

Have fun learning and playing
with your preschooler!

First, watch
this week's
video!



Bible Story

The Thankful Woman
(Luke 7:36-50)

Remember This

"A friend loves at all times."
Proverbs 17:17, NIV

Say This

Who loves you?
Jesus loves me.

Activity

Feet Wash

What You Need

Blue towel and pink towel (Any colors will work, you just need to tell your child which represents water and which represents perfume.)


What You Do

Lay the towels on a rug or carpeted floor so they won't slip when it's jumped on.

Ask your child to jump from towel to towel. The blue towel is washing their feet and the pink towel is the perfume. Continue as long as they're is interest.

Say, "We can act out our Bible story today. We can wash our feet just like in the story. First, step on the blue towel. The woman washed Jesus' feet with her tears. Then, what did she pour on His feet? Yes, she poured perfume on His feet. Jump on the pink towel. It's the perfume. Let's do it again! First wash your feet on the blue towel, then put perfume on your feet by jumping to the pink towel! Great job! Let's do it again!"

"That was so much fun! The woman was so thankful that Jesus loved her, no matter what! He loves us, no matter what, too! **Who loves you? Jesus loves me!**"

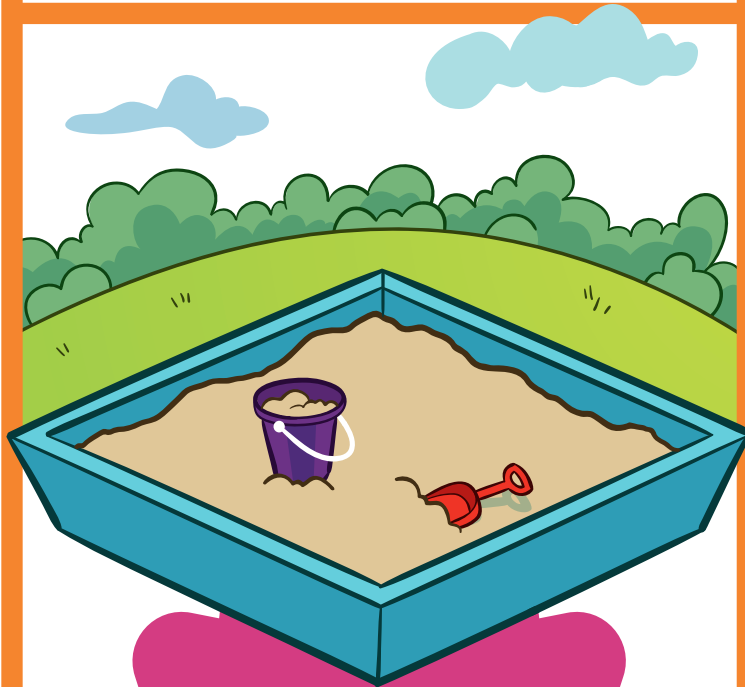


Prayer

"Dear God, thank You for sending Jesus to love us, no matter what. Thank You that He is the kind of friend who forgives us every time and will never, ever stop loving us. Every person in the world has made wrong choices, and we all need Jesus to forgive us. I pray (name of child) will always talk to You about their choices and trust that Jesus loves them, no matter what. We love You, God. In Jesus' name, amen."

Theme

The Big Sandbox



SAY THIS

Who loves you?
Jesus loves me.



Who
loves you?



Who wants to
be your friend
forever?

Who is
a good
friend?

Use washable crayons or markers to draw your
favorite part of this week's Bible Story:

Memory
Verse

"A friend

Hook your pointer
fingers together

loves

Hug yourself

at all times."

Stretch your arms out
and turn in a circle

Proverbs 17:17

Open hands
like a book



WEEK 1

**Jesus tells His friends, the disciples,
to let the children come to Him.**

Luke 18:15-16

Who did Jesus tell to come to Him?

(The children)

Are children important to Jesus? (Yes)

WEEK 2

**Jesus visits His friends, Mary and
Martha, because He wants to spend
time with them.**

Luke 10:38-42

Whose house did Jesus visit?

(Mary and Martha)

Who wants us to spend time with Him?

(Jesus)

WEEK 3

**A centurion goes to Jesus and
asks for help to heal his servant,
and Jesus helps him.**

Matthew 8:5-13

What did the centurion ask Jesus to do?

(Make his servant all better)

Who made the servant better even though

he was far away? (Jesus)

WEEK 4

**A woman goes to Jesus and shows how
thankful she is by washing His feet.**

Luke 7:36-50

Why was the woman thankful?

(Jesus loved her)

What did the woman pour on Jesus' feet?


(Perfume)

Color By Shape





1 Look for the shapes and use the key to color the picture.

2 Draw something you would build in the sandbox.

Use washable crayons or markers.



KEY

-  GREEN
-  BLUE
-  RED
-  YELLOW