

## Roots Large Group Leader/Emcee Today's Suggested Schedule—June 2021, Week 3

**Today's Bible Story:** Use Somebody (Gideon) • *Judges 6–8*

**Today's Bottom Line:** God can use you no matter what.

**Monthly Memory Verse:** *I remain confident of this: I will see the goodness of the LORD in the land of the living.* Psalm 27:13 (NIV)

**Monthly Life App:** Confidence—learning to see yourself the way God sees you

**Basic Truth:** I can trust God no matter what.

### **SMALL GROUP (15 minutes)**

#### **SOCIAL: Providing time for fun interaction**

Early Arriver  
Opening Activity

### **LARGE GROUP (25 Minutes)**

#### **STORY: Communicating God's truth in engaging ways**

#### **WORSHIP: Inviting people to respond to God**

Welcome/Opener  
Worship ("Press Play" from *Press Play: Get in the Mix*)  
Bible Story  
Closer / Bottom Line  
Prayer

### **SMALL GROUP (25 minutes)**

#### **GROUPS: Creating a safe place to connect**

Bible Story Review: Gideon, This Is Your Life!  
Application Activity: Gideon and Gladys  
Memory Verse Activity: Sneak and Smash  
Prayer Activity: Pray and Dismiss

#### **HOME: Prompting action beyond the experience**

Parent Cue Card (print or email)  
GodTime devotional for kids  
Studio252.tv  
Parent Cue App

## **LARGE GROUP: Story (20 minutes) • Worship (5 minutes)**

Engage kids' hearts through a dynamic and interactive Bible story, worship, and prayer experience in a Large Group setting.

**Today's Bible Story:** Use Somebody (Gideon) • *Judges 6–8*

**Today's Bottom Line:** God can use you no matter what.

**Monthly Memory Verse:** *I remain confident of this: I will see the goodness of the LORD in the land of the living.* Psalm 27:13 (NIV)

**Monthly Life App:** Confidence—learning to see yourself the way God sees you

**Basic Truth:** I can trust God no matter what.

**AUDIO:** Play high-energy music as kids enter.

**VIDEO:** Theme Loop

*Leader enters, dancing and singing to the music.*

### **OPENER**

**AUDIO:** "Main Titles" by John Ottman from *Superman Returns*

**LEADER:** (*ad-libbing as the music builds*) "Oh, yeah! Now THIS is a great song. Do you know what it's from?"

(*When the main theme comes in at 0:27*) "YES! Doesn't this music make you feel so strong and brave? Doesn't it make you feel like a hero! Doesn't it make you feel CONFIDENT?"

"When you know how much God loves you, you start to see how He can use you to be a hero. You can 'get in the mix' and share His love, everywhere you go!"

**AUDIO:** Fade out music

"It seems like there's a hero in just about every good story. There's someone who saves the day. Maybe it's someone you least expect! And whether it's a cartoon, a musical, or just a regular superhero flick, the hero often has a theme song—something they sing or something that plays in the background when they show up on screen. Kind of like the song we just played, which is the theme music for . . . (*Pause for response.*) Yes! Superman!"

"I thought we could have some fun today by guessing some heroes by hearing their theme songs. First, let's divide into two teams. Each team should pick a captain."

*Divide the kids into two teams. Try to make them as evenly matched as possible. Make sure each team picks a captain.*

"All right! I'll play some song clips. When your team thinks you know who the hero is, send your captain to grab your team's hero cape. The first captain to put on their cape like this . . . (*show how to clip the cape in front of your neck with the clothespin*) . . . gets to answer the question. If you get it right, you get

the point. If you don't, the other team gets one guess to try to win the point instead. Remember, you're naming the HERO, not the movie. Any questions? *(Pause for response.)* Okay, let's play!

"Let's start with a super-easy one. Remember, talk to your team and send your captain as soon as you know!"

**AUDIO:** "Spider-Man" by Paul Francis Webster and Bob Harris, theme to Spider-Man cartoon

"Talk to your team and send your captain as soon as you know!"

*Award a point on the dry erase board to the team that gets the answer first.*

"Okay, that was a little bit TOO easy. But let's see if you know this one!"

**AUDIO:** "What's Up Danger" by Blackway and Black Caviar, from Spider-Man: Into the Spider-Verse

"Yes, that was another Spider-Man song! Good job! There are a lot more heroes out there, though, so let's keep going!"

**AUDIO:** Various hero theme songs

**SLIDES (optional):** Hero/movie images, to match the songs

*Go through the different theme songs, awarding points as the teams guess. Keep track of the points on the dry erase board and celebrate the winning team at the end.*

"Nice job, everyone! You all know your heroes! Let's keep the fun music going as we worship God together. Everyone on your feet!"

## **WORSHIP**

**LEADER:** "If there were a theme song for confidence, it would probably be this one. It's called 'Press Play.' It reminds us that Jesus loves us and He's with us, wherever we go. Let's sing it out loud!"

**VIDEO:** "Press Play" Dance Moves Music Video

"Great singing, everyone! You can have a seat."

## **BIBLE STORY**

**VIDEO:** Host Intro

**VIDEO:** 252 Story

**VIDEO:** Host Outro

## **CLOSER**

**SLIDE:** Theme Background

**LEADER:** “Remember, God can do big things through you! You might not always feel ready, but you can choose to trust Him, and believe that He can work in your life in amazing ways.

**SLIDE:** *Bottom Line*

**[Bottom Line]** “God can use you no matter what. Say that with me.”

**LEADER and KIDS:** **[Bottom Line]** “God can use you no matter what.”

**LEADER:** “Let’s pray and ask God to use us, just like He used Gideon!”

**SLIDE:** *Theme Background*

## **PRAY**

**LEADER:** “Dear God, thank You for the story of Gideon. Gideon certainly didn’t expect to do something so big; but he was able to do it because he trusted You. We want to be heroes, just like Gideon. We want to be people who **[Basic Truth] make the wise choice** and stand up for what’s right. Please help us see ourselves the way You do so that You can use us to make a difference in the world around us. We love You, and we ask these things in Jesus’ name. Amen.”

## **DISMISS**

**LEADER:** “We’ll talk some more in Small Group about how God can use us when we put our confidence in Him. So let’s head on out!”

*Dismiss kids to their small groups.*

**AUDIO:** *Play high-energy music as the kids exit.*

**VIDEO:** *Theme Loop*

## GETTING READY

Here's everything you need to know to get ready for this week.

**STORY: Communicating God's truth in engaging ways (20 minutes)**

**WORSHIP: Inviting people to respond to God (5 minutes)**

### 1. Opener/Closer

#### What You Need:

- Leader
- Two superhero capes (or towels)
- Clothespins to secure the capes
- Hooks to display the capes on stage
- Dry erase board and marker
- Hero or movie images to match the songs (optional)

#### Music and Sound Effects:

- Upbeat music to use as kids enter and exit the room
- "Main Titles" by John Ottman from *Superman Returns*
- "Spider-Man" by Paul Francis Webster and Bob Harris, theme to *Spider-Man* cartoon
- "What's Up Danger" by Blackway and Black Caviar from *Spider-Man: Into the Spider-Verse*
- Other hero theme songs such as "Main Title" by John Williams from *Star Wars*; "The Batman Theme" by Danny Elfman from *Batman* (1989), starting at 0:46; "The Glory Days" by Michael Giacchino from *The Incredibles*; "The Raiders' March (aka Indiana Jones Theme)" by John Williams from *Raiders of the Lost Ark*; "The Avengers" by Alan Silvestri from *The Avengers*; "Captain America" by Alan Silvestri from *Captain America: The First Avenger*

#### Large Group Visuals:

- Theme Loop Video
- Theme Background Slide
- Bottom Line Slide

#### What You Do:

- Download and print this week's tech sheet for everyone helping with Large Group.
- Download the slides and videos and have them ready to use.
- Download music from a resource such as iTunes® and have it ready to play.
- Set the hero theme songs to play at the most recognizable part of the song, as noted above. (You can set the start time in iTunes® by going to Edit / Song Info / Options.)
- If you feel like the songs may be hard for your kids to guess, consider grabbing photos from the movie or of the heroes themselves, and flashing them on the screen if the kids have trouble guessing.

### 2. Worship

#### What You Need:

- Leader(s)

#### Large Group Visuals:

- “Press Play” Dance Moves Music Video

**What You Do:**

- Download the video and have it ready to use.

**3. Bible Story**

**What You Need:**

- Leader

*Large Group Visuals:*

- Host Intro Video
- 252 Story Video
- Host Outro Video

**What You Do:**

- Download the videos and have them ready to use.

**Hot**

**More**

**Up**

**Black**

**Stop**

**Big**

**Tall**

**Weak**

**Off**

**In**


**Left**

**Soft**

**What to Do:**

Print on paper and cut apart. Provide one set for each small group.

Long ago, there was a man named Gideon.  
He didn't have a lot of special talents, but God used him  
anyway because [**Bottom Line**] God can use you no matter what.



Not that long ago, there was a woman named Gladys.  
She didn't have a lot of special talents, but God used her  
anyway because [**Bottom Line**] God can use you no matter what.

Gideon did have a good talent for organizing people and making plans. God used that in a lot of ways to defeat Israel's enemies.

God used Gladys, even though her talents were pretty ordinary. ***She could walk and she could clean.*** (Encourage kids to say the phrases and do the motions after each prompt.) She believed that God wanted her to share the Good News in China and that He would use her no matter what.

**What to Do:**

Print one book for each small group.





*She could walk.* So she walked to church meetings every week where she learned how to share the Good News with her friends and family.

**What to Do:**

Print one book for each small group.



*She could clean.* So she got a job cleaning the house of an expert on China. She cleaned all day and studied at night with books and maps from his library.

**What to Do:**


Print one book for each small group.



Finally, Gladys saved enough money to travel to China! But she wasn't sure what she'd do when she got there. How would walking and cleaning possibly help share the Good News? How could God use her, no matter what?

**What to Do:**


Print one book for each small group.



***She could walk.*** So she walked 30 miles in the snow in Siberia on the way to China when her train broke down. She then took a boat, four buses, and a mule ride to get to a town in China.

**What to Do:**

Print one book for each small group.



***She could clean.*** So she cleaned the rooms in the inn that welcomed visitors to her city in China. She and the other missionary at the inn told the guests Bible stories, and many people decided to follow Jesus.

**What to Do:**

Print one book for each small group.



***She could walk.*** So she walked all over her province in China to check on the health of the children in the villages. While she checked on them, she told the Good News to their families. Soon, there were Christians all over her province.

**What to Do:**

Print one book for each small group.




***She could clean.*** So she cleaned, cooked, and looked after a hundred children who had nowhere to go but the orphanage she opened at the inn. Everyone in her city learned of God's love through what she had done.

**What to Do:**  
Print one book for each small group.

**"Gideon and Gladys" Activity Page 8/12**

June 2021, Week 3, K-5 Starter  
©2021 The reThink Group, Inc. All rights reserved.



*She could walk.* So she walked right into a big, dangerous fight at a prison in her city in China. She helped the men in jail and made sure that they had enough to eat and stayed healthy. She told them about Jesus. She started a church, right there in the prison!

**What to Do:**

Print one book for each small group.





Gladys did many other things to share the Good News with her city and province in China.

After a few years, there was a big war in China and her city wasn't safe anymore. She was in charge of more than 100 children. Where would they go, and how would they get there?

**What to Do:**

Print one book for each small group.



*She could walk.* So she walked more than 100 miles with those children, across mountains, meadows, and dangerous rivers; and through abandoned towns. She got them all to safety.


**What to Do:**

Print one book for each small group.

God used Gladys,  
even though her two best “talents” were so ordinary!

*She  
could  
walk*

*and she  
could  
clean!*  
(words and motions)



Who could have guessed that a girl who could clean well and walk far would save hundreds of children, help dozens of prisoners, and tell more than a thousand people the Good News about Jesus? God knew all about Gladys and how He could use her in His plan for all people.

Sometimes, you might feel like you're not the best, the fastest, or the smartest; but think of Gladys and Gideon and remember that ***[Bottom Line] God can use you no matter what.***

**What to Do:**

Print one book for each small group.

Sources:

<http://justus.anglican.org/resources/bio/73.html>

[https://www.amazon.com/Gladys-Aylward-Little-Woman/dp/0802429866/ref=nodl\\_](https://www.amazon.com/Gladys-Aylward-Little-Woman/dp/0802429866/ref=nodl_)

Gladys Aylward: The Adventure of a Lifetime (Christian Heroes: Then & Now) [https://www.amazon.com/dp/1576580199/ref=cm\\_sw\\_r\\_cp\\_api\\_glt\\_fabc\\_5W3RKHWBP5YXAPNNX19D](https://www.amazon.com/dp/1576580199/ref=cm_sw_r_cp_api_glt_fabc_5W3RKHWBP5YXAPNNX19D)

There's also a Torchlighters film, and a few videos on YouTube if you need more!

## Roots Small Group Leader Today's Suggested Schedule—June 2021, Week 3

**Today's Bible Story:** Use Somebody (Gideon) • *Judges 6–8*

**Today's Bottom Line:** God can use you no matter what.

**Monthly Memory Verse:** *I remain confident of this: I will see the goodness of the LORD in the land of the living.* Psalm 27:13 (NIV)

**Monthly Life App:** Confidence—Learning to see yourself the way God sees you

**Basic Truth:** I can trust God no matter what.

### **SMALL GROUP (15 minutes)**

#### **SOCIAL: Providing time for fun interaction**

Early Arriver  
Opening Activity

### **LARGE GROUP (35 minutes)**

#### **STORY: Communicating God's truth in engaging ways**

#### **WORSHIP: Inviting people to respond to God**

Welcome/Opener  
Worship ("Press Play" *single* and "I Can Always Trust You" from *Can't Stop Won't Stop*)  
Bible Story  
Bottom Line  
Prayer  
Closer

### **SMALL GROUP (25 minutes)**

#### **GROUPS: Creating a safe place to connect**

Bible Story Review: Gideon, This Is Your Life!  
Application Activity: Gideon and Gladys  
Memory Verse Activity: Sneak and Smash  
Prayer Activity: Pray and Dismiss

#### **HOME: Prompting action beyond the experience**

Parent Cue Card (Print or Email)  
GodTime Devotional for Kids  
Studio252.tv  
Parent Cue App

## **SOCIAL: Providing Time for Fun Interaction (15 minutes)**

**Today's Bible Story:** Use Somebody (Gideon) • Judges 6–8

**Today's Bottom Line:** God can use you no matter what.

**Monthly Memory Verse:** *I remain confident of this: I will see the goodness of the LORD in the land of the living.* Psalm 27:13 (NIV)

**Monthly Life App:** Confidence—Learning to see yourself the way God sees you

**Basic Truth:** I can trust God no matter what.

*Before kids arrive, take a few moments to pray for them. Pray for the kids who might struggle with feelings of worthlessness or are just generally down on themselves. Ask God to help all of your kids understand that He can and wants to use them, no matter what. Thank God for uniquely gifting each of your few for the plans He has for them. Pray that the story of Gideon will inspire them to allow themselves to be used by God.*

### **1. Early Arriver**

*Made to Connect: an activity that invites kids to share and collaborate with others while growing their understanding*

**What You Need:** Hand sanitizer, offering container, scrap paper, and pencils

#### **What You Do:**

- Welcome kids by name and with an elbow bump or high-five.
- Invite kids who brought an offering to put it in the offering container.
- Direct the kids to use one pump of hand sanitizer.
- Give each kid a piece of scrap paper and a pencil.
- Invite kids to write a secret or hidden talent they have.
  - The secret talent doesn't have to be significant. It can be something like opening tight jars, always ordering the yummiest food at the restaurant, or good at running or math.
  - For younger kids, it can be things they do independently like snapping their fingers, riding a bike, or whistling.
- If time allows, collect the papers.
- Read the talent out loud and let the group guess who has that talent.
- Talk about things that you're good at too, even if they aren't earth-shattering. Let kids see that everyone is good at SOMETHING.

## 2. Opening Activity

*Made to Create: an activity that explores ideas through the process of drawing, building, designing, and problem-solving*

**What You Need:** Instrument-making supplies

**What You Do:**

- Divide your group into teams of three.
- Lay out the instrument making-supplies in the middle of the groups.
- Encourage each group to grab three to five supplies and make instruments.
- Try to let kids come up with the ideas themselves, but help them if they have trouble executing their vision for what they want to make.
- One by one, ask each group to stand up and show off their instrument.
- Ask questions like:
  - What kind of instrument did you make?
  - How would you describe the unique sound your instrument makes?

**What You Say:**

“Before you started, I kind of questioned how these supplies could be turned into instruments. Leave it to your creative, genius brains to prove me wrong! I loved seeing your creativity and ideas play out.

***[Transition]* Today in Large Group, we’ll learn about a guy who didn’t know how things would work out, but God surprised him just like you surprised me!”**

**Lead your group to the Large Group area.**

## **GROUPS: Creating a Safe Place to Connect (25 minutes)**

### **1a. Gideon, This Is Your Life!**

#### **[Talk about God | Bible Story Review]**

*Made to Imagine: an activity that promotes empathy and facilitates concrete application through role-play and reenactment*

**What You Need:** Oatmeal or cream of wheat in a bag, piece of fleece material, water bottle, party horn, flashlight, modeling clay, toy soldiers, camping water cup, and pillow or sleep mask, (*Optional*) phone or tablet for video recording

#### **What You Do:**

- Gather the group in a circle.
- Hand a different item to each kid.
- If you have more items than kids, give more than one item to each kid.
- Ask the kids to explain what the item(s) they received has/have to do with Gideon.
  - *NOTE: Some items have been “updated” from the story—the oatmeal/cream of wheat is for the wheat Gideon was threshing, the flashlight is the torch, the clay is for the jars, etc.*
- Once kids answer, ask them to work together to line the props in order to tell Gideon’s story.
- (*Optional*) Record one or two kids re-telling Gideon’s story down the line of props to show to families or your church community, or to post on your church’s social media outlets (with parental permission).

#### **What You Say:**

These look like a bunch of unrelated items. If we piled them up, it might look like a bunch of junk! But all of these things had a purpose in God’s plan for Gideon’s life.

“God had a plan for every event that Gideon went through—even if Gideon didn’t believe it at first! But by using such ordinary things—torches, wheat, and normal dishes—God pointed out that He can incorporate anything or anyone in His plan. **[Bottom Line] God can use you no matter what.**

“God showed Gideon that He didn’t need a giant strong superhero or awesome, high-tech expensive tools to carry out His plan. God uses normal people with normal things and normal lives, like Gideon and like us.

“You might think you have to grow up before God can use you, or that you have to look for something extraordinary to do, but that’s not the way God works. God uses us to show love to others all the time, just by being us.”

***[Make It Personal] (Share what being used by God as a Small Group Leader means to you. Point out that by being a SGL, you said ‘Yes’ to being used by God in a very normal, everyday kind of way. If you had fears or nerves, share those with kids in an age-appropriate way. What have you gotten to do as an SGL that amazes you?)***



## 1b. Light It Up

### [Talk about God | Bible Story Review]

*Made to Create: an activity that explores ideas through the process of drawing, building, designing, and problem-solving*

**What You Need:** Plastic cups, scissors, grey or white tissue paper, glue sticks, orange and red construction paper, black markers, and electric tea light candles

#### What You Do:

- Review the story of Gideon together as a group using the Story Review Points below.
- Give each kid a plastic cup, black marker, tea light candle, piece of orange construction paper, piece of red construction paper, and a pair of scissors.
- Instruct the kids to cut out a few orange construction paper squares, about the length of their fingers.
- Direct the kids to write on each square things God gave Gideon or ways He helped him. (For example: God sent fire down to burn meat and bread to show Gideon He had sent the message.)
- Instruct the kids to fill as many squares as they can.
- Direct the kids to cut out squares from their red paper like they did with the orange paper.
- Ask them to write on each of the red squares one thing God has given them. (For example: He made me good at math. I can make people laugh. I really love art.)
- Instruct the kids to place their tea light candle in the bottom of their cup.
- Give each kid one piece of tissue paper and a glue stick.
- Instruct them to rip up their tissue paper into small pieces or strips then glue the tissue paper on the outside of their cup until it is covered completely.
- Hand out more pieces of tissue paper if needed.
- Direct kids to glue a few of their orange and red squares around the rim of the cup to stick up and out like fire flames.
- They can put the remaining paper squares in the cup.
- The end result should look like a small torch, lit from the inside.

#### Story Review Points

1. God's people, the Israelites, turned away from Him. So God allowed the Midianites to take over their land. The Israelites called out to God for help! God heard them and sent the angel of the Lord to Gideon.
2. The Angel of the Lord told Gideon that God would use him to save Israel from Midian. Gideon didn't know why or how that could be possible because he didn't come from a strong family tribe, and he was the weakest member of that tribe.
3. Gideon asked God to send him a sign that the message was really from Him. So God sent fire to burn up meat and bread that Gideon had prepared.
4. Gideon asked God for another two signs. God listened and gave him two more signs with a wet and dry fleece.
5. Gideon was finally convinced that God wanted to use him. So, Gideon got ready to fight with 32,000 men. But God told him there were too many men to defeat the Midianites.
6. Gideon was confused. But God told Gideon He wanted the Israelites to know they didn't beat the Midianites with their own strength but with God's!
7. God continued to make Gideon's army smaller until he only had 300 men left!

8. With God's power and help, Gideon and the 300 men conquered the Midianites using trumpets, jars, and torches, proving that **[Bottom Line] God can use you no matter what.**

**What You Say:**

"There are times I feel like the underdog, the one who's not good enough, just like Gideon did. Maybe there are times you feel like an underdog, too. Maybe you look around at your friends and wish you had certain things they do. Perhaps you wish you could be better at math or could play basketball like the other kid in school. There are all kinds of scenarios that leave us wishing things were different sometimes. **[Make it Personal] (Share an age-appropriate example of something you wish could be different or a time when you felt like an underdog.)**

"This week, anytime you feel like you're not good enough, flip the light on inside your cup. Reach inside and remember what God has given you. Things may not look how you want them to, but we can trust that **[Bottom Line] God can use you no matter what.** God has an awesome plan and purpose for your life, and He designed you with those great plans in mind! Let your light shine brightly like Gideon's. Be confident that God made you just as you are. He loves how He made you, and He wants to do great things through you!"

## 2. **Gideon and Gladys**

### [Live for God | Application Activity]

*Made to Imagine: an activity that promotes empathy and facilitates concrete application through role-play and reenactment*

**What You Need:** Prepared “Gideon and Gladys” Activity Pages

#### **What You Do:**

- Gather the kids in a circle.
- Read the “Gideon and Gladys” story together.
- Explain that the story will prompt them to respond. When they are prompted with “She could walk” or “She could clean,” encourage the kids to say and do the following.
  - “She could walk, and she could clean!”
  - Make the motion of walking fingers or using an imaginary cloth to polish a surface.

#### **What You Say:**

“How are Gladys from this story and Gideon from the Bible story similar? How are they different? (*Invite responses.*) How are you like Gideon? (*Invite responses.*) How are you like Gladys? (*Invite responses.*)

“Gideon and Gladys both did what they could do—nothing more and nothing less. God didn’t demand that Gideon become a giant superhero, and He didn’t ask Gladys to grow wings and fly to China! **[Bottom Line] God can use you no matter what.** It will look really normal at first—like being kind to a new kid in your neighborhood or inviting your younger sibling to join you and your friends when you play outside. But God will take that little thing you do and make it HUGE in someone else’s life.

“This also means that you can work on your skills—school, chores, sports, exercise, dance—and feel confident that God will use you in those. God may ask you to try something new, but He can use you anywhere and in any way. Where could God use you this week?” (*Invite answers.*)

#### *Optional Discussion Questions for Older Kids*

If you lead 4<sup>th</sup>, 5<sup>th</sup>, or 6<sup>th</sup> graders, consider asking these discussion questions:

- How has God used someone in your life—just by being kind or helpful—to show you His love?
- When was the last time you did something to show love to someone else? How did that feel?
- What are some other ways God could use you?

### 3. Sneak and Smash

#### [Hear from God | Memory Verse Activity]

*Made to Move: an activity that increases the oxygen in the brain and taps into the energy in the body*

**What You Need:** Bibles and paper lunch bags

#### **What You Do:**

- Look up Psalm 27:13 together and read it out loud.
- Make sure everyone can say the verse together before the game begins.
- Set lunch sacks around the edges of the room and give one to each kid.
- Instruct the kids to inflate their lunch bag by blowing in it, then tightly twist the top.
- Show the kids how to pop the paper bag by smashing it with their hands.
- Tell the kids that when you say “Sneak” they should drop to the floor and “army crawl” on the floor to get to a bag.
- Tell the kids that when you say “Smash” they should stand up with the bag they army crawled to, inflate it, and “pop” it while saying Psalm 27:13.

#### **What You Say:**

“That was fun! I liked the ‘Smash’ part better than the ‘Sneak’ part. We used a pretty ordinary thing—this paper bag—in a creative way. Have you ever used one of these before? *(Invite responses.)* Usually, they hold things like lunch or supplies, but that’s not what we used them for today.

“It’s like the way that **[Bottom Line] God can use you no matter what.** Most often, God uses us to be kind to our neighbors and our family, to show His love by being ourselves. That is awesome! I’m so glad that God uses us every day.

“But sometimes there’s something special we can do—like make a card for someone who is shut-in or share our money or belongings with people in need. That’s like this paper bag becoming something special.

“So here’s a challenge for you this week. Take home a paper bag and figure out a way to use it to show God’s love to someone. What ideas do you already have? *(If the kids need suggestions, share some ideas, i.e. packing a snack for a friend, putting in small toys to donate, saving money in the bag to share at church, wrapping a small gift for a sibling, making a puppet to entertain a little kid, etc.)*

“Our memory verse says that we can have confidence that we will see God’s goodness—and sometimes that means we can see God’s goodness in what God does through us!”

## 4. No Matter What

### [Live for God | Application Activity]

*Made to Move: an activity that increases the oxygen in the brain and taps into the energy in the body*

**What You Need:** No supplies needed

#### What You Do:

- Gather the kids in the middle of your space.
- Play four corners.
- Designate different corners to be Corner One, Corner Two, Corner Three, and Corner Four.
- Make sure kids understand how each corner is labelled.
- For each round, list four things God has given people.
  - If kids think Option One is something God has given them personally, they should run to Corner One.
  - If they relate to Option Two the most, they to run to Corner Two and so on.
- Play until you've finished all rounds.
- Repeat corner options in different combinations so the kids have a chance to run to other corners that apply to them. (Most likely you'll have kids for whom more than one option in a given round applies to them.)

#### Four Corner options:

##### Round 1

1. Great singing voice
2. The ability to make people laugh
3. A math brain
4. Good fashion sense

##### Round 2

1. Artistic ability
2. A love for sports
3. Someone who can make people feel welcome
4. Good at playing games

##### Round 3

1. Good at writing
2. Organized
3. Loves to cook or loves food
4. Likes to build things

##### Round 4

1. Really good helper
2. Strong
3. Creative ideas
4. Can run fast

##### Round 5

1. Loves music
2. Generous

3. Thinks ice cream is the best thing ever
4. Can remember lots of lines in movies

**What You Say:**

“Did you know professional ice cream taster is a real job? The next time you think your love for ice cream isn’t one of the awesome things God has given you, remember that you may be the next best professional ice cream taster!

“You may wish you had more talent, more self-control, more creativity, or even more influence with your friends or at home, but God has already given you so many things that make you awesome! **[Bottom Line] God can use you no matter what.** So the next time you think you lack something, think about all of the things God has given you and how He uses you to show people His love!”

## Pray and Dismiss

### [Pray to God | Prayer Activity]

*Made to Reflect: an activity that creates space for personal processing and application*

**What You Need:** Large paper or posterboard and markers

#### What You Do:

- Together, say **[Bottom Line] God can use you no matter what.**
- Write the Bottom Line in the middle of the poster board, leaving plenty of room for kids to draw.
- Instruct the kids to gather around the poster board.
- Ask the kids to draw one way that God can use them this week.
- Brainstorm together out loud as you all decorate your poster board.
- When it's finished, affirm the kids' confidence that God will use them this week. If you have time, affirm the kids by name. (*"Nathan, that's a great drawing of a moving van! I'm excited to hear how God will use you this week to be kind to your new neighbors."*)
- Close in prayer.

#### What You Say:

"Dear God, thank You for using us in Your plan, no matter where we are or what we can do! Please help us be willing to follow You and do whatever we can to show others Your love. We love You, and we pray these things in Your name. Amen."

As adults arrive to pick up, send kids home with a paper bag—NOT TO SMASH—but to use in a creative way to serve and love their families.

## GETTING READY

Here's everything you need to know to get ready for this week.

### **SOCIAL: Providing time for fun interaction (15 Minutes)**

Welcome kids and spend time engaging in conversation and catching up. Get ready to experience today's story.

**(Choose one or both of these activities.)**

#### **1. Early Arriver**

*Made to Connect: an activity that invites kids to share and collaborate with others while growing their understanding*

##### **What You Need:**

- Hand sanitizer
- Offering container
- Scrap paper
- Pencils

#### **2. Opening Activity**

*Made to Play: an activity that encourages learning through following guidelines and/or working as a group*

##### **What You Need:**

- Print the "Opposite Day Cards" Activity Page and cut apart; one set for each small group
- Tape

### **GROUPS: Creating a Safe Place to Connect (25 minutes)**

Create a safe place to connect and learn how the Bible story applies to real life experiences, through interactive activities and discussion questions.

**(Choose as many of these activities as you like.)**

*\*If you don't have time to do all these activities, be sure to do activity #2.*

#### **1. Gideon, This is Your Life!**

##### **[Talk about God | Bible Story Review]**

*Made to Imagine: an activity that promotes empathy and facilitates concrete application through role-play and reenactment*

##### **What You Need:**

- Oatmeal or cream of wheat in a plastic zip-top bag
- Piece of fleece material
- Water bottle
- Party horn
- Flashlight
- Modeling clay
- Toy soldiers
- Camping water cup
- Pillow or sleep mask
- *(Optional)* Phone or tablet for video recording

#### **\*2. Gideon and Gladys**



### **[Live for God | Application Activity]**

*Made to Imagine: an activity that promotes empathy and facilitates concrete application through role-play and reenactment*

#### **What You Need:**

- Print the “Gideon and Gladys Storybook” Activity Page on paper; one for each small group
- Stapler or plastic page protectors and a binder
  - You can simply staple the pages together or place each page in a page protector and put them in a binder.

### **3. Sneak and Smash**

#### **[Hear from God | Memory Verse Activity]**

*Made to Move: an activity that increases the oxygen in the brain and taps into the energy in the body*

#### **What You Need:**

- Bibles
- Paper lunch sacks; several for each kid

### **4. Pray and Dismiss**

#### **[Pray to God | Prayer Activity]**

*Made to Reflect: an activity that creates space for personal processing and application*

#### **What You Need:**

- Large paper or poster board
- Markers