

Today's Suggested Schedule—June 2021, Week 2

Note: This version of the curriculum is designed especially for churches with fewer leaders and preschoolers. You may want to use it if you have just one or two leaders and if you combine all your preschoolers for both Large and Small Group time.

Today's Bible Story: We can trust God's plan.

Jericho • *Joshua 5:13–6:27*

Memory Verse: "I trust in God. I am not afraid." Psalm 56:11, NIV

Key Question: Who can trust God?

Bottom Line: I can trust God.

Basic Truth: God loves me.

PRELUDE: Setting the tone for the experience

See the **Getting Ready** pages at the end of this document for a detailed description of what you'll need for today.

In the **Prelude** folder of your curriculum, you'll find a variety of other resources to help you prepare.

SMALL GROUP (15 minutes)

SOCIAL: Providing time for fun interaction

Plan the Movement

LARGE GROUP (20 minutes)

WORSHIP: Inviting people to respond to God

STORY: Communicating God's truth in engaging ways

"Jesus No Matter What"

Bible Story

Prayer

SMALL GROUP (25 minutes)

GROUPS: Creating a safe place to connect

In God's Army

Cup Tower

Journal and Prayer

HOME: Prompting action beyond the experience

Going Home

Parent Cue Card (print or email)

Parent Cue App

LARGE GROUP: Worship (10 minutes) • Story (10 minutes)

Engage children’s hearts through a dynamic and interactive Bible story, worship, and prayer experience in a Large Group setting.

Today’s Bible Story: We can trust God’s plan.

Jericho • *Joshua 5:13–6:27*

Memory Verse: “I trust in God. I am not afraid.” Psalm 56:11, NIV

Key Question: Who can trust God?

Bottom Line: I can trust God.

Basic Truth: God loves me.

WORSHIP

What You Need: Paperclip “Memory Verse Card” in your Bible at Psalm 56:11, NIV. You need a music player and this month’s worship song, “Jesus No Matter What,” which is included in your monthly files. The dance moves video for “Jesus No Matter What” is available on OrangeKidsMusic.com or in your media package if you subscribe.

LEADER: “Welcome, friends! I’m so glad to see you all today because it’s my favorite time—worship time! Did you know that God loves us so much that He sent us Jesus? It’s true. We can always trust God because Jesus is the best friend ever. Tell me, **who can trust God?**”

CHILDREN and LEADER: [*Bottom Line*] “**I can trust God!**”

LEADER: “Yes, you can! On your feet, and let’s sing about God’s Son, Jesus, the best friend ever.

Lead children in singing “Jesus No Matter What,” this month’s worship song.

“Jesus is the BEST! God sent us Jesus because He loves us. What a BIG reason to trust God. In fact, the Bible teaches us that ‘I (*point thumbs to chest*) trust in God (*point up*). I am not afraid (*cross hands back and forth and shake head*),’ Psalm 56:11. (*Open hands like a book.*) Say it with me!

Lead the children to say the verse with the motions.

“You can trust God! [*Bottom Line*] **I can trust God! Who can trust God?**”

CHILDREN and LEADER: [*Bottom Line*] “**I can trust God.**”

STORY

What You Need: Bible; *Optional Story Images*

LEADER: “Hello, friends! My name is [your name]! I’m here to tell you a true story from the Bible.

Hold up the Bible and lay it open at your feet.

“Today’s story from the Bible begins with a guy named Joshua. Joshua was the leader of God’s army.

(Option: Display Story Image W2 01)

“One day, God told Joshua He would take over the city of Jericho. But the city of Jericho had a HUGE wall that went aaaaaaall the way around it.

“The wall was BIG. The wall was STRONG. And because the wall was BIG and STRONG, the city of Jericho was very hard to get into. How would Joshua lead the army to take Jericho if there was a BIG, STRONG wall aaaaaaall the way around it?

“Well, Joshua wasn’t sure how that would happen, but He knew He could trust God’s plan. And this is the plan God gave Joshua. God told Joshua to take horns and blow them while marching around the BIG, STRONG wall, one time a day, for six days.

“Now, I know you’re probably thinking ‘wait, that’s the plan? Blow trumpets and march?’ Yes, that was the plan. Joshua didn’t understand how God’s plan would work, but Joshua trusted God and did what He told Him to do. So, Joshua gathered his army, got their horns, and marched around the BIG, STRONG wall.

(Option: Display Story Image W2 02)

“Everyone, stand up! We’re going to march in place while you blow your pretend hand horn. Ready? Hand horns up! Go!

March in place while demonstrating how to blow a pretend horn.

“March! March! March! March! Joshua and the army played the horns and marched. Day one, they marched! Day two, they marched! Day three, day four, day five, day six, and theeeennnnn STOP!

Freeze in place and wait for everyone to stop.

“That was awesome marching! You can sit down.

“On day seven, God told Joshua to march aaaaaaall the way around the wall seven times. Then, when Joshua said, ‘GO,’ the army would give a loud shout! Again, Joshua didn’t totally understand what God was doing. I mean, how would marching and shouting and horns break down a BIG, STRONG wall?

(Option: Display Story Image W2 03)

“But Joshua trusted God, so Joshua did what God told Him to do. Joshua led the army to march around the city seven times. Count with me!

Hold up fingers as you count.

“They marched around the city one, two, three, four, five, six, seven times! Then Joshua said, ‘GO!’ Shout with me!

Shout with the children for a few seconds.

“Annnndddd STOP!

(Option: Display Story Image W2 04)

“Guess what happened? *(Pause.)* The wall fell down! God’s plan worked! Wow! God is amazing!

“Sometimes we may not understand how God’s plan will work, but we can always trust God! That’s why when I ask, ‘**Who can trust God?**,’ I want us all to shout, **[Bottom Line] ‘I can trust God!’** Get ready! **Who can trust God?’**”

CHILDREN and LEADER: [Bottom Line] “I can trust God!”

LEADER: “Louder! **Who can trust God?’**”

CHILDREN and LEADER: [Bottom Line] “I can trust God!”

LEADER: “You got it! Thanks for all of your help today. Now it’s time to pray. Let’s close our eyes and talk to God together.”

PRAYER

LEADER: “Dear God, help us trust You, even when we don’t understand. Help us trust You and do what You say, just like Joshua did. You are SO worthy of our trust because You love us SO much! We love You, God. In Jesus’ name, amen.”

GETTING READY

Here's everything you need to know to get ready for this week.

Gather children for a Large Group time that includes interactive worship and the Bible story. The Rug Script is written for those who pull their children to a rug (or area) to one side of their preschool space to tell the Bible story. If you gather your preschoolers together from multiple rooms and have a larger space on which to present the Bible story, you may benefit from using the Stage Script.

WORSHIP: Inviting people to respond to God (10 minutes)

A leader and live instruments are recommended to sing along with the music tracks. Encourage children to be active during worship by incorporating the appropriate hand motions.

STORY: Communicating God's truth in engaging ways (10 minutes)

Choose an engaging adult to tell the Bible story. This person should be able to command the attention of preschoolers and control the group through animated storytelling. These scripts are written to be "told" and not "read." Advanced preparation is necessary.

1. Worship

What You Need:

- Leader(s)
- Live instruments
- Music player
- "Memory Verse Card" paperclipped in your Bible at Psalm 56:11, NIV

Music and Sound Effects:

- This month's worship song, "Jesus No Matter What," which is included in your monthly files.

Optional Videos (available for purchase):

- Dance Moves Music Video for "Jesus No Matter What," available in the media package, if you subscribe, or from OrangeKidsMusic.com

2. Bible Story

What You Need:

- Bible
- Toy horn

Large Group Visuals:

- Story Image W2 01
- Story Image W2 02
- Story Image W2 03
- Story Image W2 04

Supplemental Resources

WONDER, LOOK AT GOD'S STORY: First Look offers weekly introductory sketches and Bible stories on the DVD titled *Wonder, Look at God's Story*. This DVD is available for purchase at OrangeStore.org or as part of your monthly media package.

First Look Pinterest Page

Visit our Pinterest page to see craft samples and suggested supplies. <https://bit.ly/FirstLookPinterest>

Today's Suggested Schedule—June 2021, Week 2

Note: This version of the curriculum is designed especially for churches with fewer leaders and preschoolers. You may want to use it if you have just one or two leaders and if you combine all your preschoolers for both Large and Small Group time.

Today's Bible Story: We can trust God's plan.

Jericho • *Joshua 5:13–6:27*

Memory Verse: "I trust in God. I am not afraid." Psalm 56:11, NIV

Key Question: Who can trust God?

Bottom Line: I can trust God.

Basic Truth: God loves me.

PRELUDE: Setting the tone for the experience

See the **Getting Ready** pages at the end of this document for a detailed description of what you'll need for today.

In the **Prelude** folder of your curriculum, you'll find a variety of other resources to help you prepare.

SMALL GROUP (15 minutes)

SOCIAL: Providing time for fun interaction

Plan the Movement

LARGE GROUP (20 minutes)

WORSHIP: Inviting people to respond to God

STORY: Communicating God's truth in engaging ways

"Jesus No Matter What"

Bible Story

Prayer

SMALL GROUP (25 minutes)

GROUPS: Creating a safe place to connect

In God's Army

Cup Tower

Journal and Prayer

HOME: Prompting action beyond the experience

Going Home

Parent Cue Card (print or email)

Parent Cue App

SOCIAL: Providing Time for Fun Interaction (15 minutes)

Today's Bible Story: We can trust God's plan.

Jericho • *Joshua 5:13–6:27*

Memory Verse: "I trust in God. I am not afraid." Psalm 56:11, NIV

Key Question: Who can trust God?

Bottom Line: I can trust God.

Basic Truth: God loves me.

Plan the Movement

Made to Move: An activity that uses a preschooler's natural desire to move to help them learn

What You Need: "Movement Cards" Activity Pages; cardstock; and scissors

What You Do:

Before the Activity: Copy "Movement Cards" Activity Pages on cardstock and cut out, one set per activity.

During the Activity: Leader makes a movement plan with two to three movement cards. Children do the movements in that order. Change up cards and/or order and repeat as long as desired.

After the Activity: Talk about how we followed the plan.

What You Say:

Before the Activity: "Hello, friends! I've got a plan for us to follow. We'll use these cards to make a plan to follow."

During the Activity: "Here are the first movement cards to follow. *(Pause.)* First movement is [movement on the card]. Let's do that movement. *(Pause.)* Great! The second movement is [movement on the card]. Let's do that movement. *(Pause.)* Super! The third movement is [movement on the card]. Do that movement. *(Pause.)* Now, follow the plan again. *(Pause.)* Great job! Let's pick new cards and make a new plan! *(Repeat as long as desired.)* You did a great job following the plan!"

After the Activity: "Today, we'll hear about God's plan for a man named Joshua."

Transition: Move to Worship and Story by having a leader give each child a different movement to do from the movement cards above or using your own.

GROUPS: Creating a Safe Place to Connect (25 minutes)

In God's Army

Talk about God | Bible Story Review

Made to Play: An activity that encourages preschoolers to follow guidelines while having fun and learning new concepts

What You Need: Blocks

What You Do:

Before the Activity: Gather your blocks and put them in your activity area.

During the Activity: Encourage the children to build a tower. March around the tower like in the Bible Story then blow pretend horns and knock it down.

After the Activity: Review the Bible story.

What You Say:

Before the Activity: "Hello, friends! Help me build a tower with these blocks."

During the Activity: "Use all the blocks to build a big tower. *(Pause.)* Nice job! *(Pause.)* There was a great big wall around the city of Jericho in our story today. God told Joshua that he would defeat the city of Jericho even with the big strong wall in their way. Joshua trusted that God's plan would work. God told Joshua to take horns and march around the big wall blowing their horns one time a day for six days.

"Let's march around the tower. Each time, we'll pretend to have a horn and make a trumpet sound. March with me. *(Pause.)* That was one time around. Blow your horn. Toot ta toot! *(Pause.)* March around again. *(Pause.)* That was two times. Blow your horn. Toot ta toot! *(Continue four more times.)*

"On the seventh day, God told Joshua to march around the wall seven times then let out a big shout. Ready? March with me. One time. *(Pause.)* Two times. *(Pause.)* Three times. *(Pause.)* Four times. *(Pause.)* Five times. *(Pause.)* Six times. *(Pause.)* Seven times. Shout with me. Ahhhhh! And the wall came tumbling down! Let's knock down the tower! *(Pause.)* God is amazing! Joshua and the army won!"

After the Activity: "We may not understand how God's plan will work out, but we can always trust God.

Who can trust God? [Bottom Line] I can trust God."

Cup Tower

Live for God | Application Activity

Made to Create: An activity that allows preschoolers to review the Bible story, *Bottom Line*, or memory verse by creating a craft

What You Need: “Cup Tower Joshua” Activity Page; cardstock; scissors; brown construction paper; white paper cups; craft sticks; glue sticks; and a permanent marker

What You Do:

Before the Activity: Copy “Cup Tower Joshua” Activity Page on cardstock and cut, one per child. Cut brown construction paper into one-inch squares. Write child’s name on the bottom of their cup.

During the Activity: Encourage children to glue construction paper squares to the outside of their cup and glue Joshua to the craft stick.

After the Activity: Review the Bible Story.

What You Say:

Before the Activity: “In our Bible Story today, we learned how Joshua trusted God’s plan even when he didn’t understand it. Let’s make a craft to help us remember our story.”

During the Activity: “Joshua didn’t understand God’s plan, but he trusted God so he did as God instructed him. God told Joshua to take the army and march around the wall that surrounded the city of Jericho. Glue these brown pieces of paper to your cup to make it look like the wall in our story. *(Pause.)* Great! Now glue Joshua to your craft stick. *(Pause.)* Do you remember what God told Joshua to do? *(Pause.)* That’s right! God told Joshua to take the army and march around the wall and blow their horn once a day for six days. On the seventh day, He told them to walk around the wall seven times and when Joshua said ‘Go,’ give a loud shout. What happened next? *(Pause.)* Yes! God’s plan worked and the wall fell down!”

After the Activity: “God is amazing! We may not always understand God’s plan, but we can always, always trust God. **Who can trust God? [Bottom Line] I can trust God.**”

Journal and Prayer

Pray to God | Prayer Activity

Made to Reflect: An activity that encourages personal application and prayer

What You Need: Paperclipped “Memory Verse Card” in your Bible at Psalm 56:11, journal, and a fun-shaped pen

SMALL GROUP LEADER (SGL): “It’s Small Group time! Today, we’ll march to our small group spot. Get behind me and march, march, march! *(March as you lead the children to your small group spot.)*

“And stop! Now, let’s sit down and talk about today’s Bible story. One, two, three, sit down with me! *(Open the Bible and lay it in front of the children.)* Our Bible story, today, was about people who had to do a lot of marching around a very big wall. Do you remember how God told Joshua to march his soldiers around the wall of Jericho? What happened? *(Pause.)* Yes! Joshua did what God said, because he trusted God’s plan, and the wall fell down!

“We can trust God’s plan, too. The new Bible verse we’re learning will help us remember to trust God and not be afraid to do what God says. It says . . . *(Turn the pages of your Bible to the Memory Verse Card.)*

“I trust in God. I am not afraid,’ Psalm 56:11. *(Close Bible and lay it down.)*

“Let’s stand up and say that Bible verse together with the motions. Just say what I say and do what I do.”

CHILDREN and SGL: “I *(point thumbs to chest)* trust in God *(point up)*. I am not afraid *(cross hands back and forth and shake head)*,’ Psalm 56:11.” *(Open hands like a book.)*

(Repeat the verse with motions a few times.)

SGL: “Yay, you sound great! I hope you always remember that you can trust God. **Who can trust God?**”

CHILDREN and SGL: *[Bottom Line]* “I can trust God!”

SGL: “Again! **Who can trust God?**”

CHILDREN and SGL: *[Bottom Line]* “I can trust God!”

SGL: “Yay! *[Bottom Line]* I can trust God!

“Now let’s sit down so we can write in our prayer journal and talk to God. *(Hold journal and fun-shaped pen.)* Today, we’ll make a list of what you plan to be when you grow up: a firefighter or a doctor or a dancer or a teacher . . . whatever you want to be. When I say your name, tell me what you plan to be when you grow up, and I will write it in our prayer journal. Get ready and listen for your name!

(Say each child's name and write down what they say. Remember to print the names so the children can recognize their names and the letters.)

"I love this list! It's great to make plans, but we must always remember to trust that God's plan is best, right? Right! Ok, let's pray. Would anyone like to pray before I pray?"

(Give each child who wants to pray the opportunity to do so.)

Prayer

SGL: "Dear God, thank You for letting us dream of what we can grow up and be one day. I think it's wonderful that [child's name] wants to be a [occupation they listed] and [child's name] wants to be a [occupation they listed]. *(Repeat with each child and what they want to be.)* I pray that as they grow up, they will plan and dream and choose to trust that Your plan is best. We love You, God. In Jesus' name, amen."

GETTING READY

Here's everything you need to know to get ready for this week.

SOCIAL: Providing time for fun interaction (15 Minutes)

Activities that encourage preschoolers to enter the classroom and begin engaging with peers and Small Group Leaders by providing age appropriate and hands on fun while introducing new concepts they will hear in the day's Bible story.

Prepare to offer the following activity as your preschoolers arrive. Let one teacher lead the activity while another teacher greets parents and children at the door.

Plan the Movement

Made to Move: An activity that uses a preschooler's natural desire to move to help them learn

What You Need:

- "Movement Cards" Activity Pages
- Cardstock
- Scissors

What You Do:

- Copy "Movement Cards" on cardstock and cut apart, one set per activity.

GROUPS: Creating a Safe Place to Connect (25 minutes)

Create a safe place to connect through activities that are written to reach every learning style while reinforcing the Bottom Line that was introduced during the Bible Story and applying it to real life experiences. In addition, these activities provide preschoolers with an opportunity to build relationships with their Small Group Leader.

Offer as many of the following activities as your time, facilities, resources, and leadership allow. You may want to lead one activity at a time. Or, offer two activities at once and allow half the children to participate in each. Then switch groups and repeat the activities.

In God's Army

Talk about God | Bible Story Review

Made to Play: An activity that encourages preschoolers to follow guidelines while having fun and learning new concepts

What You Need:

- Blocks

Cup Tower

Live for God | Application Activity

Made to Create: An activity that allows preschoolers to review the Bible story, Bottom Line, or memory verse by creating a craft

What You Need:

- "Cup Tower Joshua" Activity Page
- Cardstock

- Scissors
- Brown construction paper
- White paper cups, one per child
- Craft sticks, one per child
- Glue sticks
- Permanent marker

What You Do:

- Copy “Cup Tower Joshua” Activity Page on cardstock and cut out, one per child.
- Cut brown construction paper into one-inch squares
- Write child’s name on the bottom of their cup

Journal and Prayer

Pray to God | Prayer Activity

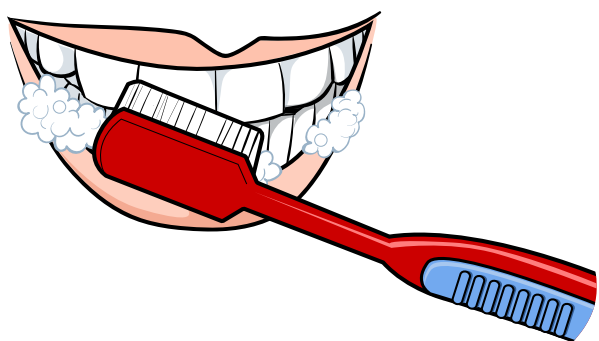
Made to Reflect: An activity that encourages personal application and prayer

What You Need:

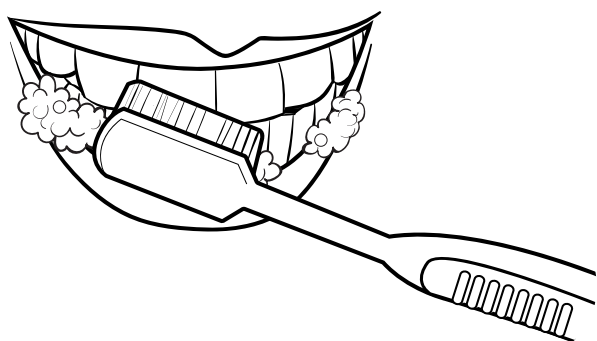

- Paperclipped “Memory Verse Card” in your Bible at Psalm 56:11
- Journal, one per small group
- Fun-shaped pen, one per small group


HOME: Prompting Action Beyond the Experience

- Make copies on cardstock or email this week’s Parent Cue card.
- Copy “Going Home” and hang on the door where Small Group Leaders can reference and remind parents of the Bottom Line and memory verse as parents pick up their children.
- Tell parents about our additional family resource, the **Parent Cue app**.











Jericho
Joshua 5:13-6:27



Jericho
Joshua 5:13-6:27



Jericho
Joshua 5:13-6:27




Jericho
Joshua 5:13-6:27



Jericho
Joshua 5:13-6:27



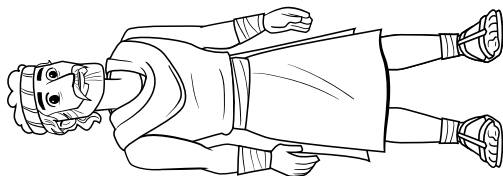
Jericho
Joshua 5:13-6:27



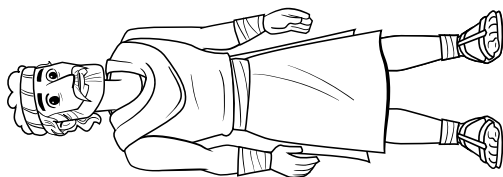
Jericho
Joshua 5:13-6:27



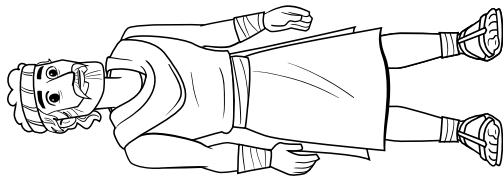
Jericho
Joshua 5:13-6:27



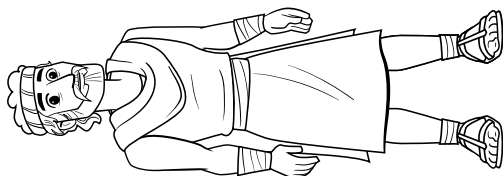
Jericho
Joshua 5:13-6:27



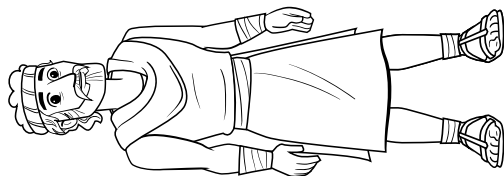
Jericho
Joshua 5:13-6:27



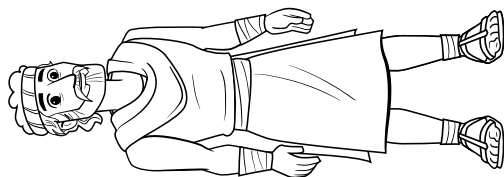
Jericho
Joshua 5:13-6:27



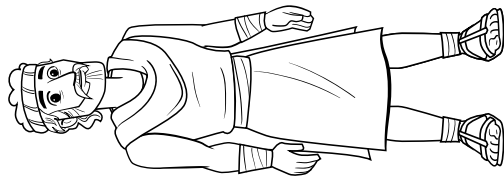
Jericho
Joshua 5:13-6:27



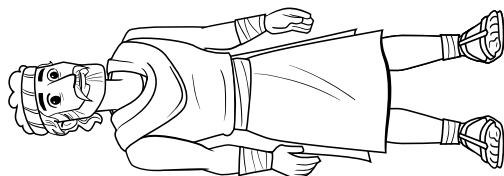
Jericho
Joshua 5:13-6:27



Jericho
Joshua 5:13-6:27



Jericho
Joshua 5:13-6:27



Jericho
Joshua 5:13-6:27