

PUZZLED

Believe there's
a bigger picture

WEEK
ONE
APRIL 2022

SMALL GROUP
2-3

TODAY'S SUGGESTED SCHEDULE

TODAY'S BIBLE STORY

You Raise Me Up
Lazarus Raised
John 11:1-45

TODAY'S BOTTOM LINE

Whatever happens, remember
how powerful God is.

MONTHLY MEMORY VERSE

In this world you will have
trouble. But be encouraged!
I have won the battle over
the world.
John 16:33b, NIV

MONTHLY LIFE APP

Hope—Believing that
something good can come
out of something bad

BASIC TRUTH

I can trust God no matter what.

PRELUDE: Setting the tone for the experience

See the **Getting Ready** pages at the end of this document for a detailed description of what you'll need for today.

In the **Prelude** folder of your curriculum, you'll find a variety of other resources to help you prepare.

SMALL GROUP

15
MIN

SOCIAL: Providing time for fun interaction

Early Arriver
Opening Activity

LARGE GROUP

35
MIN

STORY: Communicating God's truth in engaging ways **WORSHIP: Inviting people to respond to God**

Welcome/Opener
Worship ("Super Wonderful" from *Kidmin Worship Vol. 6*
and "Hope Is Alive" from *Make a Move*)
Bible Story
Bottom Line
Prayer
Closer

SMALL GROUP

25
MIN

GROUPS: Creating a safe place to connect

Bible Story Review: Impossible Breakthrough
Application Activity: More Powerful
Memory Verse Activity: Turn on the Hope
Prayer Activity: Pray and Dismiss

HOME: Prompting action beyond the experience

Parent Cue Card (print or email)
Devotionals for Kids
Parent Cue App

PUZZLED

Believe there's
a bigger picture

WEEK
ONE
APRIL 2022

SMALL GROUP

2-3

PRELUDE

SOCIAL

STORY

WORSHIP

GROUPS

HOME

PROVIDING TIME FOR FUN INTERACTION
15 MINUTES

MADE TO CREATE

an activity that explores ideas through the process of drawing, building, designing, and problem-solving



Before kids arrive, take a few moments to pray for them. Pray that the abstract concept of God's power would start to make sense in kids' hearts. Pray that kids understand that they can take comfort in God's ultimate power and in the knowledge that no matter what happens, God is always there for them. Pray that God would continue to put people in your kids' lives who can guide them with the

presence of the Spirit.

TODAY'S BIBLE STORY

You Raise Me Up

Lazarus Raised
John 11:1-45

1. EARLY ARRIVER

WHAT YOU NEED: "H Puzzle Pieces" Activity Pages, scissors, markers, offering container

TODAY'S BOTTOM LINE

**Whatever happens, remember
how powerful God is.**

WHAT YOU DO:

- Welcome kids by name as they arrive.
- Invite kids who brought an offering to put it in the offering container.
- Set out the markers and scissors.
- Tell kids they get to decorate and build a mural all month long!
- Give the kids the "H Puzzle Pieces" Activity Pages.
- Invite the kids to color and cut out the mural puzzle together.
- As kids work, ask, "If you could have any super power, what would it be and why?"
- Set the "H Puzzle Pieces" aside for prayer time.

MONTHLY MEMORY VERSE

**In this world you will have
trouble. But be encouraged!
I have won the battle over
the world.**

John 16:33b, NIV

MONTHLY LIFE APP

**Hope—Believing that
something good can come
out of something bad**

BASIC TRUTH

I can trust God no matter what.

PROVIDING TIME FOR FUN INTERACTION
15 MINUTES

MADE TO CONNECT

an activity that invites kids to share and collaborate with others while growing their understanding



2. OPENING ACTIVITY

WHAT YOU NEED: Slips of paper, plastic cup, pencils

WHAT YOU DO:

- Invite the kids to sit in a circle.
- Give each kid one slip of paper and a pencil.
- Instruct the kids to write one fun fact about themselves

on their paper.

- If they struggle to think of ideas, prompt them with examples: I love playing soccer; I'm a fantastic singer; I'm the fastest kid in my class.
- Direct the kids to place their completed papers in the plastic cup.
- Pass the plastic cup around the circle.
- Instruct each kid to pull out a piece of paper, read the fun fact, and guess who it is about!
- Allow each kid three guesses before inviting the correct kid to share who they are.
- If you have any kids who are there for the first time or don't know the group very well, give them a hint about who to guess. Make sure they know they can point to someone else if they don't know names.

TODAY'S BIBLE STORY

You Raise Me Up
Lazarus Raised
John 11:1-45

TODAY'S BOTTOM LINE

Whatever happens, remember how powerful God is.

MONTHLY MEMORY VERSE

In this world you will have trouble. But be encouraged! I have won the battle over the world.
John 16:33b, NIV

MONTHLY LIFE APP

Hope—Believing that something good can come out of something bad

BASIC TRUTH

I can trust God no matter what.

WHAT YOU SAY:

"I loved getting to learn so many new things about each of you! Some of those facts really had me puzzled. What was the most surprising fun fact you learned today? *(Invite responses.)* **[Transition] Today in Large Group, we'll learn about something that may seem puzzling at first. Let's go hear more, and maybe we'll see the bigger picture."**

Lead your group to the Large Group area.

MADE TO MOVE

an activity that increases the oxygen in the brain and taps into the energy in the body



* 1. IMPOSSIBLE BREAKTHROUGH

[TALK ABOUT GOD | BIBLE STORY REVIEW]

WHAT YOU NEED: No supplies needed

WHAT YOU DO:

- Divide the kids into two teams.
- Instruct the teams to line up side by side about ten feet apart and facing each other.
- Direct the teams to link arms to form a strong barrier.
- Instruct the teams to take turns answering a review question together.
- If the team answers the question correctly, direct them to send a kid to the other team.
- Instruct the kid sent to the other team to unlink the team's arms (gently, not forcefully)—to break through the other team's line—and form a new link.
- If the team answers incorrectly, all kids remain with their team's line.
- The team who has the most members "break through" the opposing team, wins!

TODAY'S BIBLE STORY

You Raise Me Up

Lazarus Raised
John 11:1-45

TODAY'S BOTTOM LINE

Whatever happens, remember how powerful God is.

MONTHLY MEMORY VERSE

In this world you will have trouble. But be encouraged! I have won the battle over the world.

John 16:33b, NIV

MONTHLY LIFE APP

Hope—Believing that something good can come out of something bad

BASIC TRUTH

I can trust God no matter what.

Review questions:

1. Where was Jesus when He found out Lazarus was sick? (*He had crossed the Jordan river and was a couple of days' journey away because the religious leaders were threatening to kill Him.*)
2. What were the names of Lazarus' sisters? (*Mary and Martha*)
3. How did Jesus respond when He got the news that Lazarus was sick? (*He said that Lazarus wasn't going to die and that his sickness would bring God glory.*)
4. What happened a few days later, after Jesus said Lazarus wasn't going to die? (*Lazarus died.*)
5. What did Jesus do? (*He returned to His friend.*)
6. How did Jesus respond when He saw how sad Mary and her friends were? (*He was sad, too.*)
7. How many days had Lazarus been dead when they went to see his body? (*four days*)
8. What did Jesus do before He called Lazarus out of the tomb? (*He prayed and thanked God.*)
9. What did Lazarus look like when he came out of the tomb? (*He still had the burial clothes on him—strips of cloth on his face and body.*)
10. What happened when many people saw Jesus bring Lazarus back from death? (*They believed in Jesus!*)

WHAT YOU SAY:

"Lazarus' death was an impossible situation. But nothing—absolutely nothing—is impossible for God. Hearing stories like this can help us remember how powerful God is. It gives us hope for breaking through puzzling situations we face, too. [Make it Personal] (Share an age-appropriate story about a time you faced what felt like an impossible situation. Were you able to



WEEK
ONE
APRIL 2022

SMALL GROUP
2-3

PRELUDE SOCIAL STORY WORSHIP GROUPS HOME

CREATING A SAFE PLACE TO CONNECT
25 MINUTES

(* 1. IMPOSSIBLE BREAKTHROUGH, CONTINUED)

see and feel God's presence in your situation? How?) God's power isn't just for Lazarus and his family. God's power doesn't just help people in the Bible. God's power is for you and me in our lives, too. **Whatever happens, remember how powerful God is."**

MADE TO EXPLORE

an activity that extends learning through hands-on experimentation and discovery



2. MORE POWERFUL

[LIVE FOR GOD | APPLICATION ACTIVITY]

WHAT YOU NEED: Two-liter bottle with iron oxide powder inside, neodymium magnets, sand, 1 cup measuring cup, funnel

WHAT YOU DO:

- Create a magnetic field sensory bottle!
- Lay the two-liter bottle on its side.
- Place the magnets on the outside walls of the bottle and move them to shift the iron inside and create unique formations.
- Pass around the sensory bottle.
- Prompt the kids to stack more magnets together to create a stronger pull to form larger formations.
- After the kids have had a few turns to move the iron oxide, pour four cups of sand through the funnel into the bottle, secure the lid tightly, and shake the contents.
- Place the magnets on the outside walls of the bottle again to demonstrate how the iron separates from the sand.
- Share the sensory bottle with the kids and let them each have a turn moving the iron oxide.

TODAY'S BIBLE STORY

You Raise Me Up

Lazarus Raised
John 11:1-45

TODAY'S BOTTOM LINE

Whatever happens, remember how powerful God is.

MONTHLY MEMORY VERSE

In this world you will have trouble. But be encouraged! I have won the battle over the world.

John 16:33b, NIV

MONTHLY LIFE APP

Hope—Believing that something good can come out of something bad

BASIC TRUTH

I can trust God no matter what.

WHAT YOU SAY:

"There are times in our lives when we face big challenges or disappointments that leave us puzzled. Maybe you didn't score a soccer goal even though you practiced really hard or your friend is still mad at you even though you apologized. Have you ever faced something challenging like this? *(Pause for responses.)* If you don't mind sharing, what are some of those challenging situations? *(Pause for responses.)*

"Just like the magnets were more powerful than the sand and the iron in our experiment, we can remember that God is more powerful than whatever happens to us. That doesn't mean everything will be perfect, but it does mean that we can have hope when we face challenges. How can we choose to have hope in the situations we talked about? *(If the kids struggle, prompt them with suggestions—have hope that I will do better in the next soccer game, have hope that God will help me and the other person be friends again, etc.)* God is bigger and more powerful than it all! So, **whatever happens, remember how powerful God is.**"

PUZZLED

Believe there's
a bigger picture

WEEK

ONE

APRIL 2022

SMALL GROUP

2-3

PRELUDE

SOCIAL

STORY

WORSHIP

GROUPS

HOME

CREATING A SAFE PLACE TO CONNECT
25 MINUTES

MADE TO EXPLORE

an activity that extends learning
through hands-on experimentation
and discovery



3. TURN ON THE HOPE

[HEAR FROM GOD | MEMORY VERSE ACTIVITY]

WHAT YOU NEED: Various games or objects that require
batteries, batteries (hidden in small group space), Bibles

WHAT YOU DO:

- Invite the kids to find a partner.
- Make sure each pair of kids has a Bible.
- Lead the group to look up the memory verse, John 16:33, following the Bible navigation tips below.
- Read the verse out loud together as a group several times.

Finding verses with 2nd and 3rd graders: Guide them to open their Bibles to the front and find the table of contents. Hold up a Bible opened to the table of contents to show the kids what the page looks like. When the kids find the table of contents, lead them to find John in the list under "New Testament." When the kids find John, lead them to look at the page number beside the word. Explain that the number tells them on what page they can find John. Help the kids find the page. When they find John, explain that the big numbers on the page are the chapter numbers. Help them find chapter 16. Explain that the small numbers are verse numbers. Help them find verse 33 in chapter 16.

- Give each pair of kids an object that requires batteries but does not have the batteries in it.
- Invite the kids to work with their partner to figure out what kind of batteries their object needs, search around the room to retrieve them, put the batteries in correctly, and turn the object on.
- The first team to have their object turned on and working, wins!

WHAT YOU SAY:

"Our verse reminds us that even when we think something isn't quite working like it should, God's power has already won. We always have God's power to help us turn on our hope, no matter how puzzling or impossible a situation may seem. As you head into your week, turn on your hope by reminding yourself that **whatever happens, remember how powerful God is.**"

TODAY'S BIBLE STORY

You Raise Me Up

Lazarus Raised
John 11:1-45

TODAY'S BOTTOM LINE

**Whatever happens, remember
how powerful God is.**

MONTHLY MEMORY VERSE

**In this world you will have
trouble. But be encouraged!
I have won the battle over
the world.**

John 16:33b, NIV

MONTHLY LIFE APP

**Hope—Believing that
something good can come
out of something bad**

BASIC TRUTH

I can trust God no matter what.

PUZZLED

Believe there's
a bigger picture

WEEK
ONE
APRIL 2022

SMALL GROUP

2-3

PRELUDE

SOCIAL

STORY

WORSHIP

GROUPS

HOME

CREATING A SAFE PLACE TO CONNECT
25 MINUTES

MADE TO REFLECT

an activity that creates space
for personal processing
and application



4. PRAY AND DISMISS [PRAY TO GOD | PRAYER ACTIVITY]

WHAT YOU NEED: "H Puzzle Pieces" from "Early Arriver"
and clear tape

WHAT YOU DO:

- Set out the tape.
- Invite the kids to tape the "H Puzzle Pieces" together then set aside for next week.
- Close your group time in prayer.

WHAT YOU SAY:

"Dear Jesus, thank You for this time when we can come together and learn more about You and what Your power looks like in our lives. Thank You that though there are times we face big, even impossible things in our lives, You give us a reason to have hope! As we head into our week, please help us hang onto the truth we learned today. **Whatever happens, remember how powerful God is.**"

As adults arrive to pick up, show off the magnetic field sensory bottle! Prompt kids to share what happens when the magnets are moved. Ask: Whose power did we learn about today? Invite the kids to share the Bottom Line as they leave. **Whatever happens, remember how powerful God is.**

TODAY'S BIBLE STORY

You Raise Me Up
Lazarus Raised
John 11:1-45

TODAY'S BOTTOM LINE

**Whatever happens, remember
how powerful God is.**

MONTHLY MEMORY VERSE

**In this world you will have
trouble. But be encouraged!
I have won the battle over
the world.**
John 16:33b, NIV

MONTHLY LIFE APP

**Hope—Believing that
something good can come
out of something bad**

BASIC TRUTH

I can trust God no matter what.

GETTING READY

HERE'S EVERYTHING YOU NEED TO KNOW TO GET READY FOR THIS WEEK

SOCIAL: PROVIDING TIME FOR FUN INTERACTION (15 MINUTES)

Welcome kids and spend time engaging in conversation and catching up. Get ready to experience today's story.
(Choose one or both of these activities.)

1. EARLY ARRIVER

Made to Create: an activity that explores ideas through the process of drawing, building, designing, and problem-solving

WHAT YOU NEED:

- Print the "H Puzzle Pieces" Activity Pages on cardstock; one set for each small group
- Markers
- Kid scissors
- Offering container

2. OPENING ACTIVITY

Made to Connect: an activity that invites kids to share and collaborate with others while growing their understanding

WHAT YOU NEED:

- Slips of scrap paper
- Pencils
- Plastic cup

GROUPS: CREATING A SAFE PLACE TO CONNECT (25 MINUTES)

Create a safe place to connect and learn how the Bible story applies to real life experiences, through interactive activities and discussion questions.

(Choose as many of these activities as you like.)

* If you don't have time to do all these activities, be sure to do activity #1.

* 1. IMPOSSIBLE BREAKTHROUGH

[TALK ABOUT GOD | BIBLE STORY REVIEW]

Made to Move: an activity that increases the oxygen in the brain and taps into the energy in the body

WHAT YOU NEED:

- No supplies needed

2. MORE POWERFUL

[LIVE FOR GOD | APPLICATION ACTIVITY]

Made to Explore: an activity that extends learning through hands-on experimentation and discovery

WHAT YOU NEED:

- Clear, empty two-liter bottle with the label peeled off
- 1 2oz. bottle of Iron oxide powder
- One cup measuring cup
- Ten neodymium magnets
- Funnel
- Four cups of sand
- Facemask
 - Wearing a facemask, use the funnel to pour the iron oxide powder into the bottle then secure the lid.

3. TURN ON THE HOPE

[HEAR FROM GOD | MEMORY VERSE ACTIVITY]

Made to Explore: an activity that extends learning through hands-on experimentation and discovery

WHAT YOU NEED:

- Various games and objects that require batteries (baby toys, clocks, talking stuffed animals etc.); one for every two kids
 - Make sure these objects do not require any tools to remove or install the batteries so the kids can put the batteries in easily.
 - Before group time, remove the batteries from each object and hide the batteries around your small group space.
- Bibles

4. PRAY AND DISMISS

[PRAY TO GOD | PRAYER ACTIVITY]

Made to Reflect: an activity that creates space for personal processing and application

WHAT YOU NEED:

- "H Puzzle Pieces" from "Early Arriver"



WEEK
ONE
APRIL 2022

SMALL GROUP
2-3

PRELUDE SOCIAL STORY WORSHIP GROUPS HOME

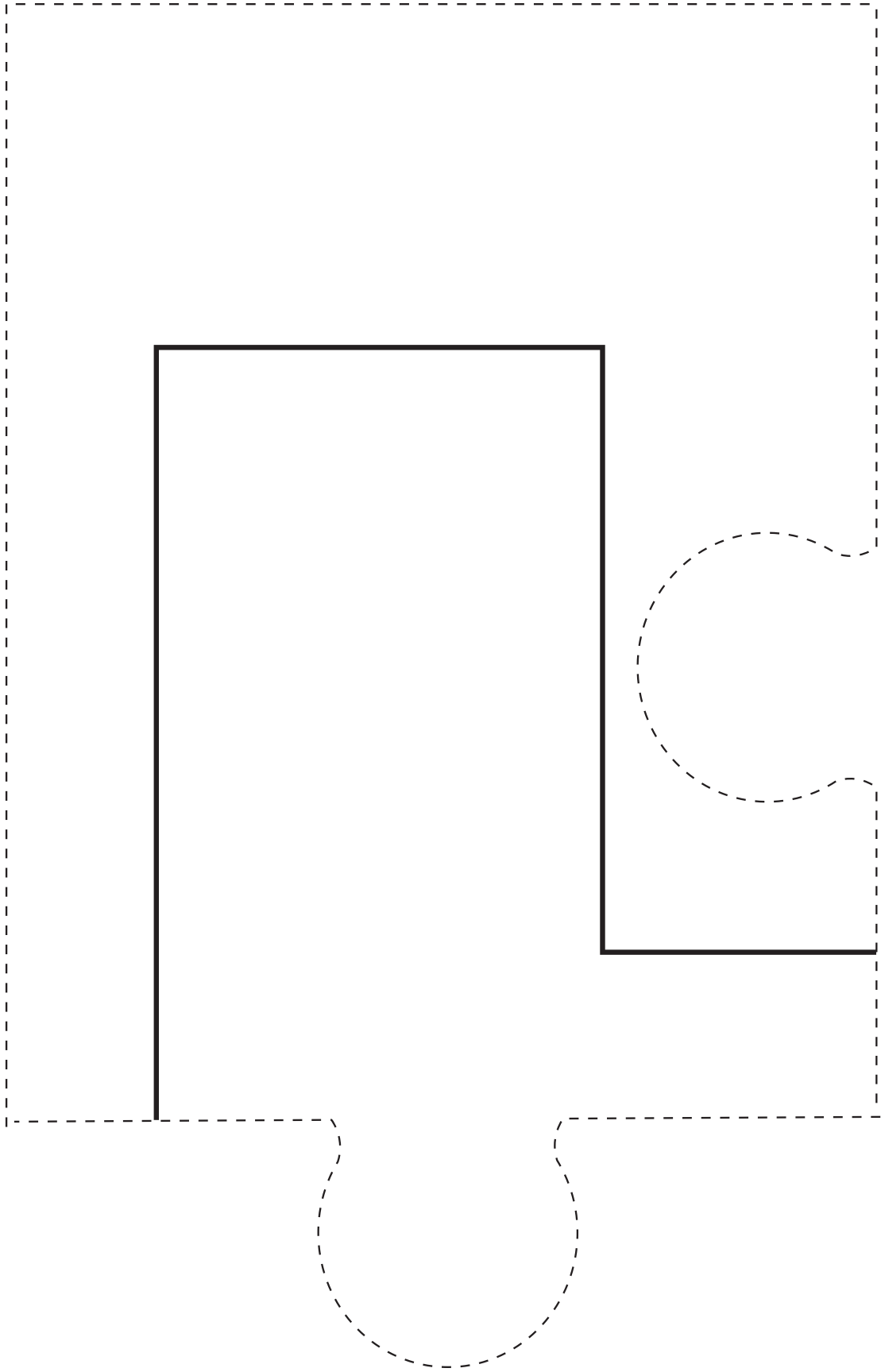
GETTING READY

HERE'S EVERYTHING YOU NEED TO KNOW TO GET READY FOR THIS WEEK

- Clear tape
- Note: Save the "H Puzzle Pieces" to add to the rest of the mural the kids will create this month.

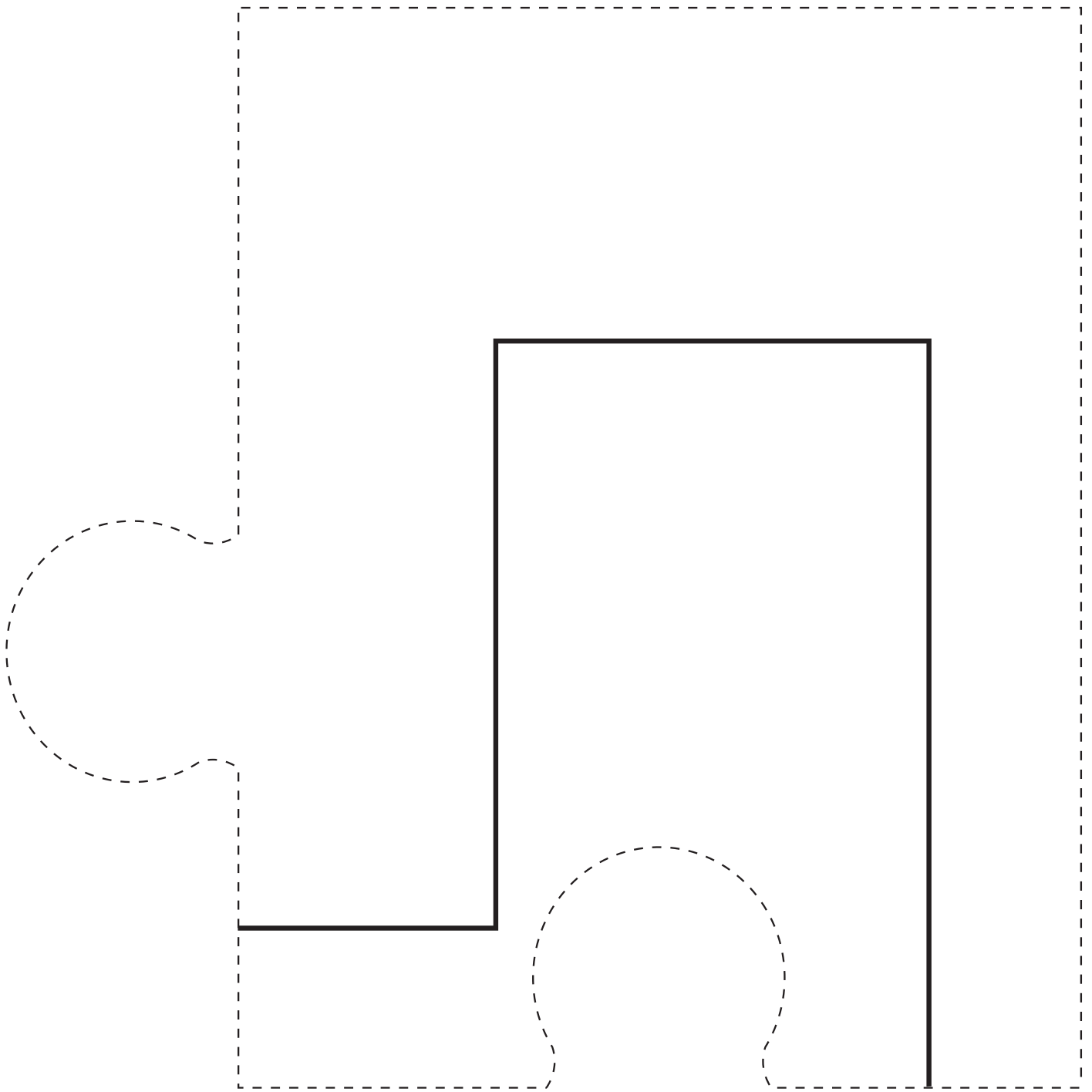
HOME: PROMPTING ACTION BEYOND THE EXPERIENCE

- Print on cardstock or email this week's devotionals and Parent Cue cards.
- Tell parents about our additional family resource: **Parent Cue app.**

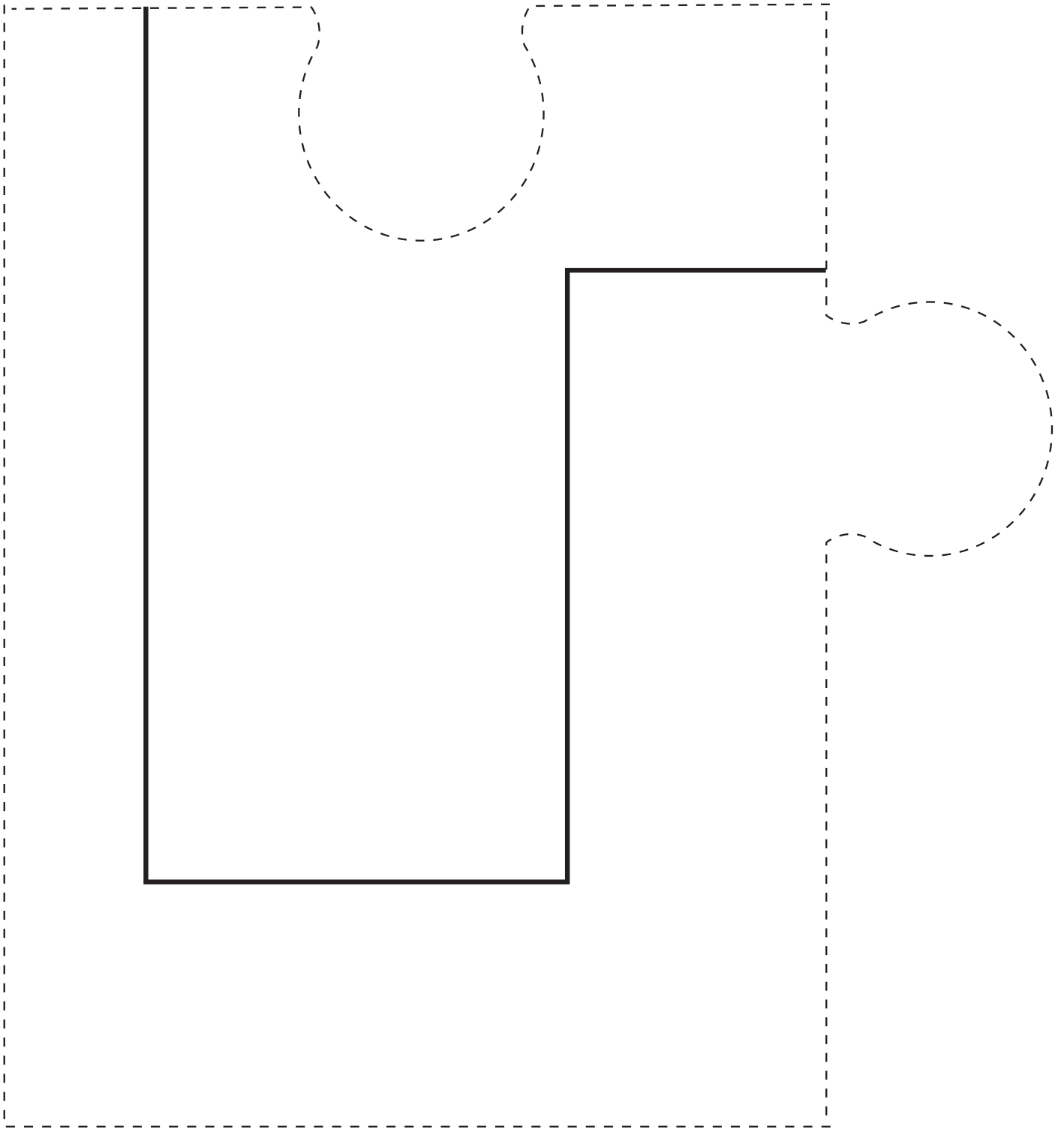


What to Do:

Print on cardstock. Provide one set for each small group.

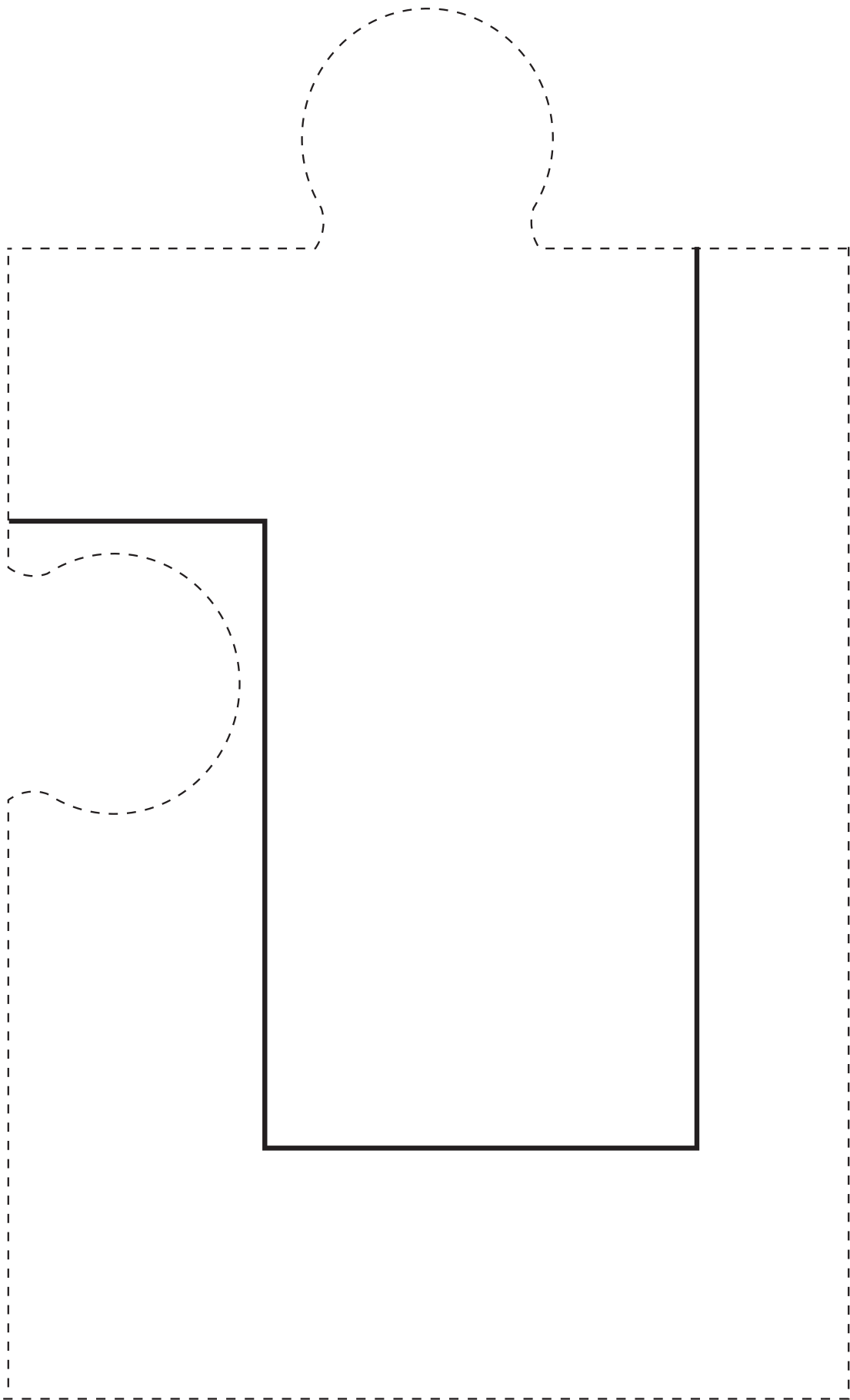


What to Do:
Print on cardstock. Provide one set for each small group.



What to Do:

Print on cardstock. Provide one set for each small group.



What to Do:

Print on cardstock. Provide one set for each small group.

TODAY'S SUGGESTED SCHEDULE

TODAY'S BIBLE STORY

That's What Fronds Are For
Palm Sunday
John 12:9-16

TODAY'S BOTTOM LINE

Whatever happens, remember
God is still working.

MONTHLY MEMORY VERSE

In this world you will have
trouble. But be encouraged!
I have won the battle over
the world.
John 16:33b, NIV

MONTHLY LIFE APP

Hope—Believing that
something good can come
out of something bad

BASIC TRUTH

I can trust God no matter what.

PRELUDE: Setting the tone for the experience

See the **Getting Ready** pages at the end of this document for a detailed description of what you'll need for today. In the **Prelude** folder of your curriculum, you'll find a variety of other resources to help you prepare.

SMALL GROUP

15
MIN

SOCIAL: Providing time for fun interaction
Early Arriver
Opening Activity

LARGE GROUP

35
MIN

STORY: Communicating God's truth in engaging ways
WORSHIP: Inviting people to respond to God
Welcome/Opener
Worship ("I Run to You" from *Make a Move* and "Hope Is Alive" from *Make a Move*)
Bible Story
Bottom Line
Prayer
Closer

SMALL GROUP

25
MIN

GROUPS: Creating a safe place to connect
Bible Story Review: Donkey Races
Application Activity: He's Still Working
Memory Verse Activity: Remember the Truth
Prayer Activity: Pray and Dismiss

HOME: Prompting action beyond the experience

Parent Cue Card (print or email)
Devotionals for Kids
Parent Cue App

PUZZLED

Believe there's
a bigger picture

WEEK
TWO

APRIL 2022

SMALL GROUP

2-3

PRELUDE

SOCIAL

STORY

WORSHIP

GROUPS

HOME

PROVIDING TIME FOR FUN INTERACTION
15 MINUTES

MADE TO CREATE

an activity that explores ideas through the process of drawing, building, designing, and problem-solving



Before kids arrive, take a few moments to pray for them. Ask God to help you and your few be reminded that whatever happens, God never stops working. Pray that kids who struggle would be comforted knowing that even though they can't see the end of the story, God is always working on their behalf and knows the big picture. Thank God for being a God we love and can trust to work things

out for our good.

TODAY'S BIBLE STORY

That's What Fronds Are For
Palm Sunday
John 12:9-16

1. EARLY ARRIVER

WHAT YOU NEED: "O Puzzle Pieces" Activity Pages, scissors, markers, offering container

TODAY'S BOTTOM LINE

**Whatever happens, remember
God is still working.**

WHAT YOU DO:

- Welcome kids by name as they arrive.
- Invite kids who brought an offering to put it in the offering container.
- Set out the markers and scissors.
- For any kids who weren't here the previous week, let them know that the group is working on a mural for the month.
- Give the kids the "O Puzzle Pieces" Activity Pages.
- Invite the kids to join in together to color and cut out the puzzle pieces.
- As kids work, ask, "If you could do any kind of work or job, what would it be and why?"
- Set the "O Puzzle Pieces" aside for prayer time.

MONTHLY MEMORY VERSE

**In this world you will have
trouble. But be encouraged!
I have won the battle over
the world.**
John 16:33b, NIV

MONTHLY LIFE APP

**Hope—Believing that
something good can come
out of something bad**

BASIC TRUTH

I can trust God no matter what.

PROVIDING TIME FOR FUN INTERACTION
15 MINUTES

MADE TO MOVE

an activity that increases the oxygen
in the brain and taps into the energy
in the body



2. OPENING ACTIVITY

WHAT YOU NEED: No supplies needed

WHAT YOU DO:

- Play a game of “Red Light, Green Light, Yellow Light.”
- Instruct the kids to stand on one side of the space shoulder to shoulder, facing the opposite side of your space.
- Choose one kid to be the leader.
- Direct the leader to stand on the opposite side of the room from the line of kids.
- Instruct the leader to call out any of the following commands for the rest of the kids to follow.
 - Green light: kids walk quickly.
 - Yellow light: kids walk slowly.
 - Red light: kids stop.
- Instruct the rest of the kids to follow the commands of the leader.
- Tell the leader to continuously call out one of the three commands randomly and quickly, switching between commands.
- Remind the kids to walk and not run.
- The first kid to get to the opposite side of the room, wins!
- If your kids are on the younger side of this age range, it might work best for you to be the leader the first couple of rounds; then let kids volunteer to be the leader for subsequent rounds.
- Play several rounds and rotate leaders as you play each round.

WHAT YOU SAY:

“Wasn’t it hard when you wanted to keep moving, but you couldn’t because it was a red light? When you have a goal like reaching the other side of the room, you want to keep working—not pause—when you could be making more progress! **[Transition] Today in Large Group, we’ll learn who never stops working and what that means for our lives!**”

Lead your group to the Large Group area.

TODAY’S BIBLE STORY

That’s What Fronds Are For
Palm Sunday
John 12:9-16

TODAY’S BOTTOM LINE

**Whatever happens, remember
God is still working.**

MONTHLY MEMORY VERSE

**In this world you will have
trouble. But be encouraged!
I have won the battle over
the world.**
John 16:33b, NIV

MONTHLY LIFE APP

**Hope—Believing that
something good can come
out of something bad**

BASIC TRUTH

I can trust God no matter what.

MADE TO MOVE

an activity that increases the oxygen in the brain and taps into the energy in the body



1. DONKEY RACES

[TALK ABOUT GOD | BIBLE STORY REVIEW]

WHAT YOU NEED: "Story Review Pictures" Activity Pages, pool noodles

WHAT YOU DO:

- Divide the kids into two teams.
- Line up the teams on one side of the room.
- Place a set of the "Story Review Pictures" on the opposite side of the room for each team.
- Give each team a pool noodle.
- When you say, "Go," direct the teams to send a kid "galloping" on their pool noodle to their stack of pictures, pull out one picture from the stack, and race back to the team.
- Instruct the kids to gallop to the other end, one at a time, until all of the pictures are collected.
- As each kid gallops down, direct those who are not galloping to begin putting the images in the order of the story's events.
- The first team to have the pictures in order, wins!

Picture order:

1. Jesus planning His trip to Jerusalem.
2. Jesus' two friends untying a baby donkey and mama donkey for Jesus.
3. Jesus' friends laying their coats on the donkey next to Jesus.
4. Jesus standing next to the donkey.
5. Jesus riding into Jerusalem as people lay their coats and palm branches down shouting, "Hosanna."
6. Religious leaders not happy.

WHAT YOU SAY:

"You may have looked a little silly racing on those pool noodles, but you were serious about your team getting those pictures in order. Awesome work! If you've ever heard the story of Palm Sunday, you probably picture a group of people shouting 'Hosanna,' laying palm branches down for Jesus' donkey to walk on, happy faces in a parade-like setting, and yes—the donkeys!

"But something else to remember about our story is that it was filled with a group of people who had been waiting and waiting and waiting on their Savior who had been promised and desperately needed. A lot of them felt discouraged, hopeless, and some may have even questioned whether God was still working. As they were shouting, 'Hosanna,' they wanted to know that they could still have hope in what God had told them.

"Have you ever experienced a tough time when you were worried how things would turn out? Would you mind sharing about that time? (*Pause for*

TODAY'S BIBLE STORY

That's What Fronds Are For
Palm Sunday
John 12:9-16

TODAY'S BOTTOM LINE

**Whatever happens, remember
God is still working.**

MONTHLY MEMORY VERSE

**In this world you will have
trouble. But be encouraged!
I have won the battle over
the world.**
John 16:33b, NIV

MONTHLY LIFE APP

**Hope—Believing that
something good can come
out of something bad**

BASIC TRUTH

I can trust God no matter what.



PUZZLED

Believe there's
a bigger picture

WEEK
TWO
APRIL 2022

SMALL GROUP

2-3

PRELUDE

SOCIAL

STORY

WORSHIP

GROUPS

HOME

CREATING A SAFE PLACE TO CONNECT
25 MINUTES

(1. DONKEY RACES, CONTINUED)

responses.) Thankfully, we know there is a bigger picture ahead. We know that the Savior the people had been waiting for was riding in on His donkey. He would save them and bring hope to the world that we still have today.

“When it doesn’t feel like there’s much hope, or when things don’t work out like you want them to, remind yourself of today’s story. Remind yourself that Jesus was not only riding in to bring hope to the people who were there, but He was bringing hope for you, too. **Whatever happens, remember God is still working.**”

MADE TO EXPLORE

an activity that extends learning through hands-on experimentation and discovery



2. HE'S STILL WORKING

[LIVE FOR GOD | APPLICATION ACTIVITY]

WHAT YOU NEED: Toilet paper tubes, vinegar, baking soda, cookie/baking tray, tablespoon measuring spoon, tarp or towel, (optional) food coloring

WHAT YOU DO:

- Ask some of the volcano fun fact questions below while you set up the experiment.
- Place a towel or tarp down to protect the area where you do the experiment.
- Place a cookie/baking tray on top of the tarp.
- Stand your toilet paper tubes on the tray.
- Add two tablespoons of baking soda into each toilet paper roll.
- For added fun, drop food coloring on top of the baking soda.
- One roll at a time, pour the vinegar inside each roll.
- Watch your volcanoes erupt!
- Volcano fun fact questions:
 - Do you know what the hot fluid inside of a volcano is called? (*magma*)
 - Do you know where the largest active volcano on Earth is located? (*Hawaii*)
 - How many active volcanoes do you think there are on Earth? (*1,500*)

TODAY'S BIBLE STORY

That's What Fronds Are For
Palm Sunday
John 12:9-16

TODAY'S BOTTOM LINE

**Whatever happens, remember
God is still working.**

MONTHLY MEMORY VERSE

**In this world you will have
trouble. But be encouraged!
I have won the battle over
the world.**
John 16:33b, NIV

MONTHLY LIFE APP

**Hope—Believing that
something good can come
out of something bad**

BASIC TRUTH

I can trust God no matter what.

WHAT YOU SAY:

"One of my other favorite facts about volcanoes is that there are three different groups of volcanoes based on their activity. If a volcano is ACTIVE, that means it still erupts! If it's EXTINCT, that means it no longer erupts. If it's DORMANT, that means it's not erupting right now but could at any time.

"It could be really easy to call a volcano extinct if you haven't seen it erupt in a while. But the truth is, some volcanoes won't erupt again for thousands of years! Could you imagine if you had to wait for something for a thousand years? Sometimes, we do have to wait for what feels like thousands of years for God to answer our prayers.

"I've had to wait for God to answer some of my prayers, too. **[Make it Personal]** (Share an age-appropriate story about a time you asked God for something and you waited a long time—or are still waiting—but how you remained hopeful.)

"The truth is, our prayer requests can sometimes look like dormant volcanoes. You're asking God to do something, but it doesn't look like anything is happening on the outside. When we want to give up hope and there seems to be no answer in sight, God is working behind the scenes, preparing the right ingredients and guiding us as we go. Things might not go the way we think they should or God might not do exactly what we wanted, but **whatever happens, remember God is still working.**"

PUZZLED

Believe there's
a bigger picture

WEEK
TWO
APRIL 2022

SMALL GROUP

2-3

PRELUDE

SOCIAL

STORY

WORSHIP

GROUPS

HOME

CREATING A SAFE PLACE TO CONNECT
25 MINUTES

MADE TO CREATE

an activity that explores ideas through the process of drawing, building, designing, and problem-solving



3. REMEMBER THE TRUTH

[HEAR FROM GOD | MEMORY VERSE ACTIVITY]

WHAT YOU NEED: Slap bracelets, permanent markers, Bibles

WHAT YOU DO:

- Make sure each kid has a Bible.
- Invite the kids to open up their Bibles to the memory verse, John 16:33. Follow the navigation tips below, if needed.

Finding verses with 2nd and 3rd graders: Guide them to open their Bibles to the front and find the table of contents. Hold up a Bible opened to the table of contents to show the kids what the page looks like. When the kids find the table of contents, lead them to find John in the list under "New Testament." When the kids find John, lead them to look at the page number beside the word. Explain that the number tells them on what page they can find John. Help the kids find the page. When they find John, explain that the big numbers on the page are the chapter numbers. Help them find chapter 16. Explain that the small numbers are verse numbers. Help them find verse 33 in chapter 16.

- Read John 16:33 out loud as a group.
- Give every kid a bracelet and marker.
- Instruct the kids to write the last sentence of the memory verse on their bracelet: *I have won the battle over the world.*
- Invite the kids to decorate their bracelets as time allows.

WHAT YOU SAY:

"I love what you've done to your bracelets! This week, wear them as often as you can to help you remember that God is working, even when you're not sure how things will turn out, when there's a challenge, or a situation seems impossible. God has already won the battle over this world and made a way for us to live forever! Let this bracelet be a reminder that **whatever happens, remember God is still working.**"

TODAY'S BIBLE STORY

That's What Fronds Are For
Palm Sunday
John 12:9-16

TODAY'S BOTTOM LINE

**Whatever happens, remember
God is still working.**

MONTHLY MEMORY VERSE

**In this world you will have
trouble. But be encouraged!
I have won the battle over
the world.**
John 16:33b, NIV

MONTHLY LIFE APP

**Hope—Believing that
something good can come
out of something bad**

BASIC TRUTH

I can trust God no matter what.

PUZZLED

Believe there's
a bigger picture

WEEK
TWO

APRIL 2022

SMALL GROUP

2-3

PRELUDE

SOCIAL

STORY

WORSHIP

GROUPS

HOME

CREATING A SAFE PLACE TO CONNECT
25 MINUTES

MADE TO REFLECT

an activity that creates space
for personal processing
and application



TODAY'S BIBLE STORY

That's What Fronds Are For
Palm Sunday
John 12:9-16

TODAY'S BOTTOM LINE

**Whatever happens, remember
God is still working.**

MONTHLY MEMORY VERSE

**In this world you will have
trouble. But be encouraged!
I have won the battle over
the world.**
John 16:33b, NIV

MONTHLY LIFE APP

**Hope—Believing that
something good can come
out of something bad**

BASIC TRUTH

I can trust God no matter what.

4. PRAY AND DISMISS [PRAY TO GOD | PRAYER ACTIVITY]

WHAT YOU NEED: "O Puzzle Pieces" from "Early Arriver,"
assembled "H Puzzle Pieces" from previous week, clear tape

WHAT YOU DO:

- Set out the tape and the "O Puzzle Pieces."
- Invite the kids to tape this week's puzzle pieces together than add and tape them to the "H" from the previous week.
- Close your group time in prayer.

WHAT YOU SAY:

"God, thank You for the good news that You never stop working. You don't ever pause, break down, or forget about our requests. When we feel anxious about things not happening right away, please help us remember the day Your Son rode into Jerusalem on a donkey to bring the long-awaited hope. We ask that Your Spirit would interrupt our worries this week and encourage us that **whatever happens, remember God is still working.**"

As adults arrive to pick up, encourage kids to show off their Memory Verse bracelets and ask them, "Who has won the battle over the world?"

GETTING READY

HERE'S EVERYTHING YOU NEED TO KNOW TO GET READY FOR THIS WEEK

SOCIAL: PROVIDING TIME FOR FUN INTERACTION (15 MINUTES)

Welcome kids and spend time engaging in conversation and catching up. Get ready to experience today's story.

(Choose one or both of these activities.)

1. EARLY ARRIVER

Made to Create: an activity that explores ideas through the process of drawing, building, designing, and problem-solving

WHAT YOU NEED:

- Print the "O Puzzle Pieces" Activity Pages on cardstock; one set for each small group
- Kid scissors
- Markers
- Offering container

2. OPENING ACTIVITY

Made to Move: an activity that increases the oxygen in the brain and taps into the energy in the body

WHAT YOU NEED:

- No supplies needed

GROUPS: CREATING A SAFE PLACE TO CONNECT (25 MINUTES)

Create a safe place to connect and learn how the Bible story applies to real life experiences, through interactive activities and discussion questions.

(Choose as many of these activities as you like.)

* If you don't have time to do all these activities, be sure to do activity #2.

1. DONKEY RACES

[TALK ABOUT GOD | BIBLE STORY REVIEW]

Made to Move: an activity that increases the oxygen in the brain and taps into the energy in the body

WHAT YOU NEED:

- Print the "Story Review Pictures" Activity Pages and cut apart; two sets for each small group
- Two pool noodles

* 2. HE'S STILL WORKING

[LIVE FOR GOD | APPLICATION ACTIVITY]

Made to Explore: an activity that extends learning through hands-on experimentation and discovery

WHAT YOU NEED:

- Four toilet paper tubes
- Baking soda—16 tablespoons
- Tablespoon
- Large cookie sheet
- Tarp or towel (to prevent mess under cookie sheet)
- 16 oz. bottle of Vinegar
- (Optional) food coloring

3. REMEMBER THE TRUTH

[HEAR FROM GOD | MEMORY VERSE ACTIVITY]

Made to Create: an activity that explores ideas through the process of drawing, building, designing, and problem-solving

WHAT YOU NEED:

- Plain white slap bracelets (<https://amzn.to/3skMaNA>); one for each kid
- Permanent markers in various colors; at least one for each kid
- Bibles

4. PRAY AND DISMISS

[PRAY TO GOD | PRAYER ACTIVITY]

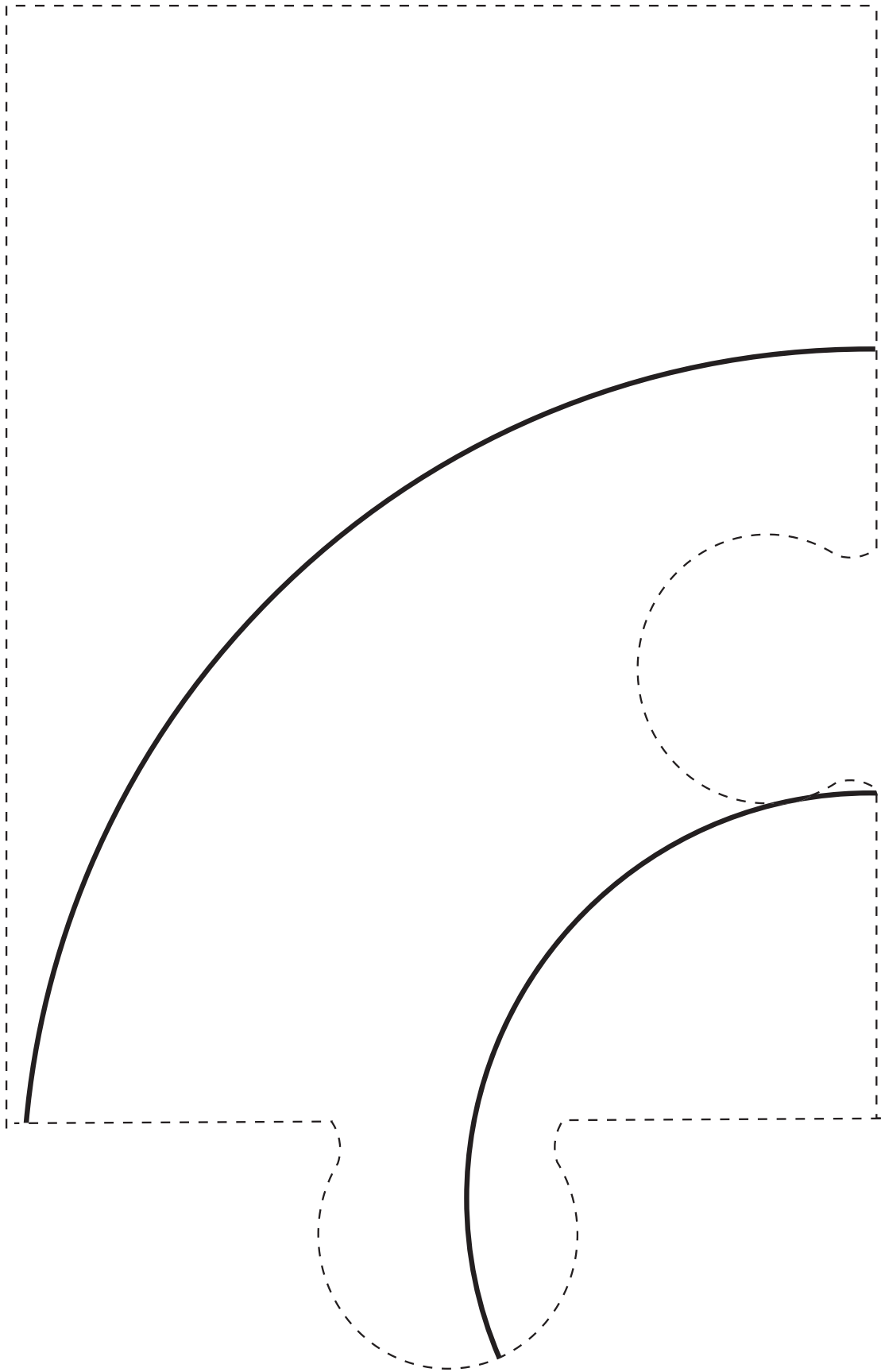
Made to Reflect: an activity that creates space for personal processing and application

WHAT YOU NEED:

- "O Puzzle Pieces" from "Early Arriver"
- Assembled "H Puzzle Pieces" from previous week
- Clear tape
- Note: Save the assembled "O and H Puzzle Pieces" to add to the rest of the mural the kids will create this month.

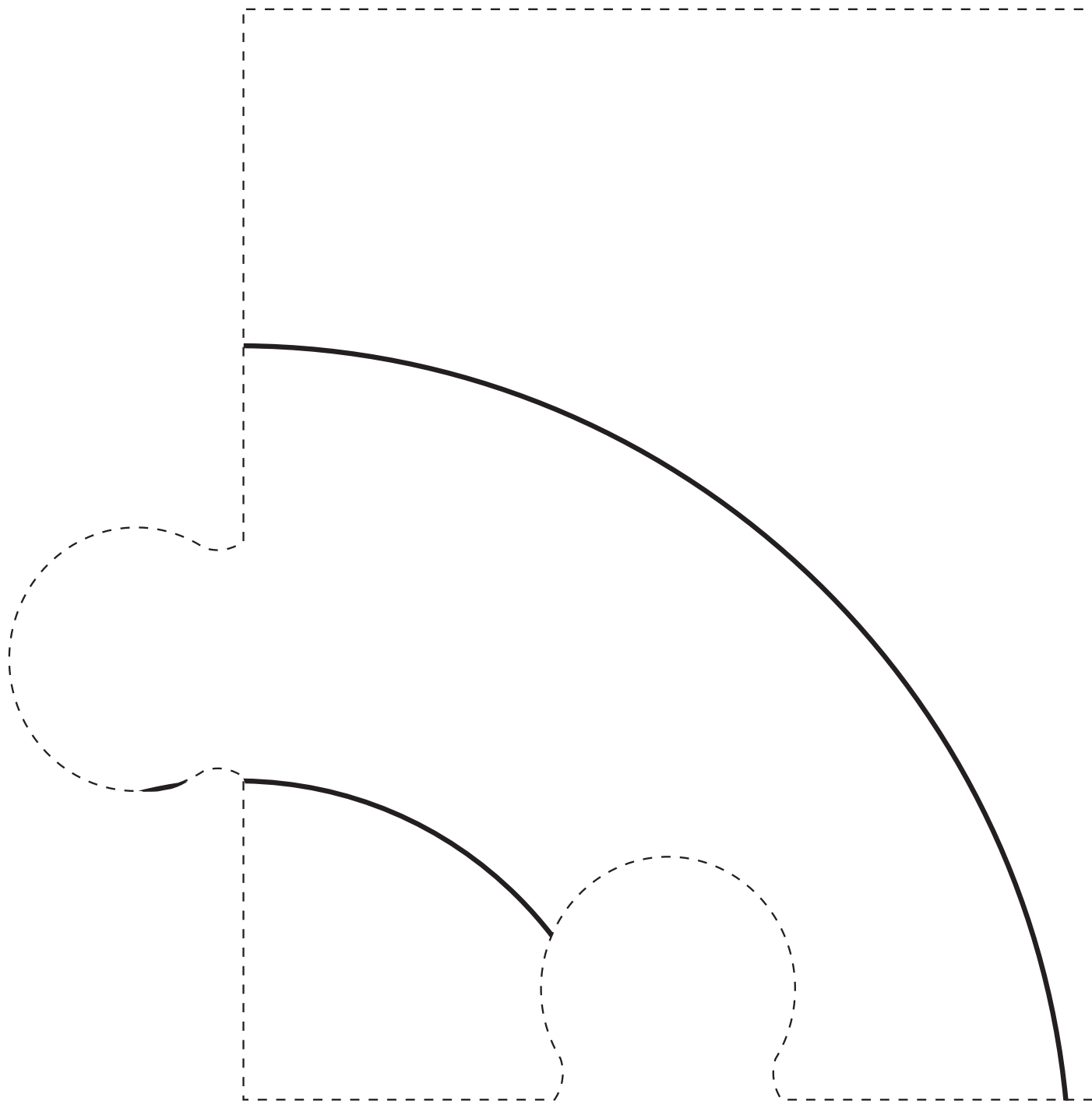
HOME: PROMPTING ACTION BEYOND THE EXPERIENCE

- Print on cardstock or email this week's devotionals and Parent Cue cards.
- Tell parents about our additional family resource: **Parent Cue app.**



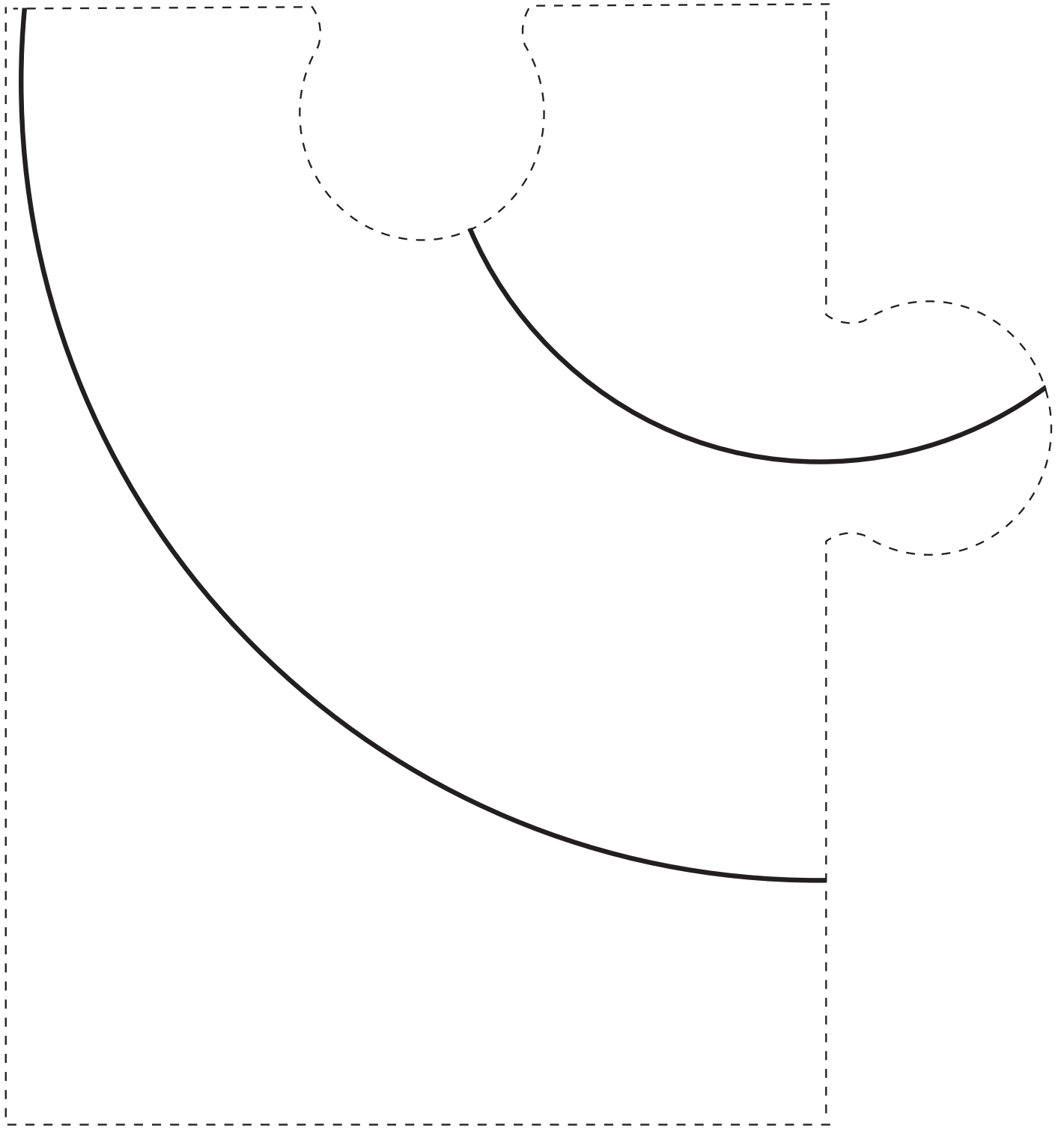
What to Do:

Print on cardstock. Provide one set for each small group.

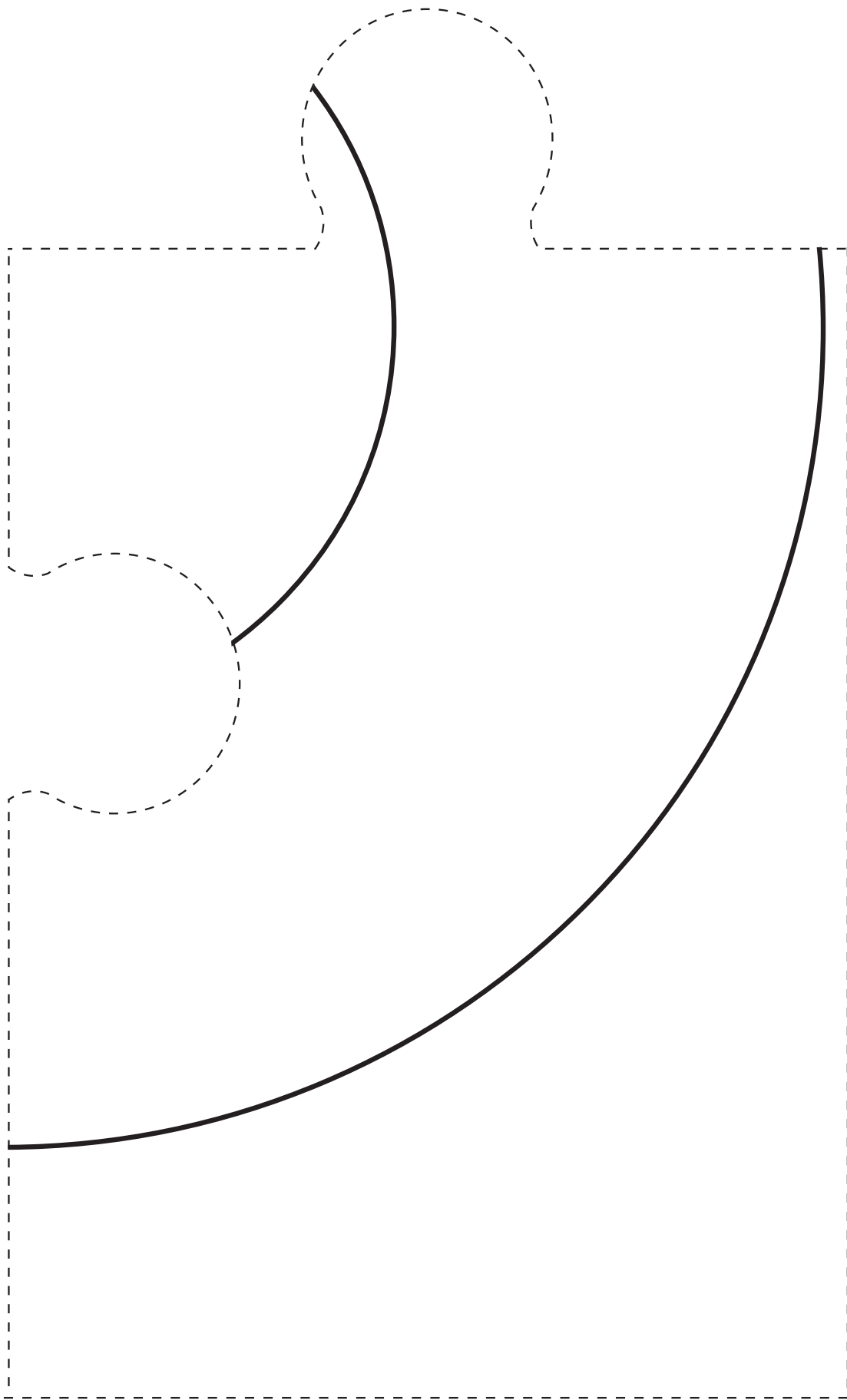


What to Do:

Print on cardstock. Provide one set for each small group.



What to Do:
Print on cardstock. Provide one set for each small group.

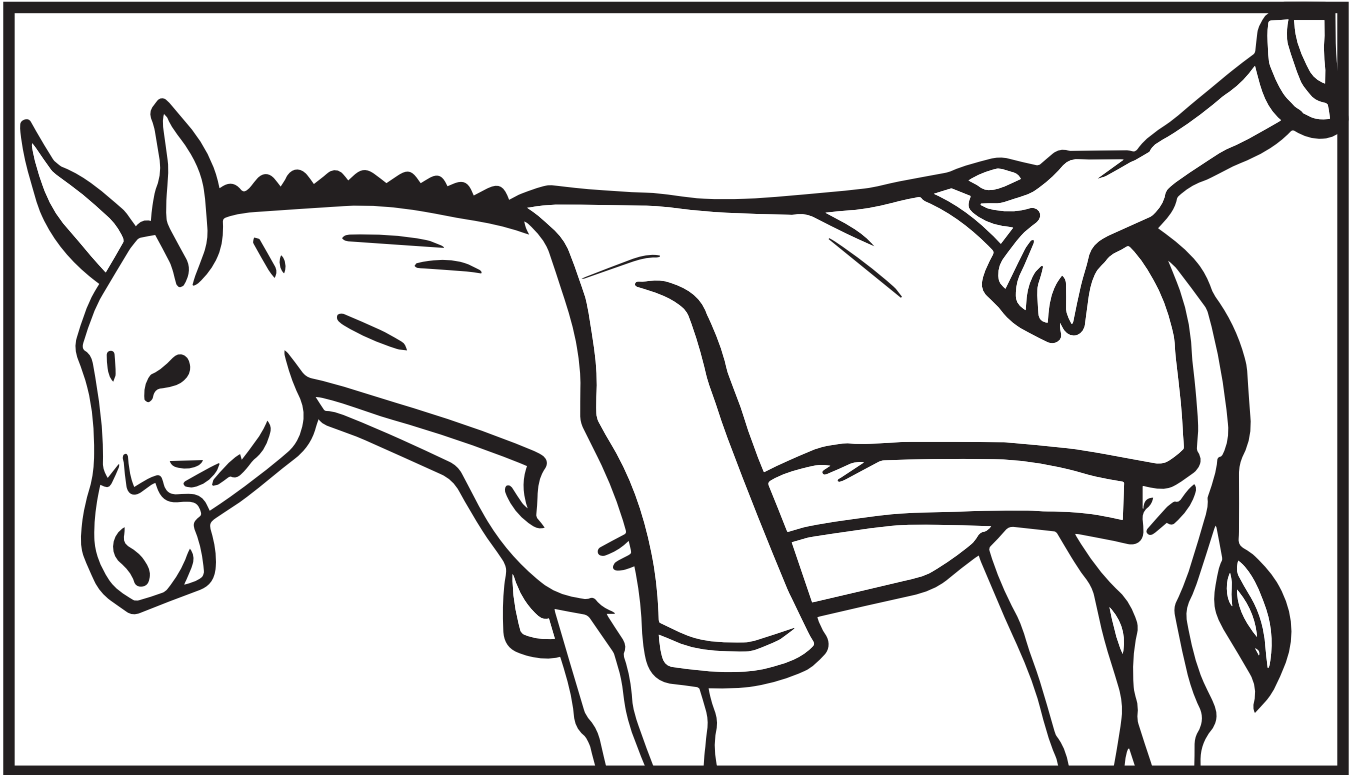


What to Do:

Print on cardstock. Provide one set for each small group.



What to Do:
Print and cut apart. Provide two sets for each small group.



What to Do:
Print and cut apart. Provide two sets for each small group.



What to Do:
Print and cut apart. Provide two sets for each small group.

PUZZLED

Believe there's
a bigger picture

WEEK
THREE
APRIL 2022

SMALL GROUP

2-3

TODAY'S SUGGESTED SCHEDULE

TODAY'S BIBLE STORY

Back to Life

Crucifixion and Resurrection
John 18:1–20:18

TODAY'S BOTTOM LINE

Whatever happens, remember
Jesus is alive.

MONTHLY MEMORY VERSE

In this world you will have
trouble. But be encouraged!
I have won the battle over
the world.
John 16:33b, NIV

MONTHLY LIFE APP

Hope—Believing that
something good can come
out of something bad

BASIC TRUTH

I can trust God no matter what.

PRELUDE: Setting the tone for the experience

See the **Getting Ready** pages at the end of this document for a detailed description of what you'll need for today.

In the **Prelude** folder of your curriculum, you'll find a variety of other resources to help you prepare.

SMALL GROUP

15
MIN

SOCIAL: Providing time for fun interaction

Early Arriver
Opening Activity

LARGE GROUP

35
MIN

STORY: Communicating God's truth in engaging ways WORSHIP: Inviting people to respond to God

Welcome/Opener
Worship ("Happy Day Remix" from *Happy Day Remix*
single and "Hope Is Alive" from *Make a Move*)
Bible Story
Bottom Line
Prayer
Closer

SMALL GROUP

25
MIN

GROUPS: Creating a safe place to connect

Bible Story Review: Story Hunt
Application Activity: Scrambling for Hope
Memory Verse Activity: Who to Tell
Prayer Activity: Pray and Dismiss

HOME: Prompting action beyond the experience

Parent Cue Card (print or email)
Devotionals for Kids
Parent Cue App

PUZZLED

Believe there's
a bigger picture

WEEK

THREE

APRIL 2022

SMALL GROUP

2-3

PRELUDE

SOCIAL

STORY

WORSHIP

GROUPS

HOME

PROVIDING TIME FOR FUN INTERACTION
15 MINUTES

MADE TO CREATE

an activity that explores ideas through the process of drawing, building, designing, and problem-solving



Before kids arrive, take a few moments to pray for them. Ask God to help you show the kids the real meaning and importance of Easter. Ask God to show you if anyone is ready to make a commitment to follow Jesus and pray for God's guidance as you talk with them. Give thanks to God for Jesus and the opportunity to serve Him today in Small Group. Ask God to help you love your few and their

families like God loves us.

TODAY'S BIBLE STORY

Back to Life

Crucifixion and Resurrection
John 18:1–20:18

1. EARLY ARRIVER

WHAT YOU NEED: "P Puzzle Pieces" Activity Pages, scissors, markers, offering container

TODAY'S BOTTOM LINE

**Whatever happens, remember
Jesus is alive.**

WHAT YOU DO:

- Welcome kids by name as they arrive.
- Invite kids who brought an offering to put it in the offering container.
- Set out the markers and scissors.
- For any kids who weren't here the previous weeks, let them know that the group is working on a mural all month long.
- Give the kids the "P Puzzle Pieces" Activity Pages.
- Invite the kids to join in together to color and cut out the piece of the mural puzzle.
- As kids work, ask, "What is your favorite thing about Easter? Why?"
- Set the pieces aside for prayer time.

MONTHLY MEMORY VERSE

**In this world you will have
trouble. But be encouraged!
I have won the battle over
the world.**

John 16:33b, NIV

MONTHLY LIFE APP

**Hope—Believing that
something good can come
out of something bad**

BASIC TRUTH

I can trust God no matter what.

PRELUDE

SOCIAL

STORY

WORSHIP

GROUPS

HOME

PROVIDING TIME FOR FUN INTERACTION
15 MINUTES

MADE TO CREATE

an activity that explores ideas through the process of drawing, building, designing, and problem-solving



2. OPENING ACTIVITY

WHAT YOU NEED: Paper towels, rubber bands, markers, water spray bottle

WHAT YOU DO:

- Give each kid a paper towel sheet and three rubber bands.
- Instruct the kids to roll up the paper towel, and wrap three rubber bands loosely around their roll—one at the top, one at the middle, and one at the bottom. They should wrap them just enough to “pinch” the paper towel in the spot where the rubber band is.
- Set out the markers.
- Let the kids color their roll of paper towel however they’d like.
- After the kids finish decorating their paper towel, spray each paper towel with water. Be careful not to spray so much water that the paper towel falls apart.
- Unroll the paper towel and reveal the tie-dyed creation!

WHAT YOU SAY:

“Who knew the crumpled paper towel and scribbles would turn into this? I love a good surprise! *[Transition]* Today, we’ll learn about someone who made something not-so-beautiful into something good in the end.”

Lead your group to the Large Group area.

TODAY'S BIBLE STORY

Back to Life

Crucifixion and Resurrection
John 18:1–20:18

TODAY'S BOTTOM LINE

Whatever happens, remember
Jesus is alive.

MONTHLY MEMORY VERSE

In this world you will have
trouble. But be encouraged!
I have won the battle over
the world.

John 16:33b, NIV

MONTHLY LIFE APP

Hope—Believing that
something good can come
out of something bad

BASIC TRUTH

I can trust God no matter what.

PUZZLED

Believe there's
a bigger picture

WEEK

THREE

APRIL 2022

SMALL GROUP

2-3

PRELUDE

SOCIAL

STORY

WORSHIP

GROUPS

HOME

CREATING A SAFE PLACE TO CONNECT
25 MINUTES

MADE TO MOVE

an activity that increases the oxygen
in the brain and taps into the energy
in the body



* 1. STORY HUNT

[TALK ABOUT GOD | BIBLE STORY REVIEW]

WHAT YOU NEED: "Story Review Pictures" Activity
Pages inside plastic Easter eggs and hidden around area,
(optional) candy-filled Easter eggs

WHAT YOU DO:

- Divide the kids into two teams.
- Assign each team two different colors of eggs to hunt for.
- For example, Team One could look for pink and green eggs while Team Two looks for blue and yellow eggs.
- Invite the kids to find the eggs and bring them back to their group.
- Once the eggs are found and brought back, instruct the kids to open them, pull out the story review pictures, and put them in order.
- The first team to have their story in the correct order, wins!
- *Option:* Hide extra eggs with candy—enough for every kid to have an egg with candy. (Make sure kids share and only take one candy-filled egg for themselves.)

WHAT YOU SAY:

"You all showed a lot of excitement running all over the place as you hunted those eggs! But I can't blame you for being excited today. After all, it's EASTER! Aside from the chocolate, bunnies, eggs, and Easter traditions with your family, today is the most exciting day because of the hope that was offered us through Jesus' sacrifice. Jesus gave His life to pay for our sins so we could be His friend forever!

"If you have any questions about what Jesus did for us or what it looks like to have a relationship with Jesus, talk with an adult in your life who you know believes in Jesus. Here's the awesome thing that we can remember today: no matter what comes your way, it's nothing Jesus can't overcome. Jesus even overcame death! As you head into the rest of your Easter day festivities, let's shout from the rooftops that **whatever happens, remember Jesus is alive.**"

TODAY'S BIBLE STORY

Back to Life

Crucifixion and Resurrection
John 18:1–20:18

TODAY'S BOTTOM LINE

**Whatever happens, remember
Jesus is alive.**

MONTHLY MEMORY VERSE

**In this world you will have
trouble. But be encouraged!
I have won the battle over
the world.**

John 16:33b, NIV

MONTHLY LIFE APP

**Hope—Believing that
something good can come
out of something bad**

BASIC TRUTH

I can trust God no matter what.

MADE TO PLAY

an activity that encourages learning through following guidelines and/or working as a group



2. SCRAMBLING FOR HOPE [LIVE FOR GOD | APPLICATION ACTIVITY]

WHAT YOU NEED: "Scrambling for Hope" Activity Pages

WHAT YOU DO:

- Divide the kids into two teams.
- Direct the kids to line up behind one another.
- Place a shuffled set of "Scrambling for Hope" Activity Pages on the opposite side of your space across from each team.
- Instruct the teams to race, one kid at a time, grab one piece of paper off the stack, and bring it back to their team.
- Direct the teams to do the actions listed on some of the letters and try to put the letters in order as they get them.
- Encourage the kids not to give up hope but to do the actions written on the letters and keep unscrambling!
- The first team to spell "Jesus is alive," wins!

WHAT YOU SAY:

"It was easy to lose hope when you had to do jumping jacks or keep running back and forth, wasn't it? I could see that some of you were SO close to finishing, but when you picked up one of those action cards, it kept you from hurrying through. There may be times when you want to lose hope because of something you're facing in your life. It's okay to be upset or feel discouraged, but remember that we have God's Spirit to help us have hope!

[Make it Personal] (Share an age-appropriate story about a time you faced hopelessness and how your relationship with Jesus brought you hope in that situation.) "Every single day isn't perfect! Some days are really, really, hard. But because Jesus brought hope to the world, we can understand that there is a bigger picture. Even during the hard times, we can have hope because Jesus conquered death. **Whatever happens, remember Jesus is alive.**"

TODAY'S BIBLE STORY

Back to Life

Crucifixion and Resurrection
John 18:1–20:18

TODAY'S BOTTOM LINE

Whatever happens, remember Jesus is alive.

MONTHLY MEMORY VERSE

In this world you will have trouble. But be encouraged! I have won the battle over the world.

John 16:33b, NIV

MONTHLY LIFE APP

Hope—Believing that something good can come out of something bad

BASIC TRUTH

I can trust God no matter what.

PUZZLED

Believe there's
a bigger picture

WEEK

THREE

APRIL 2022

SMALL GROUP

2-3

PRELUDE

SOCIAL

STORY

WORSHIP

GROUPS

HOME

CREATING A SAFE PLACE TO CONNECT
25 MINUTES

MADE TO CONNECT

an activity that invites kids to share and collaborate with others while growing their understanding



3. WHO TO TELL

[HEAR FROM GOD | MEMORY VERSE ACTIVITY]

WHAT YOU NEED: Bibles, plastic eggs, slips of paper, permanent markers, pens, (optional) candy

WHAT YOU DO:

- Make sure each kid has a Bible.
- Together, look up John 16:33 and read the memory verse out loud.

TODAY'S BIBLE STORY

Back to Life

Crucifixion and Resurrection
John 18:1–20:18

Finding verses with 2nd and 3rd graders: Guide them to open their Bibles to the front and find the table of contents. Hold up a Bible opened to the table of contents to show the kids what the page looks like. When the kids find the table of contents, lead them to find John in the list under "New Testament." When the kids find John, lead them to look at the page number beside the word. Explain that the number tells them on what page they can find John. Help the kids find the page. When they find John, explain that the big numbers on the page are the chapter numbers. Help them find chapter 16. Explain that the small numbers are verse numbers. Help them find verse 33 in chapter 16.

TODAY'S BOTTOM LINE

Whatever happens, remember
Jesus is alive.

- Give each kid one egg, one slip of paper, and a pen.
- Instruct the kids to write out the memory verse on the slip of paper. They can reference the Bibles as needed.
- Invite the kids to think of one person they want to share the good news that "Jesus is alive" with (a friend, family member, neighbor, etc.)
- Direct the kids to write the name of this person on the outside of the egg with permanent marker and give this person the egg!
- *Option:* Allow kids to put a piece of candy inside the egg.
- Provide extra supplies if the kids want to make more eggs.

MONTHLY MEMORY VERSE

In this world you will have
trouble. But be encouraged!
I have won the battle over
the world.

John 16:33b, NIV

WHAT YOU SAY:

"One of the best parts about the hope Jesus gave us on Easter is that it's not made to keep to ourselves! God made us to spread love and hope to everyone we meet! WE get to be hope-bringers to people's hard days, biggest challenges, and moments of trouble. How awesome is that? When you give your eggs out, let the people who receive them know that **whatever happens, remember Jesus is alive.**"

MONTHLY LIFE APP

Hope—Believing that
something good can come
out of something bad

BASIC TRUTH

I can trust God no matter what.

PUZZLED

Believe there's
a bigger picture

WEEK

THREE

APRIL 2022

SMALL GROUP

2-3

PRELUDE

SOCIAL

STORY

WORSHIP

GROUPS

HOME

CREATING A SAFE PLACE TO CONNECT
25 MINUTES

MADE TO REFLECT

an activity that creates space
for personal processing
and application



4. PRAY AND DISMISS

[PRAY TO GOD | PRAYER ACTIVITY]

WHAT YOU NEED: "P Puzzle Pieces" from "Early Arriver,"
"H" and "O" assembled mural from previous weeks, clear
tape

WHAT YOU DO:

- Set out the tape.
- Invite the kids to tape together the puzzle pieces for this week.
- Instruct the kids to tape the "P" pieces to the previous weeks' pieces, "H" and "O."
- Close your group time in prayer.

WHAT YOU SAY:

"Dear Jesus, thank You that at Easter we get to celebrate the reason we can have hope: You are alive! We pray that this hope You've given us will encourage us to bring hope to others. Help us show the people we encounter that **whatever happens, remember Jesus is alive**. Just like the big picture on a puzzle box, may we point everyone to the bigger picture of the hope we have through Your resurrection."

As adults arrive to pick up, ask each kid to show off the egg(s) they made to give away! Remind them to tell others that **whatever happens, remember Jesus is alive**.

TODAY'S BIBLE STORY

Back to Life

Crucifixion and Resurrection
John 18:1–20:18

TODAY'S BOTTOM LINE

**Whatever happens, remember
Jesus is alive.**

MONTHLY MEMORY VERSE

**In this world you will have
trouble. But be encouraged!
I have won the battle over
the world.**

John 16:33b, NIV

MONTHLY LIFE APP

**Hope—Believing that
something good can come
out of something bad**

BASIC TRUTH

I can trust God no matter what.

GETTING READY

HERE'S EVERYTHING YOU NEED TO KNOW TO GET READY FOR THIS WEEK

SOCIAL: PROVIDING TIME FOR FUN INTERACTION (15 MINUTES)

Welcome kids and spend time engaging in conversation and catching up. Get ready to experience today's story.

(Choose one or both of these activities.)

1. EARLY ARRIVER

Made to Create: an activity that explores ideas through the process of drawing, building, designing, and problem-solving

WHAT YOU NEED:

- Print the "P Puzzle Pieces" Activity Pages on cardstock; one set for each small group
- Markers
- Kid scissors
- Offering container

2. OPENING ACTIVITY

Made to Create: an activity that explores ideas through the process of drawing, building, designing, and problem-solving

WHAT YOU NEED:

- Roll of paper towels
- Markers
- Rubber bands; three for each kid
- Spray bottle filled with water

GROUPS: CREATING A SAFE PLACE TO CONNECT (25 MINUTES)

Create a safe place to connect and learn how the Bible story applies to real life experiences, through interactive activities and discussion questions.

(Choose as many of these activities as you like.)

* If you don't have time to do all these activities, be sure to do activity #1.

* 1. STORY HUNT

[TALK ABOUT GOD | BIBLE STORY REVIEW]

Made to Move: an activity that increases the oxygen in the brain and taps into the energy in the body

WHAT YOU NEED:

- Print the "Story Review Pictures" Activity Page and cut apart; two sets for each small group
- Plastic eggs in four colors; six of each color
- (Optional) Candy-filled Easter eggs; one for each kid
 - Stuff one set of twelve cards from the "Story Review Pictures" Activity Page in two colors of eggs. Stuff the other set of cards in the other two colors of eggs. Make note of the colors that go together so kids are told to find eggs that will make a complete set of "Story Review Pictures."
 - Hide the eggs around your space.

2. SCRAMBLING FOR HOPE

[LIVE FOR GOD | APPLICATION ACTIVITY]

Made to Play: an activity that encourages learning through following guidelines and/or working as a group

WHAT YOU NEED:

- Print the "Scrambling for Hope" Activity Pages; two sets for each small group

3. WHO TO TELL

[HEAR FROM GOD | MEMORY VERSE ACTIVITY]

Made to Connect: an activity that invites kids to share and collaborate with others while growing their understanding

WHAT YOU NEED:

- Bibles
- Empty plastic Easter eggs; one for each kid plus extra if desired
- Slips of paper
- Pens
- Permanent markers
- (Optional) Candy to put inside eggs

4. PRAY AND DISMISS

[PRAY TO GOD | PRAYER ACTIVITY]

Made to Reflect: an activity that creates space for personal processing and application

WHAT YOU NEED:

- "P Puzzle Pieces" from the "Early Arriver"
- Assembled "H" and "O" puzzle pieces from previous weeks



PUZZLED

Believe there's
a bigger picture

WEEK
THREE
APRIL 2022

SMALL GROUP

2-3

PRELUDE

SOCIAL

STORY

WORSHIP

GROUPS

HOME

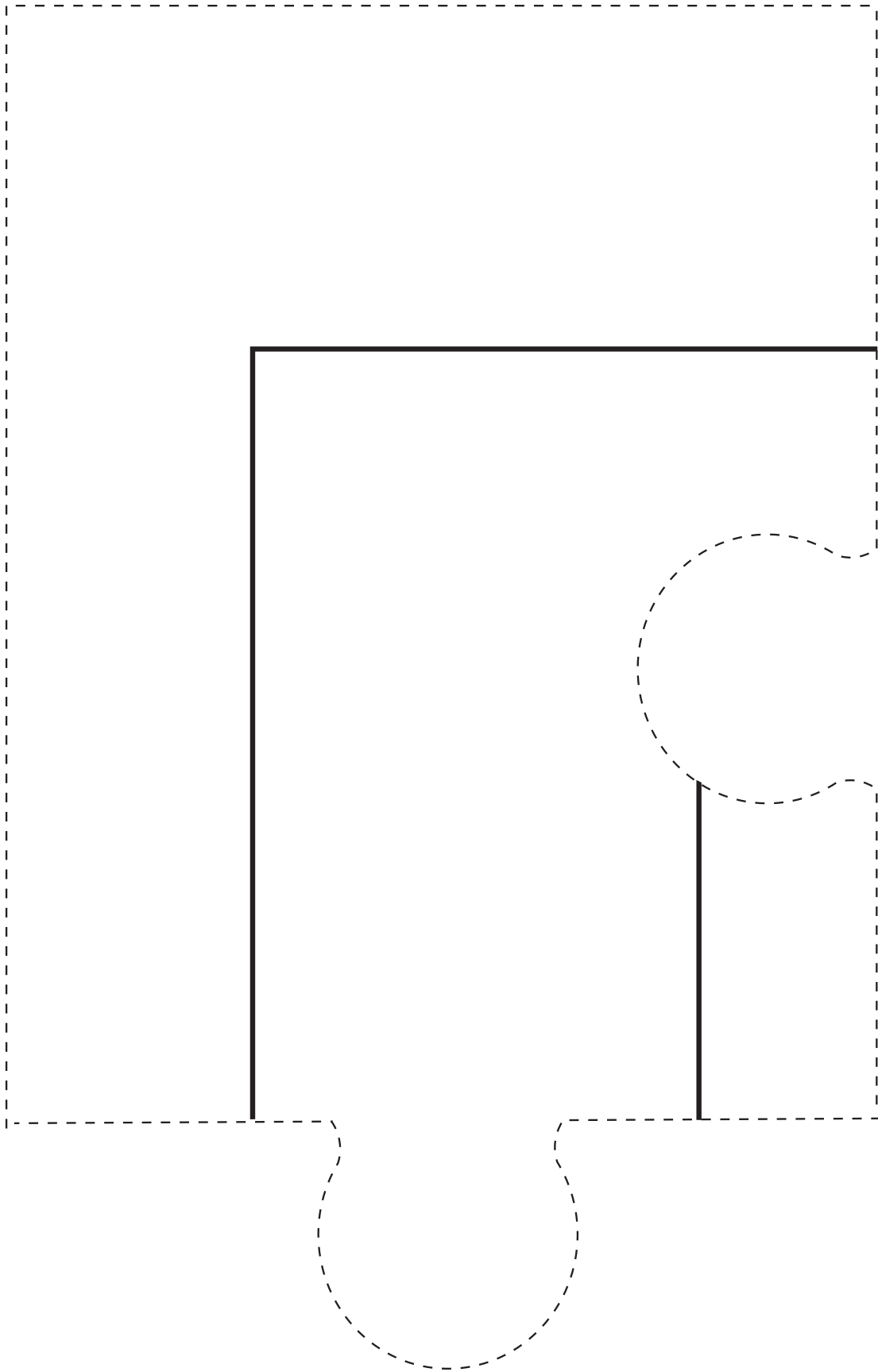
GETTING READY

HERE'S EVERYTHING YOU NEED TO KNOW TO GET READY FOR THIS WEEK

- Clear tape
- *Note: Save the assembled puzzle pieces to add the final pieces next week.*

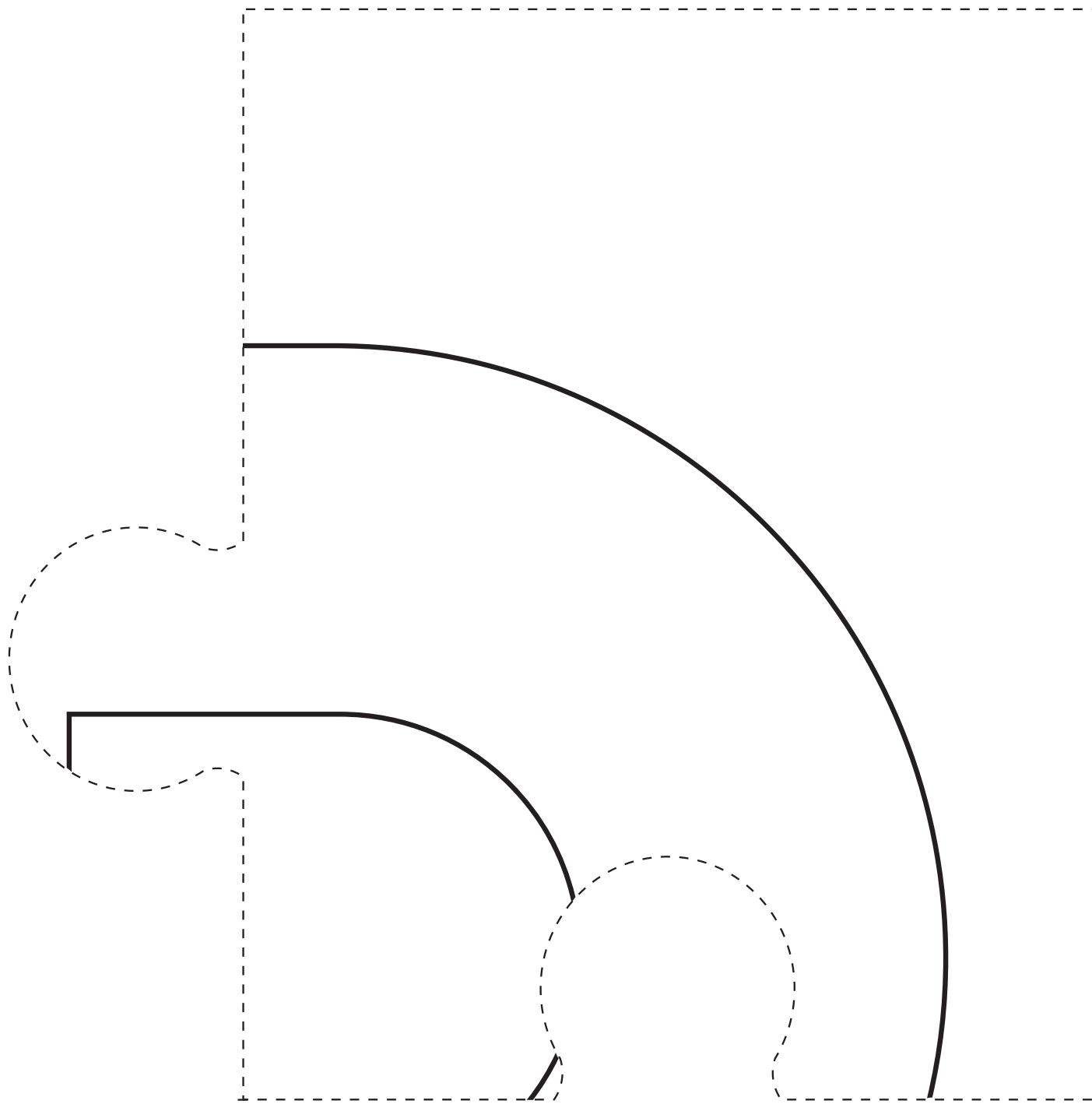
HOME: PROMPTING ACTION BEYOND THE EXPERIENCE

- Print on cardstock or email this week's devotionals and Parent Cue cards.
- Tell parents about our additional family resource: **Parent Cue app.**



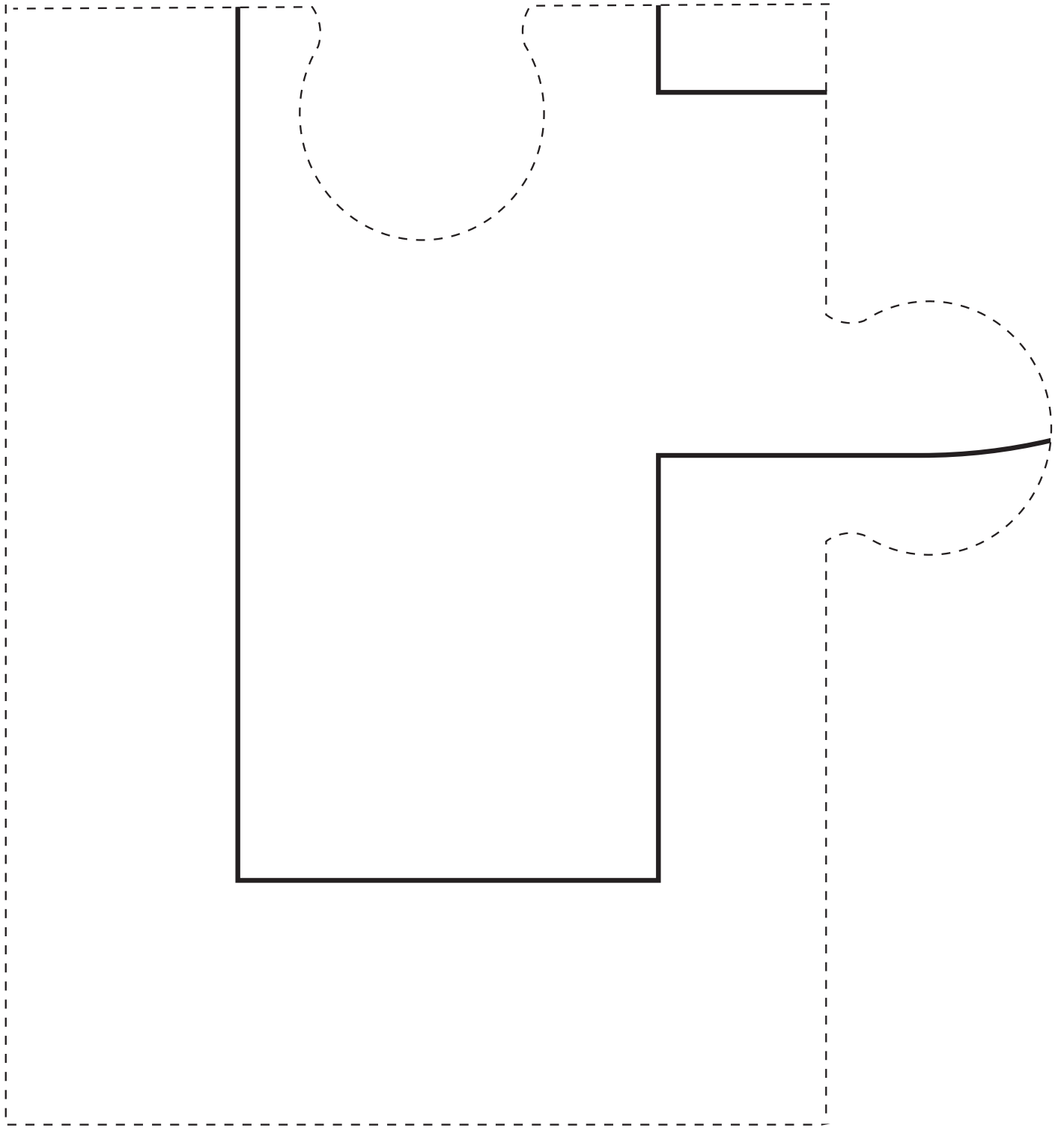
What to Do:

Print on cardstock. Provide one set for each small group.



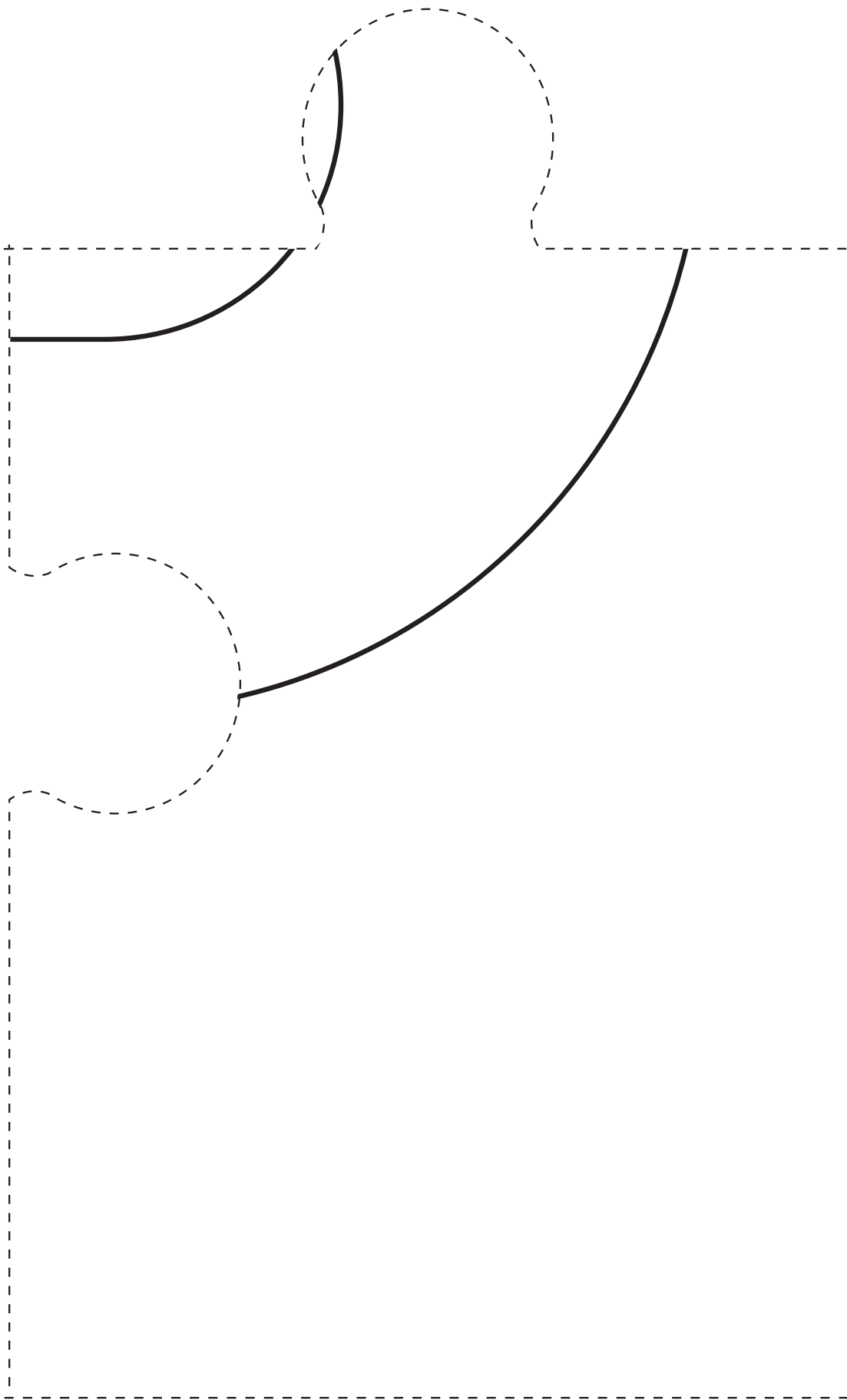
What to Do:

Print on cardstock. Provide one set for each small group.




What to Do:

Print on cardstock. Provide one set for each small group.








What to Do:

Print on cardstock. Provide one set for each small group.



What to Do:
Print and cut along dotted lines. Provide two sets for each small group.



What to Do:
Print and cut along dotted lines. Provide two sets for each small group.

"Story Review Pictures" Activity Page 2/2
April 2022, Week 3, Small Group 2-3
©2022 The reThink Group, Inc. All rights reserved.



What to Do:
Print two sets for each small group.



(Do 10 jumping jacks.)

What to Do:

Print two sets for each small group.



What to Do:

Print two sets for each small group.



**(Hop on your left foot 5 times,
then on your right foot 5 times.)**

What to Do:

Print two sets for each small group.

"Scrambling for Hope" Activity Page 4/12

April 2022, Week 3, Small Group 2-3
©2022 The reThink Group, Inc. All rights reserved.



What to Do:

Print two sets for each small group.



(Do your craziest dance move.)

What to Do:

Print two sets for each small group.



What to Do:

Print two sets for each small group.



(Run in place for 10 seconds.)

What to Do:

Print two sets for each small group.

"Scrambling for Hope" Activity Page 8/12

April 2022, Week 3, Small Group 2-3
©2022 The reThink Group, Inc. All rights reserved.



What to Do:

Print two sets for each small group.



(Do 5 frog jumps.)

What to Do:

Print two sets for each small group.



What to Do:
Print two sets for each small group.



**(Crab walk back to the line
instead of running.)**

What to Do:

Print two sets for each small group.

TODAY'S SUGGESTED SCHEDULE

TODAY'S BIBLE STORY

All I Ask

Jesus Appears to Thomas
John 20:19-29

TODAY'S BOTTOM LINE

Whatever happens, remember
God is bigger than your questions.

MONTHLY MEMORY VERSE

In this world you will have
trouble. But be encouraged!
I have won the battle over
the world.
John 16:33b, NIV

MONTHLY LIFE APP

Hope—Believing that
something good can come
out of something bad

BASIC TRUTH

I can trust God no matter what.

PRELUDE: Setting the tone for the experience

See the **Getting Ready** pages at the end of this document for a detailed description of what you'll need for today.

In the **Prelude** folder of your curriculum, you'll find a variety of other resources to help you prepare.

SMALL GROUP

15
MIN

SOCIAL: Providing time for fun interaction

Early Arriver
Opening Activity

LARGE GROUP

35
MIN

STORY: Communicating God's truth in engaging ways WORSHIP: Inviting people to respond to God

Welcome/Opener
Worship ("Friend Like You" from *This Love* and "We Believe" from *Kidmin Worship Vol. 4*)
Bible Story
Bottom Line
Prayer
Closer

SMALL GROUP

25
MIN

GROUPS: Creating a safe place to connect

Bible Story Review: Sink or Float
Application Activity: My Big Questions
Memory Verse Activity: Greater Than
Prayer Activity: Pray and Dismiss

HOME: Prompting action beyond the experience

Parent Cue Card (print or email)
Devotionals for Kids
Parent Cue App

PUZZLED

Believe there's
a bigger picture

WEEK
FOUR

APRIL 2022

SMALL GROUP

2-3

PRELUDE

SOCIAL

STORY

WORSHIP

GROUPS

HOME

PROVIDING TIME FOR FUN INTERACTION
15 MINUTES

MADE TO CREATE

an activity that explores ideas through the process of drawing, building, designing, and problem-solving



Before kids arrive, take a few moments to pray for them. Send praise that God can handle any and every question we have. Ask God to help your few understand that it's not a bad thing when they have questions. Pray that God would place people in your kids' lives who can help them navigate their questions, especially when those questions don't have answers.

TODAY'S BIBLE STORY

All I Ask

Jesus Appears to Thomas
John 20:19-29

TODAY'S BOTTOM LINE

**Whatever happens, remember
God is bigger than your questions.**

MONTHLY MEMORY VERSE

**In this world you will have
trouble. But be encouraged!
I have won the battle over
the world.**

John 16:33b, NIV

MONTHLY LIFE APP

**Hope—Believing that
something good can come
out of something bad**

BASIC TRUTH

I can trust God no matter what.

1. EARLY ARRIVER

WHAT YOU NEED: "E Puzzle Pieces" Activity Pages, offering container, scissors, markers

WHAT YOU DO:

- Welcome kids by name as they arrive.
- Invite kids who brought an offering to put it in the offering container.
- Set out the markers and scissors.
- Tell kids they get to decorate the last part of the mural they've worked on all month.
- Give the kids the "E Puzzle Pieces" Activity Pages.
- Invite the kids to join in together to color and cut out the pieces of the mural puzzle.
- As the kids work, tell them they can ask you any question about yourself.
 - To prompt them, say something like, "You can ask me what my favorite color is, if I have a pet, or what meal I would eat if I could only have one for the rest of my life!"
- Set the mural pieces aside for prayer time.

PROVIDING TIME FOR FUN INTERACTION
15 MINUTES

MADE TO CONNECT

an activity that invites kids to share and collaborate with others while growing their understanding



2. OPENING ACTIVITY

WHAT YOU NEED: "Question Bingo" Activity Pages, pens

WHAT YOU DO:

- Give every kid a "Question Bingo" Activity Page and pen.
- Instruct the kids to walk around to the other kids in their group and ask them ONE question from their "Question Bingo" Activity Page.
- Kids should write each person's answer in the corresponding square and get the signature of the person answering.
- Direct the kids to continue playing until all of the questions are answered. If there are more questions than kids, instruct them to ask every other kid in the group a question before they ask someone a second question.
- Explain to the kids that the game isn't timed or a race; it's just a fun way to ask some questions and get to know each other better.

TODAY'S BIBLE STORY

All I Ask

Jesus Appears to Thomas
John 20:19-29

WHAT YOU SAY:

"That was a really fun way to get to know each other! How many of you learned something new about a person in our group? I love to ask questions. Asking questions is how we learn and grow smarter. Have you ever heard the saying, 'No question is too silly'? We should always be willing to ask questions and be curious. *[Transition]* **Today in Large Group, we'll learn what it looks like to ask God questions and ask questions about God."**

TODAY'S BOTTOM LINE

**Whatever happens, remember
God is bigger than your questions.**

Lead your group to the Large Group area.

MONTHLY MEMORY VERSE

**In this world you will have
trouble. But be encouraged!
I have won the battle over
the world.**

John 16:33b, NIV

MONTHLY LIFE APP

**Hope—Believing that
something good can come
out of something bad**

BASIC TRUTH

I can trust God no matter what.

MADE TO EXPLORE

an activity that extends learning through hands-on experimentation and discovery



1. SINK OR FLOAT

[TALK ABOUT GOD | BIBLE STORY REVIEW]

WHAT YOU NEED: Tarp or large towel, storage tub, water, sinking objects, floating objects

WHAT YOU DO:

- Set the storage tub on top of the tarp or towel.
- Pour water into the tub until it is about 2/3 full.
- Call kids up to the tub, one at a time.
- Give a kid two objects: one that will float and one that will sink. (*But don't tell them which object will float or sink.*)
- When handing the kids the objects, ask, "Which one do you think is will sink and which one do you think will float?"
- Allow the kids to guess, then instruct them to drop both objects in the tub of water.
- Continue until all kids have had a turn to drop objects.
- If there is a larger number of kids than number of objects, call two kids up at a time and give each of them only one object.
- When the game is over, ask the review questions.

TODAY'S BIBLE STORY

All I Ask

Jesus Appears to Thomas
John 20:19-29

TODAY'S BOTTOM LINE

Whatever happens, remember God is bigger than your questions.

MONTHLY MEMORY VERSE

In this world you will have trouble. But be encouraged! I have won the battle over the world.

John 16:33b, NlrV

MONTHLY LIFE APP

Hope—Believing that something good can come out of something bad

BASIC TRUTH

I can trust God no matter what.

Review questions:

1. How do you think Jesus' friends felt when they heard Jesus' body was gone? (*answers will vary*)
2. Why was Thomas doubting, even after his friends confirmed that Jesus was really alive? (*He probably needed to see Jesus' wounds with his own eyes and touch Jesus himself.*)
3. How did Jesus get Thomas to believe He is alive? (*He let Thomas feel His side where He had been hurt and see His hands where He had been hurt.*)
4. What did Jesus say about believing in Him when you can't see Him? (*"Blessed are those who have not seen me but still have believed." John 20:29, NlrV*)
5. Did Jesus shame Thomas or make him feel badly about doubting and asking if he was really alive? (*no*)
6. How does this make you feel about asking God your own questions? (*answers will vary*)

WHAT YOU SAY:

"Isn't it crazy how we thought some of our objects would sink because of how big they were, but they ended up floating? Sometimes our questions seem really big when, in reality, they aren't that big to God. After all, God is bigger than everything because God created everything.

"In our story today, Thomas might have felt silly asking Jesus a question when the answer was right in front of him. But Jesus wanted Thomas to know that it's okay to have questions and be unsure. Jesus will never make us feel ashamed



PUZZLED

Believe there's
a bigger picture

WEEK
FOUR
APRIL 2022

SMALL GROUP

2-3

PRELUDE

SOCIAL

STORY

WORSHIP

GROUPS

HOME

CREATING A SAFE PLACE TO CONNECT
25 MINUTES

(1. SINK OR FLOAT, CONTINUED)

when it comes to our big questions, so we can ask Him any questions we have. He loves us very much! *[Make it Personal] (Share about a time you had a big question for God and why you were confident in asking Him.)*

“When you have a big question for God, you can always, always go to Him. It might also help to have someone show you any Scripture verses about your questions. You can also ask an adult you trust what they think. God often speaks to us through His Word and through people too, and He might work through them to answer your question. Sometimes, we have questions that don’t have answers, and that’s okay, too! **Whatever happens, remember God is bigger than your questions.**”

MADE TO REFLECT

an activity that creates space for personal processing and application



*2. MY BIG QUESTIONS

[LIVE FOR GOD | APPLICATION ACTIVITY]

WHAT YOU NEED: "My Big Questions" Activity Pages, stapler, markers

WHAT YOU DO:

- Give every kid a set of "My Big Questions" Activity

Pages.

- Demonstrate how to fold and assemble the pages.
- Once the pages are in order, secure them with staples.
- Set out the markers.
- Encourage the kids to color the covers of their journals and complete the first question page.
- If needed, prompt the kids with example questions for God.
 - Why did You create some places to live that are hot and some places that are cold?
 - Why do cats meow and dogs bark?
 - Why can't my Grandpa live forever?
 - Why did You create me with this kind of hair?
 - Why doesn't my family look like the other families I know?
 - Why can't I run as fast as my friend?
- When the page is completed, invite kids to share their questions with the group if they would like.

TODAY'S BIBLE STORY

All I Ask

Jesus Appears to Thomas
John 20:19-29

TODAY'S BOTTOM LINE

Whatever happens, remember God is bigger than your questions.

MONTHLY MEMORY VERSE

In this world you will have trouble. But be encouraged! I have won the battle over the world.

John 16:33b, NIV

MONTHLY LIFE APP

Hope—Believing that something good can come out of something bad

BASIC TRUTH

I can trust God no matter what.

WHAT YOU SAY:

"I don't know about you, but every time I write my questions for God, it feels so much better. Whether it's a doubt I have about something or just a crazy question I have about how the world around me works, I like writing my questions because it makes them feel real and not silly.

"The awesome thing about writing your questions for God is that you can also go back and write in the answer once you get it! Remember, God may not always answer our questions right away, but Peter writes in the Bible that God has given us everything we need for a life following God. That means we can always trust God.

"This week, try to write down a question every day for God—no matter how big or small. Dive into the Bible and talk to the trusted adults in your life about these questions, too! Who knows, you may even learn something new together. **Whatever happens, remember God is bigger than your questions."**

MADE TO CREATE

an activity that explores ideas through the process of drawing, building, designing, and problem-solving



3. GREATER THAN [HEAR FROM GOD | MEMORY VERSE ACTIVITY]

WHAT YOU NEED: Rocks, permanent markers, Bibles

WHAT YOU DO:

- Make sure every kid has a Bible.
- Look up John 16:33 following the navigation tips below

and read it out loud together.

Finding verses with 2nd and 3rd graders: Guide them to open their Bibles to the front and find the table of contents. Hold up a Bible opened to the table of contents to show the kids what the page looks like. When the kids find the table of contents, lead them to find John in the list under "New Testament." When the kids find John, lead them to look at the page number beside the word. Explain that the number tells them on what page they can find John. Help the kids find the page. When they find John, explain that the big numbers on the page are the chapter numbers. Help them find chapter 16. Explain that the small numbers are verse numbers. Help them find verse 33 in chapter 16.

- Remind kids that God is greater than any troubles we will face and God is also bigger than any question that we have.
- Give every kid a rock and permanent marker.
- Review what a mathematical "greater than" symbol looks like (>) and what it means.
 - A "greater than" symbol is used in math to show that a number is bigger than the number next to it.
- Instruct the kids to draw a > on their rock.
- Encourage the kids to use the rock as a reminder that God is bigger than any question they have.
- Let kids decorate the extra space on the rock.

WHAT YOU SAY:

"Just like our memory verse tells us how to be encouraged, the stories in the Bible can help us learn who God is and what Jesus did for us. And when we don't understand what we're reading, we can talk about it with a grown-up we trust. This week, I want you to pick up this rock every time you find yourself puzzled and tell yourself that **whatever happens, remember God is bigger than your questions.**"

TODAY'S BIBLE STORY

All I Ask

Jesus Appears to Thomas
John 20:19-29

TODAY'S BOTTOM LINE

**Whatever happens, remember
God is bigger than your questions.**

MONTHLY MEMORY VERSE

**In this world you will have
trouble. But be encouraged!
I have won the battle over
the world.**

John 16:33b, NIV

MONTHLY LIFE APP

**Hope—Believing that
something good can come
out of something bad**

BASIC TRUTH

I can trust God no matter what.

PUZZLED

Believe there's
a bigger picture

WEEK

FOUR

APRIL 2022

SMALL GROUP

2-3

PRELUDE

SOCIAL

STORY

WORSHIP

GROUPS

HOME

CREATING A SAFE PLACE TO CONNECT
25 MINUTES

MADE TO REFLECT

an activity that creates space
for personal processing
and application



4. PRAY AND DISMISS [PRAY TO GOD | PRAYER ACTIVITY]

WHAT YOU NEED: "E Puzzle Pieces" from "Early Arriver,"
assembled "H," "O," and "P" puzzles pieces from previous
weeks, clear tape

WHAT YOU DO:

- Set out the tape.
- Invite the kids to tape together the "E" puzzle pieces for this week and secure them to the pieces from the previous weeks to create a complete mural: HOPE.
- Congratulate them for working so creatively and diligently on the mural all month.
- Close your group time in prayer.

WHAT YOU SAY:

"Friends! We completed our mural! It's beautiful! And look, it spells out HOPE! As we end our time talking about the Life App of hope, remember no matter how puzzling or confusing things are, you can always have hope. You can always have hope because Jesus has overcome the world and you can be His friend forever, no matter what.

"Dear God, thank You for caring about our questions. You are so big and powerful, but You care about every concern, every doubt, every worry, and every question we have. Please help us trust You and remind us to go to You when questions arise in our world around us. We want You to be our source of truth in puzzling times. Please remind us that **whatever happens, God is bigger than your questions.**"

As adults arrive to pick up, ask each kid to show off their journal. Remind the kids how much God loves hearing from them and hearing their questions. There's no question too silly, too scary, or too big. Remind them that **whatever happens, remember God is bigger than your questions.**

TODAY'S BIBLE STORY

All I Ask

Jesus Appears to Thomas
John 20:19-29

TODAY'S BOTTOM LINE

**Whatever happens, remember
God is bigger than your questions.**

MONTHLY MEMORY VERSE

**In this world you will have
trouble. But be encouraged!
I have won the battle over
the world.**

John 16:33b, NIV

MONTHLY LIFE APP

**Hope—Believing that
something good can come
out of something bad**

BASIC TRUTH

I can trust God no matter what.

GETTING READY

HERE'S EVERYTHING YOU NEED TO KNOW TO GET READY FOR THIS WEEK

SOCIAL: PROVIDING TIME FOR FUN INTERACTION (15 MINUTES)

Welcome kids and spend time engaging in conversation and catching up. Get ready to experience today's story.
(Choose one or both of these activities.)

1. EARLY ARRIVER

Made to Create: an activity that explores ideas through the process of drawing, building, designing, and problem-solving

WHAT YOU NEED:

- Print the "E Puzzle Pieces" Activity Pages on cardstock; one set for each small group
- Markers
- Kid scissors

2. OPENING ACTIVITY

Made to Connect: an activity that invites kids to share and collaborate with others while growing their understanding

WHAT YOU NEED:

- Print the "Question Bingo" Activity Page; one for each kid
- Pens

GROUPS: CREATING A SAFE PLACE TO CONNECT (25 MINUTES)

Create a safe place to connect and learn how the Bible story applies to real life experiences, through interactive activities and discussion questions.

(Choose as many of these activities as you like.)

* If you don't have time to do all these activities, be sure to do activity #2.

1. SINK OR FLOAT

[TALK ABOUT GOD | BIBLE STORY REVIEW]

Made to Explore: an activity that extends learning through hands-on experimentation and discovery

WHAT YOU NEED:

- Large clear plastic storage tub

- Enough water to fill 2/3 of the tub
- Tarp or large towel
- Eight various objects that can sink—large rock, full water bottle, coins, can of soup, marble, etc.
- Eight various objects that will float—Ivory® soap, apple, piece of wood, small rubber ball, paperclip, etc.
 - If possible, make a list of each sinking object and each floating object, then give those to Small Group Leaders without kids seeing them.

* 2. MY BIG QUESTIONS

[LIVE FOR GOD | APPLICATION ACTIVITY]

Made to Reflect: an activity that creates space for personal processing and application

WHAT YOU NEED:

- Print the "My Big Questions" Activity Pages; one set for each kid
- Markers
- Stapler

3. GREATER THAN

[HEAR FROM GOD | MEMORY VERSE ACTIVITY]

Made to Create: an activity that explores ideas through the process of drawing, building, designing, and problem-solving

WHAT YOU NEED:

- Small rocks; one for each kid
- Permanent markers; one for each kid
- Bibles

4. PRAY AND DISMISS

[PRAY TO GOD | PRAYER ACTIVITY]

Made to Reflect: an activity that creates space for personal processing and application

WHAT YOU NEED:

- "E Puzzle Pieces" from "Early Arriver"
- Assembled "H," "O," and "P" puzzle pieces from previous weeks
- Clear tape



PUZZLED

Believe there's
a bigger picture

WEEK
FOUR
APRIL 2022

SMALL GROUP

2-3

PRELUDE

SOCIAL

STORY

WORSHIP

GROUPS

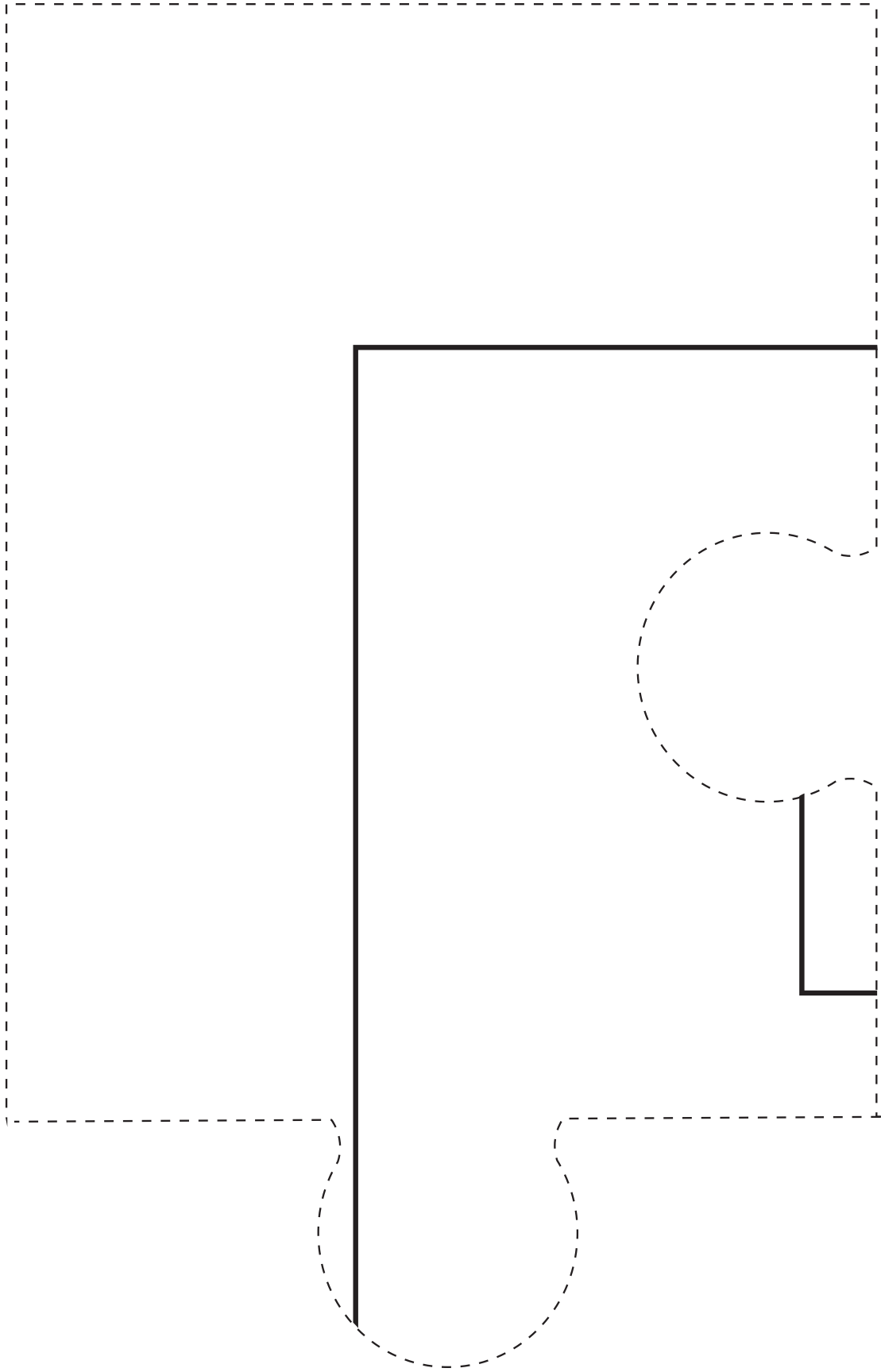
HOME

GETTING READY

HERE'S EVERYTHING YOU NEED TO KNOW TO GET READY FOR THIS WEEK

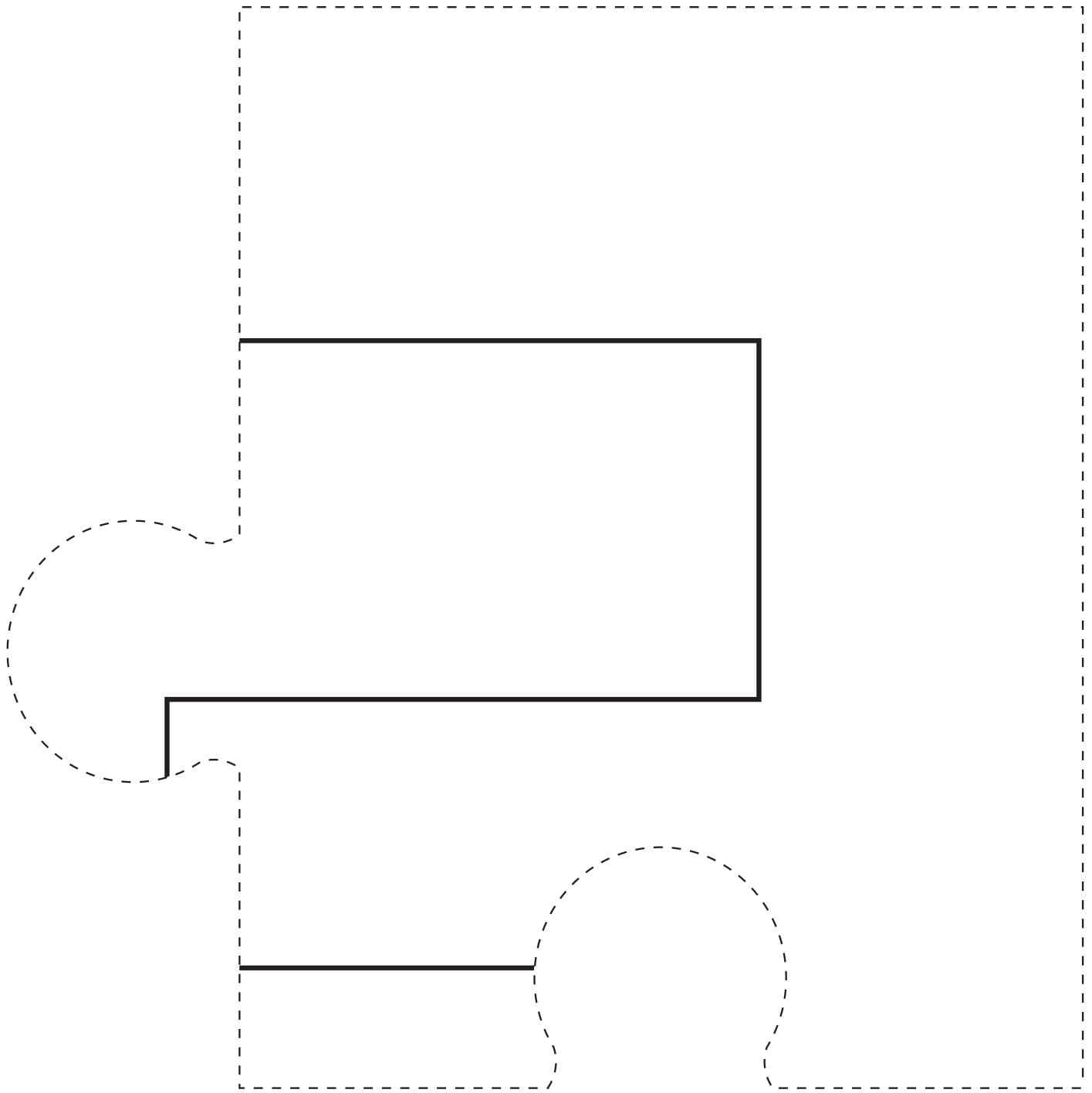
HOME: PROMPTING ACTION BEYOND THE EXPERIENCE

- Print on cardstock or email this week's devotionals and Parent Cue cards.
- Tell parents about our additional family resource: **Parent Cue app.**

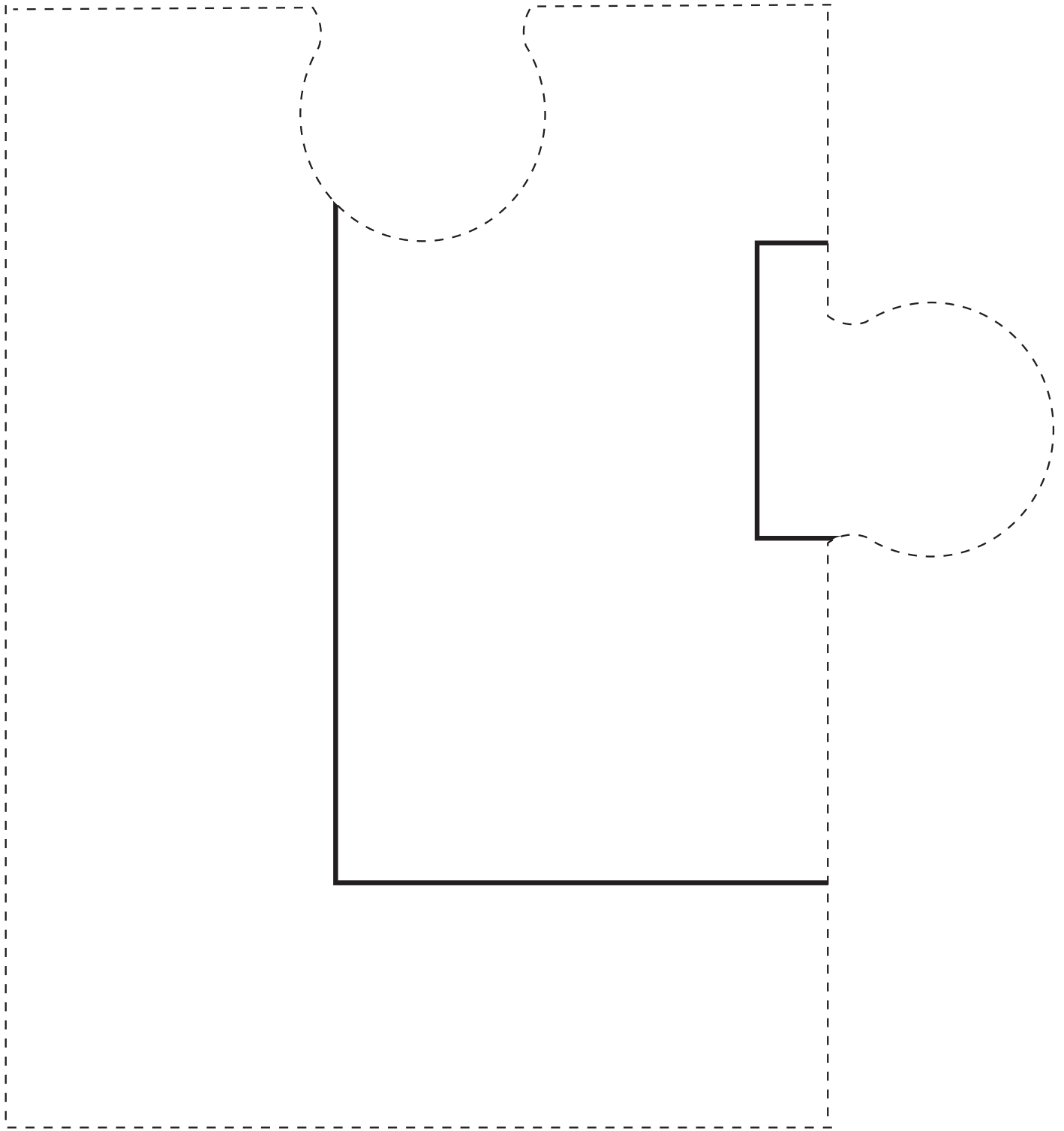


What to Do:

Print on cardstock. Provide one set for each small group.

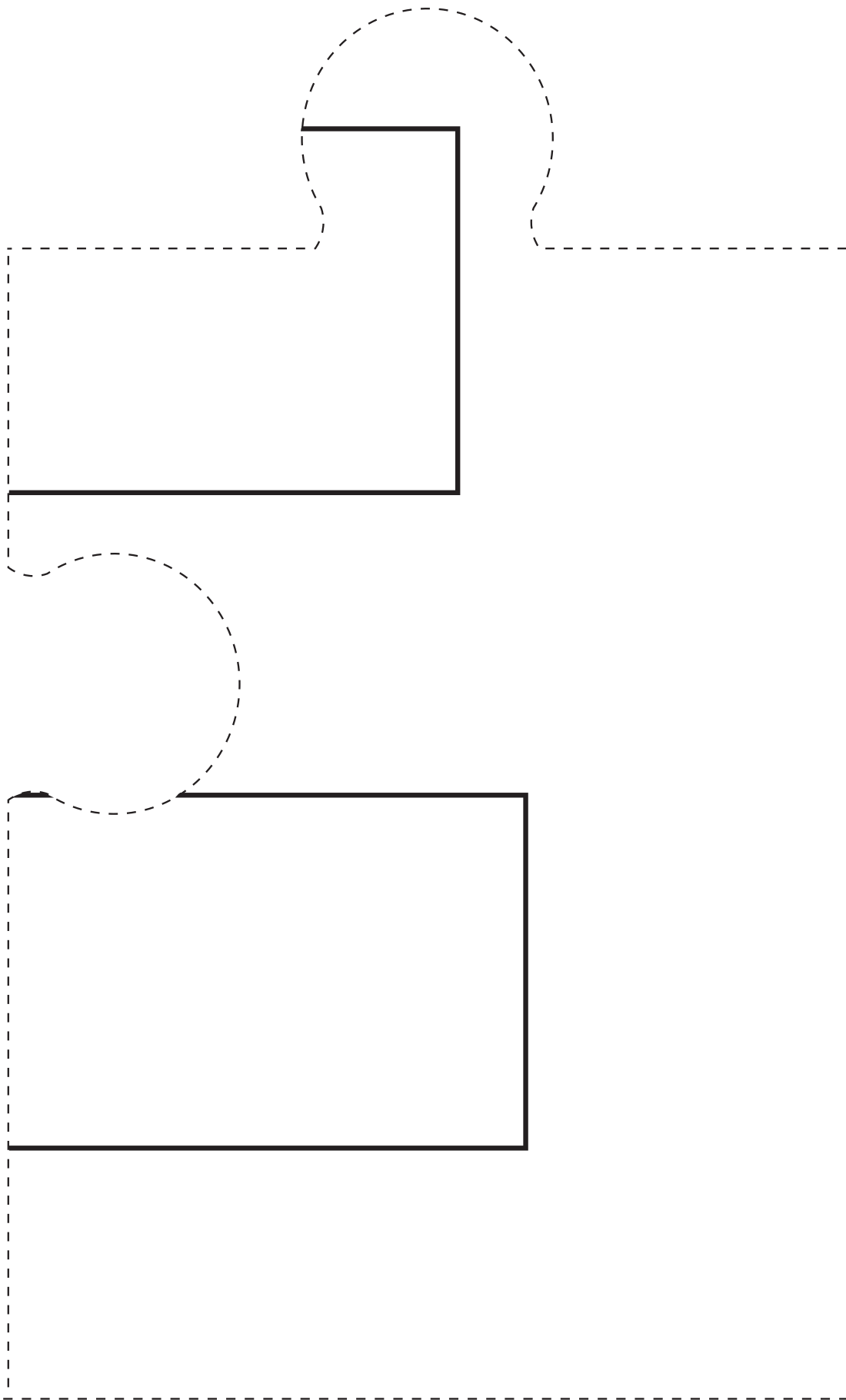


What to Do:
Print on cardstock. Provide one set for each small group.



What to Do:

Print on cardstock. Provide one set for each small group.



What to Do:

Print on cardstock. Provide one set for each small group.

QUESTION BINGO

| | | | | |
|---|--------------------------------|--|---|---|
| Do you have any pets? | What is your favorite color? | Do you have any siblings? If so, are you the oldest? Youngest? Middle? | Do you prefer chocolate or vanilla ice cream? | If you could change your name, what would you change it to? |
| What is your favorite thing to do in your free time? | Can you play any instruments? | What school do you go to? | What is your favorite subject in school? | Do you play any sports? |
| If you could only eat one food for the rest of your life, what would it be? | What is your favorite dessert? | What's your favorite movie? | What do you like on your pizza? | What's your favorite TV show? |

What to Do:
Print one for each kid.

"Question Bingo" Activity Page
April 2022, Week 4, Small Group 2-3
©2022 The reThink Group, Inc. All rights reserved.

What to Do:


For the following four pages, print back to back in order for kids to make a booklet in small group. Print one set for each kid.

"My Big Questions" Activity Page

April 2022, Week 4, Small Group 2-3
©2022 The reThink Group, Inc. All rights reserved.

**Here's another one
for You, God...**

A large puzzle piece shape containing a writing area with ten horizontal lines and a question mark icon in the top right corner.



**God, I'm
wondering...**

A puzzle-piece shaped writing area with ten vertical lines and a question mark icon in the top right corner.

Dear God,

A puzzle-piece shaped writing area with ten vertical lines and a question mark icon in the top right corner.

**I've been
thinking, God...**

A puzzle-piece shaped writing area with ten horizontal lines and a question mark icon in the top right corner.

Hey God,

A puzzle-piece shaped writing area with ten horizontal lines and a question mark icon in the top right corner.

**Question for
You, God...**

A puzzle-piece shaped writing area with ten horizontal lines and a question mark icon in the top right corner.

**It's me
again, God!**

A puzzle-piece shaped writing area with ten horizontal lines and a question mark icon in the top right corner.