



WEEK
ONE
APRIL 2022

SMALL GROUP
PRE-K
STARTER

TODAY'S SUGGESTED SCHEDULE

NOTE: This version of the curriculum is designed especially for churches with fewer leaders and preschoolers. You may want to use it if you have just one or two leaders and if you combine all your preschoolers for both Large and Small Group time.

BIBLE STORY

Our friend Jesus
is always with us.

WALKING ON WATER
MATTHEW 14:22-33

MEMORY VERSE

"I am with you always."

MATTHEW 28:20, NIV

KEY QUESTION

Who wants to be
your friend forever?

BOTTOM LINE

Jesus wants to be
my friend forever.

BASIC TRUTH

Jesus wants to be
my friend forever.

PRELUDE: Setting the tone for the experience

See the Getting Ready pages at the end of this document for a detailed description of what you'll need for today.

In the Prelude folder of your curriculum, you'll find a variety of other resources to help you prepare.

SMALL GROUP

15
MIN

SOCIAL: Providing time for fun interaction

Offer one or more of these activities as preschoolers arrive.
Sink or Float

LARGE GROUP

20
MIN

WORSHIP: Inviting people to respond to God
STORY: Communicating God's truth in engaging ways
"We Are Friends"
Bible Story
Prayer

SMALL GROUP

25
MIN

GROUPS: Creating a safe place to connect

Offer as many of these activities as your time, facilities, resources, and leadership allow.
Jesus Walking Plate
Roll and Walk
Journal and Prayer

HOME: Prompting action beyond the experience

Going Home
Parent Cue Card (*print or email*)
Parent Cue App



WEEK
ONE
APRIL 2022

SMALL GROUP
PRE-K
STARTER

PRELUDE

SOCIAL

WORSHIP

STORY

GROUPS

HOME

PROVIDING TIME FOR FUN INTERACTION
15 MINUTES

MADE TO EXPLORE

an activity that channels a preschooler's innate curiosity into a discussion of the week's crucial concepts



SINK OR FLOAT

WHAT YOU NEED: Polystyrene bowls; small items from around the room; water; and paper towels; Optional large plastic container

WHAT YOU DO:

BEFORE THE ACTIVITY: Fill bowls or container with water and place on the table. Put items on the table for the

children to explore.

DURING THE ACTIVITY: Encourage children to explore and talk about what items sink and which items float. Dry items and hands.

AFTER THE ACTIVITY: Talk about how we'll hear a story about someone who walked on water.

WHAT YOU SAY:

BEFORE THE ACTIVITY: "Hello, friends! I'm so glad to see you today. Join me at the table as we explore items that sink or float."

DURING THE ACTIVITY: "Show us your first item. (Pause.) Do you think it will sink or float? (Pause.) Let's see what happens. (Have child place the item in water.) Wow! Your [item's name] didn't [sink/float]! What next? (Pause.) What do you think will happen with this? Sink or float? (Pause.) Let's see. (Continue with all items. Repeat as many times as desired.) That was a lot of fun! Help me dry everything off and dry your hands."

AFTER THE ACTIVITY: "Today, we'll hear a story about someone who walked on water and didn't sink!"

TRANSITION: Move to Worship and Story by swimming, rowing a boat, and walking. If you walked on water, would you jump and splash or walk gently?

BIBLE STORY

Our friend Jesus
is always with us.

WALKING ON WATER
MATTHEW 14:22-33

MEMORY VERSE

"I am with you always."

MATTHEW 28:20, NIV

KEY QUESTION

Who wants to be
your friend forever?

BOTTOM LINE

Jesus wants to be
my friend forever.

BASIC TRUTH

Jesus wants to be
my friend forever.



WEEK
ONE
APRIL 2022

SMALL GROUP
PRE-K
STARTER

PRELUDE

SOCIAL

WORSHIP

STORY

GROUPS

HOME

CREATING A SAFE PLACE TO CONNECT
25 MINUTES

MADE TO CREATE

an activity that allows preschoolers to review the Bible story, bottom line, or memory verse by creating a craft to take home



JESUS WALKING PLATE

[TALK ABOUT GOD | BIBLE STORY REVIEW]

WHAT YOU NEED: "Standing Jesus" Activity Page; cardstock; scissors; fish stickers; blue paper plates; glue sticks; and a permanent marker

WHAT YOU DO:

BEFORE THE ACTIVITY: Copy "Standing Jesus" on cardstock, cut, and fold; one per child. Write child's name on their plate.

DURING THE ACTIVITY: Have children add fish stickers and glue Jesus to the plate.

AFTER THE ACTIVITY: Review the Bible story.

WHAT YOU SAY:

BEFORE THE ACTIVITY: "Friends, let's make a craft to help us remember that our friend Jesus is always with us."

DURING THE ACTIVITY: "Let's pretend this blue plate is water. What swims in the water? (Pause.) Fish! Add some fish stickers to your plate. (Pause.) In our story, Jesus told the disciples to get in a boat and cross the lake while He went to the mountain to pray. While they were in the boat, the wind began to blow. The wind rocked the boat back and forth. The disciples didn't know what to do. Then they saw something. It looked like someone walking towards them on the water. Who was walking on the water toward them? (Pause.) That's right, it was Jesus! Glue your Jesus to the plate like this. (Demonstrate.) Super!"

AFTER THE ACTIVITY: "The disciples were scared. They had never seen anyone walk on water. But the person said, 'It's me. Don't be afraid.' They were so happy to see it was Jesus. Peter called out and said, 'Jesus, if it's really you, call me out on the water.' And Jesus said, 'Come.' Peter got out of the boat and walked on the water toward Jesus. But when he heard the wind, he got scared and started to sink. Jesus caught him so he wouldn't sink. Then they got back in the boat together. Jesus was with Peter, and Jesus is always with us, too. Jesus wants to be our friend forever. **Who wants to be your friend forever? Jesus wants to be my friend forever.**"

BIBLE STORY

Our friend Jesus is always with us.

WALKING ON WATER
MATTHEW 14:22-33

MEMORY VERSE

"I am with you always."

MATTHEW 28:20, NIV

KEY QUESTION

Who wants to be your friend forever?

BOTTOM LINE

Jesus wants to be my friend forever.

BASIC TRUTH

Jesus wants to be my friend forever.



WEEK
ONE
APRIL 2022

SMALL GROUP
PRE-K
STARTER

PRELUDE

SOCIAL

WORSHIP

STORY

GROUPS

HOME

CREATING A SAFE PLACE TO CONNECT
25 MINUTES

MADE TO MOVE

an activity that uses a preschooler's natural desire to move to help them learn



ROLL AND WALK

[LIVE FOR GOD | APPLICATION ACTIVITY]

WHAT YOU NEED: "Roll and Walk Jesus" Activity Page; cardstock; painter's tape; and a large foam die

WHAT YOU DO:

BEFORE THE ACTIVITY: Copy "Roll and Walk Jesus" on cardstock and tape to the wall at preschooler height.

DURING THE ACTIVITY: Take turns rolling the die and moving that many steps toward Jesus. Children keep rolling and walking until they get to the picture of Jesus on the wall. Go back and repeat as many times as desired.

AFTER THE ACTIVITY: Talk about how Jesus is always with us.

WHAT YOU SAY:

BEFORE THE ACTIVITY: "Hello, friends! Today, we heard a story of how Jesus walked on the water to the disciples. I have a walking game for us to play with this die."

DURING THE ACTIVITY: "There is a picture of Jesus on the wall. Does everyone see Him? (*Point to the picture of Jesus.*) We'll take turns rolling this die, and whatever number it lands on, that's how many steps we will take to get to Jesus. (*Give the die to a child to roll.*) How many steps do we get to take? Let's count the dots together. (*Count out loud as you touch each dot.*) Wow! Everybody take [number] steps to Jesus. (*Count the steps aloud.*) Let's roll the die again. (*Give the die to another child to roll.*) How many steps do we take this time? (*Continue, allowing a different child to roll each time. Repeat as desired.*) Great job of rolling and walking!"

AFTER THE ACTIVITY: "Jesus was with Peter and the disciples, and Jesus is always with us, too. Jesus wants to be our friend forever. **Who wants to be your friend forever? Jesus wants to be my friend forever.**"

BIBLE STORY

Our friend Jesus is always with us.

WALKING ON WATER
MATTHEW 14:22-33

MEMORY VERSE

"I am with you always."

MATTHEW 28:20, NIV

KEY QUESTION

Who wants to be your friend forever?

BOTTOM LINE

Jesus wants to be my friend forever.

BASIC TRUTH

Jesus wants to be my friend forever.



WEEK
ONE
APRIL 2022

SMALL GROUP
PRE-K
STARTER

PRELUDE

SOCIAL

WORSHIP

STORY

GROUPS

HOME

CREATING A SAFE PLACE TO CONNECT
25 MINUTES

MADE TO REFLECT

an activity that encourages personal application and prayer



JOURNAL AND PRAYER

[PRAY TO GOD | PRAYER ACTIVITY]

WHAT YOU NEED: Paperclipped "Memory Verse Card" in your Bible at Matthew 28:20; journal; and a fun-shaped pen

SMALL GROUP LEADER (SGL): "It's Small Group time!

Today, we'll pretend to walk in water puddles while we go to our Small Group spot. Stand up, do what I do, and follow me! (Pretend to walk and splash in water puddles as you lead the children to your Small Group spot.) And one last splash! (Jump.) That was fun! Now, let's sit down so we can talk about today's Bible story. One, two, three, sit down with me! (Open the Bible and lay it in front of the children.)

"In today's Bible story, Jesus did something that only He can do. Jesus walked on water! And because Jesus can walk on water, He can always be with us AND be our friend forever. **Who wants to be your friend forever?**"

CHILDREN AND SGL: "Jesus wants to be my friend forever!"

SGL: "That's right! And the Bible verse we'll learn will remind us that Jesus is always with us. It says . . . (Turn the pages of your Bible to the Memory Verse Card.) 'I am with you always,' Matthew 28:20. (Close Bible and lay it down.)

"Jesus said those words! Jesus said, 'I am with you always.' Let's stand up and say those words together with these motions I'll teach you. Just say what I say and do what I do."

CHILDREN AND SGL: "'I am (point up) with you (thumbs to chest) always,' (spread arms out) Matthew 28:20." (Open hand like a book.)

(Repeat the verse with motions a few times.)

SGL: "Yay! You did a wonderful job of saying that Bible verse and doing the motions! (Give two thumbs-up.) Now let's sit down so we can write in our prayer journal and talk to God. (Hold journal and fun-shaped pen.)

"Today, we'll make a list of our friends. Then when we pray, we can thank God for our friends. When I say your name, tell me the name of one of your friends. (Say each child's name as you write it down. Write down what they say beside their names. Remember to print so the children can recognize their names and the letters.)

"This is a great list. I will add just one more name. He is the best friend we will ever have, and He is always with us. His name is . . . (say the letters as you write them) J-E-S-U-S! JESUS! (Show the children the prayer journal.)

BIBLE STORY

Our friend Jesus
is always with us.

WALKING ON WATER
MATTHEW 14:22-33

MEMORY VERSE

"I am with you always."

MATTHEW 28:20, NIV

KEY QUESTION

Who wants to be
your friend forever?

BOTTOM LINE

Jesus wants to be
my friend forever.

BASIC TRUTH

Jesus wants to be
my friend forever.



WEEK
ONE
APRIL 2022

SMALL GROUP
PRE-K
STARTER

PRELUDE

SOCIAL

WORSHIP

STORY

GROUPS

HOME

CREATING A SAFE PLACE TO CONNECT
25 MINUTES

(JOURNAL AND PRAYER, CONTINUED)

"Now we're ready to pray. Would anyone like to pray before I pray?"

(Give each child who wants to pray the opportunity to do so.)

PRAYER

SGL: "Dear God, thank You for our friends. Thank You for [child's name]'s friend, [friend's name] and thank You for [child's name]'s friend, [friend's name] . . . *(continue with each child and their friend's name)*. Most of all, thank You for sending Jesus to be our friend forever. Jesus truly is the best friend EVER. We love You, God. In Jesus' name, amen."



WEEK
ONE
APRIL 2022

SMALL GROUP
PRE-K
STARTER

PRELUDE

SOCIAL

WORSHIP

STORY

GROUPS

HOME

GETTING READY

HERE'S EVERYTHING YOU NEED TO KNOW TO GET READY FOR THIS WEEK

SOCIAL: PROVIDING TIME FOR FUN INTERACTION (15 MINUTES)

Activities that encourage preschoolers to enter the classroom and begin engaging with peers and Small Group Leaders by providing age appropriate and hands on fun while introducing new concepts they will hear in the day's Bible story.

Prepare to offer one or more of the following activities as Your 3-, 4-, or 5-year-olds arrive. Let one or two teachers lead activities in different areas of the room while another teacher greets parents and kids at the door.

SINK OR FLOAT

Made to Explore: An activity that channels a preschooler's innate curiosity into a discussion of the week's crucial concepts

WHAT YOU NEED:

- Polystyrene bowls
- Small items from around the room that will either sink or float
- Water
- Paper towels
- Optional large plastic container instead of bowls

WHAT YOU DO:

- Fill bowls or container with water and place on the table.
- Put items on the table for the children to explore.

GROUPS: CREATING A SAFE PLACE TO CONNECT (25 MINUTES)

Create a safe place to connect through activities that are written to reach every learning style while reinforcing the Bottom Line that was introduced during the Bible Story and applying it to real life experiences. In addition, these activities provide preschoolers with an opportunity to build relationships with their Small Group Leader.

Offer as many of the following activities as your time, facilities, resources, and leadership allow. You may want to lead one activity at a time. Or, offer two activities at once and allow half the kids to participate in each. Then switch groups and repeat the activities.

JESUS WALKING PLATE

[TALK ABOUT GOD | BIBLE STORY REVIEW]

Made to Create: An activity that allows preschoolers to review the Bible story, Bottom Line, or memory verse by creating a craft

WHAT YOU NEED:

- "Standing Jesus" Activity Page
- Cardstock
- Scissors
- Fish stickers
- Blue paper plates—one per child
- Glue sticks
- Permanent marker

WHAT YOU DO:

- Copy "Standing Jesus" on cardstock, cut, and fold, one per child.
- Write child's name on their plate.

ROLL AND WALK

[LIVE FOR GOD | APPLICATION ACTIVITY]

Made to Move: An activity that uses a preschooler's natural desire to move to help them learn

WHAT YOU NEED:

- "Roll and Walk Jesus" Activity Page
- Cardstock
- Painter's tape
- Large foam die

WHAT YOU DO:

- Copy "Roll and Walk Jesus" on cardstock and tape to the wall at preschooler height.

JOURNAL AND PRAYER

[PRAY TO GOD | PRAYER ACTIVITY]

Made to Reflect: An activity that encourages personal application and prayer

WHAT YOU NEED:

- Paperclip "Memory Verse Card" in your Bible at Matthew 28:20, NIV.
- Journal
- Fun-shaped pen



WEEK
ONE
APRIL 2022

SMALL GROUP
PRE-K
STARTER

PRELUDE

SOCIAL

WORSHIP

STORY

GROUPS

HOME

GETTING READY

HERE'S EVERYTHING YOU NEED TO KNOW TO GET READY FOR THIS WEEK

HOME: PROMPTING ACTION BEYOND THE EXPERIENCE

- Make copies on cardstock or email this week's Parent Cue card.
- Copy "Going Home" and hang on the door where Small Group Leaders can reference and remind parents of the Bottom Line and Memory Verse as parents pick up their children.
- Tell parents about our additional family resource, the **Parent Cue app**.

FIRST LOOK PINTEREST PAGE

Visit our Pinterest page to see craft samples and suggested supplies. <https://bit.ly/FirstLookPinterest>



Jesus wants to be my friend forever.
Walking On Water • Matthew 14:22-33



Jesus wants to be my friend forever.
Walking On Water • Matthew 14:22-33



Jesus wants to be my friend forever.
Walking On Water • Matthew 14:22-33



Jesus wants to be my friend forever.
Walking On Water • Matthew 14:22-33



Jesus wants to be my friend forever.
Walking On Water • Matthew 14:22-33



Jesus wants to be my friend forever.
Walking On Water • Matthew 14:22-33



Jesus wants to be my friend forever.
Walking On Water • Matthew 14:22-33



Jesus wants to be my friend forever.
Walking On Water • Matthew 14:22-33



Jesus wants to be my friend forever.
Walking On Water • Matthew 14:22-33



Jesus wants to be my friend forever.
Walking On Water • Matthew 14:22-33



Jesus wants to be my friend forever.
Walking On Water • Matthew 14:22-33



Jesus wants to be my friend forever.
Walking On Water • Matthew 14:22-33





Memory Verse **April 2022**

"I am with you always."

Matthew 28:20, NIV

"I am
(Point up.)

with you
(Thumbs to chest.)

always."
(Spread arms out.)

Matthew 28:20
(Open hands like a book.)

Memory Verse **April 2022**

"I am with you always."

Matthew 28:20, NIV

"I am
(Point up.)

with you
(Thumbs to chest.)

always."
(Spread arms out.)

Matthew 28:20
(Open hands like a book.)

Memory Verse **April 2022**

"I am with you always."

Matthew 28:20, NIV

"I am
(Point up.)

with you
(Thumbs to chest.)

always."
(Spread arms out.)

Matthew 28:20
(Open hands like a book.)

Memory Verse **April 2022**

"I am with you always."

Matthew 28:20, NIV

"I am
(Point up.)

with you
(Thumbs to chest.)

always."
(Spread arms out.)

Matthew 28:20
(Open hands like a book.)



WEEK
TWO
APRIL 2022

SMALL GROUP
PRE-K
STARTER

TODAY'S SUGGESTED SCHEDULE

NOTE: This version of the curriculum is designed especially for churches with fewer leaders and preschoolers. You may want to use it if you have just one or two leaders and if you combine all your preschoolers for both Large and Small Group time.

BIBLE STORY

We celebrate our friend, Jesus.

PALM SUNDAY
MATTHEW 21:1-11, 15-16

MEMORY VERSE

"I am with you always."

MATTHEW 28:20, NIV

KEY QUESTION

Who wants to be your friend forever?

BOTTOM LINE

Jesus wants to be my friend forever.

BASIC TRUTH

Jesus wants to be my friend forever.

PRELUDE: Setting the tone for the experience

See the Getting Ready pages at the end of this document for a detailed description of what you'll need for today.

In the Prelude folder of your curriculum, you'll find a variety of other resources to help you prepare.

SMALL GROUP

15
MIN

SOCIAL: Providing time for fun interaction

Offer one or more of these activities as preschoolers arrive.
Celebration Dance Party

LARGE GROUP

20
MIN

WORSHIP: Inviting people to respond to God
STORY: Communicating God's truth in engaging ways
"We Are Friends"
Bible Story
Prayer

SMALL GROUP

25
MIN

GROUPS: Creating a safe place to connect

Offer as many of these activities as your time, facilities, resources, and leadership allow.
Make a Path
Palm Leaf Fill-In
Journal and Prayer

HOME: Prompting action beyond the experience

Going Home
Parent Cue Card (print or email)
Parent Cue App



WEEK
TWO
APRIL 2022

SMALL GROUP
PRE-K
STARTER

PRELUDE

SOCIAL

WORSHIP

STORY

GROUPS

HOME

PROVIDING TIME FOR FUN INTERACTION
15 MINUTES

MADE TO MOVE

an activity that uses a preschooler's natural desire to move to help them learn



CELEBRATION DANCE PARTY

WHAT YOU NEED: Music player; this month's music, "We Are Friends;" small paper cups; and confetti or pom poms

WHAT YOU DO:

BEFORE THE ACTIVITY: Cue this month's music to play on a loop. Fill cups with confetti or pom poms.

BIBLE STORY

We celebrate our friend, Jesus.

PALM SUNDAY
MATTHEW 21:1-11, 15-16

DURING THE ACTIVITY: Give each child a cup as they enter the room and have them dance to the music. Count to three and throw the confetti. Collect and repeat as many times as desired.

AFTER THE ACTIVITY: Talk about how we'll hear a story about a big celebration.

WHAT YOU SAY:

BEFORE THE ACTIVITY: "Hello, friends! Take a cup and dance on into the room."

DURING THE ACTIVITY: "Hold on to your cup and dance! *(Pause.)* I'll count down from three, and when I get to one, I want you to throw your [confetti/pom poms]! Three, two, one! *(Pause.)* Woo-hoo! What a celebration! Pick up your confetti and let's dance some more. *(Pause.)* Three, two, one! *(Pause.)* Awesome! *(Repeat as many times as desired.)* Sit where you are in the celebration confetti."

AFTER THE ACTIVITY: "Today in our Bible story, we'll hear about a big celebration."

TRANSITION: Move to Worship and Story by marching and counting to three then jumping. Repeat until you get to your story area.

MEMORY VERSE

"I am with you always."

MATTHEW 28:20, NIV

KEY QUESTION

Who wants to be your friend forever?

BOTTOM LINE

Jesus wants to be my friend forever.

BASIC TRUTH

Jesus wants to be my friend forever.



WEEK
TWO
APRIL 2022

SMALL GROUP
PRE-K
STARTER

PRELUDE

SOCIAL

WORSHIP

STORY

GROUPS

HOME

CREATING A SAFE PLACE TO CONNECT
25 MINUTES

MADE TO PLAY

an activity that encourages preschoolers to follow guidelines while having fun and learning new concepts



MAKE A PATH

[TALK ABOUT GOD | BIBLE STORY REVIEW]

WHAT YOU NEED: "Folding Donkey" Activity Page, cardstock, scissors, green tissue paper; and fabric scraps

WHAT YOU DO:

BEFORE THE ACTIVITY: Copy "Folding Donkey" on cardstock and cut and fold; one per activity. Cut tissue

into smaller pieces for children to tear. Cut fabric scraps into small pieces for "coats."

DURING THE ACTIVITY: Have children tear the tissue into small pieces and make a path on the table with the tissue paper and the fabric scraps. Act-out the story as the children take turns moving the donkey down the path. Everyone yells, "Hosanna!"

AFTER THE ACTIVITY: Review the Bible story.

BIBLE STORY

We celebrate our friend, Jesus.

PALM SUNDAY
MATTHEW 21:1-11, 15-16

MEMORY VERSE

"I am with you always."

MATTHEW 28:20, NIV

KEY QUESTION

Who wants to be your friend forever?

BOTTOM LINE

Jesus wants to be my friend forever.

BASIC TRUTH

Jesus wants to be my friend forever.

WHAT YOU SAY:

BEFORE THE ACTIVITY: "Friends, come over and help me act-out today's story."

DURING THE ACTIVITY: "Can you help me tear the tissue into smaller pieces? (Pause.) Great job! We can use this for the palm branches and these fabric scraps for the coats. In our story, we learned that someone special was coming to town. Do you remember who that special person was? (Pause.) That's right! Jesus was coming to town! The people of Jerusalem knew that Jesus was very special, so they wanted to do something special for Jesus."

"They covered a path with palm branches and their coats. Let's make a path down the middle of the table with the branches and coats. (Pause.) Very nice! You worked together to make a special path. Now Jesus didn't walk in to town. He rode on a donkey. (Put the paper donkey on the table.) Take turns walking the donkey two steps like this. (Demonstrate.) Walk the donkey all the way down the path. As we move the donkey, shout, 'Hosanna!' (Pause.) That was amazing! Imagine how exciting it would be to see Jesus riding past you on a path you made for Him!"

AFTER THE ACTIVITY: "Everyone cheered and celebrated Jesus because they knew He was special. Say it with me one more time. Hosanna, Hosanna, Yay, Jesus! (Repeat.) Jesus is such a special friend! Jesus wants to be your friend forever! **Who wants to be your friend forever? Jesus wants to be my friend forever.**"



WEEK
TWO
APRIL 2022

SMALL GROUP
PRE-K
STARTER

PRELUDE

SOCIAL

WORSHIP

STORY

GROUPS

HOME

CREATING A SAFE PLACE TO CONNECT
25 MINUTES

MADE TO CREATE

an activity that allows preschoolers to review the Bible story, bottom line, or memory verse by creating a craft to take home



PALM BRANCH FILL-IN

[LIVE FOR GOD | APPLICATION ACTIVITY]

WHAT YOU NEED: "Palm Branch Fill-In" Activity Page; cardstock; green dot markers; scissors; green smoothie straws; tape; and a marker

Option: Use crayons instead of dot markers if they will be holding paper and not straws.

BIBLE STORY

We celebrate our friend, Jesus.

PALM SUNDAY
MATTHEW 21:1-11, 15-16

MEMORY VERSE

"I am with you always."

MATTHEW 28:20, NIV

KEY QUESTION

Who wants to be your friend forever?

BOTTOM LINE

Jesus wants to be my friend forever.

BASIC TRUTH

Jesus wants to be my friend forever.

WHAT YOU DO:

BEFORE THE ACTIVITY: Copy "Palm Branch Fill-In" on cardstock and cut, one per child. Write child's name on the back of their paper.

DURING THE ACTIVITY: Have children fill in their palm branch with the dot markers then tape a straw to the back. Have children wave their palm branch as you review the Bible story.

AFTER THE ACTIVITY: Review the Bible story.

WHAT YOU SAY:

BEFORE THE ACTIVITY: "Come sit at the table. I have a palm branch craft for us to make. When we are finished with them, we can use them to help us retell our Bible story."

DURING THE ACTIVITY: "Jesus was coming to town, and everyone was so excited! They wanted to do something special for Jesus. They pulled off palm branches to make a path and wave as Jesus passed by. We'll make a paper palm branch today. Use the dot marker to fill yours in. (Pause.) These look great! Now let me help you add a straw to the back to hold it. (Tape the straw to the back, leaving enough at the end to grasp. Use a lot of tape to secure it.) Everyone, hold up your palm branch and wave them with me. (Pause.) Now wave them and shout, 'Hosanna, Hosanna! Yay, Jesus!' (Repeat.) Awesome! Hold on to them, and we'll retell today's Bible story with them."

AFTER THE ACTIVITY: "One day in the city of Jerusalem, someone special came to town—Jesus! Everyone was so excited. They had heard that Jesus was a good friend and had done amazing things like stopping a storm, making sick people better, and feeding a lot of people with just a little bit of food. They wanted to do something special to celebrate Him. Some people got palm branches. Wave your palm branches. And some people took off their coats and laid them on the ground to make a special path."

"Jesus rode through town on a donkey while people waved their palm branches and shouted 'Hosanna, Hosanna! Yay, Jesus!' Wave your branches and say that with me. Hosanna, Hosanna! Yay, Jesus! Again. Hosanna, Hosanna! Yay, Jesus! The people celebrated Jesus because they knew He was special. Jesus is such a special friend. Jesus wants to be your friend forever! **Who wants to be your friend forever? Jesus wants to be my friend forever.**"



WEEK
TWO
APRIL 2022

SMALL GROUP
PRE-K
STARTER

PRELUDE

SOCIAL

WORSHIP

STORY

GROUPS

HOME

CREATING A SAFE PLACE TO CONNECT
25 MINUTES

MADE TO REFLECT

an activity that encourages personal application and prayer



JOURNAL AND PRAYER

[PRAY TO GOD | PRAYER ACTIVITY]

WHAT YOU NEED: Paperclipped "Memory Verse Card" in your Bible at Matthew 28:20; journal; fun-shaped pen; and red heart stickers

SMALL GROUP LEADER (SGL): "It's Small Group time!

Today, we'll wave our hands like palm branches and shout

'Hosanna' for Jesus! Get your hands ready and follow me! (*Wave your hands in the air and say, "Hosanna! Hosanna! Yay, Jesus!" as you lead the children to your Small Group spot.*)

"One more time! Hosanna! Hosanna! Yay, Jesus! (*Clap for a few seconds.*) Now let's sit down so we can talk about today's Bible story. One, two, three, sit down with me! (*Open the Bible and lay it in front of the children.*)

"The people in our Bible story did what we just did when they heard Jesus was coming. They spread their coats on the road, waved palm branches in the air, and shouted 'Hosanna! Hosanna! Yay, Jesus!' They were SO excited to see Jesus because they had heard all of the amazing things Jesus had done. He wanted to be everyone's friend. It's true! Jesus wants to be everyone's friend forever!

"That's why, when I ask you '**Who wants to be your friend forever?**', you say '**Jesus wants to be my friend forever!**' **Who wants to be your friend forever?**"

CHILDREN AND SGL: "Jesus wants to be my friend forever!"

SGL: "Again! Who wants to be your friend forever?"

CHILDREN AND SGL: "Jesus wants to be my friend forever!"

SGL: "He sure does! When Jesus is our friend forever, He can always be with us. And the Bible verse we're learning will help us remember that Jesus is always with us. It says . . . (*Turn the pages of your Bible to the Memory Verse Card.*) 'I am with you always,' Matthew 28:20. (*Close Bible and lay it down.*)

"Wow! Jesus said that! Let's stand up and say that together with these motions I'll teach you. Just say what I say and do what I do."

CHILDREN AND SGL: "'I am (*point up*) with you (*thumbs to chest*) always,' (*spread arms out*) Matthew 28:20." (*Open hand like a book.*)

(*Repeat the verse with motions a few times.*)

BIBLE STORY

We celebrate our friend, Jesus.

PALM SUNDAY

MATTHEW 21:1-11, 15-16

MEMORY VERSE

"I am with you always."

MATTHEW 28:20, NIV

KEY QUESTION

Who wants to be your friend forever?

BOTTOM LINE

Jesus wants to be my friend forever.

BASIC TRUTH

Jesus wants to be my friend forever.



WEEK
TWO
APRIL 2022

SMALL GROUP
PRE-K
STARTER

PRELUDE

SOCIAL

WORSHIP

STORY

GROUPS

HOME

CREATING A SAFE PLACE TO CONNECT
25 MINUTES

(JOURNAL AND PRAYER, CONTINUED)

SGL: "Thank you for saying that with me. It's so special to know that Jesus is always with us. Now let's sit down so we can write in our prayer journal and talk to God. (*Hold journal and fun-shaped pen.*)

"Since today is all about celebrating our friend Jesus, we'll do something special in our prayer journal to show Jesus we love Him.

"I will write JESUS in our prayer journal like this. (*Write JESUS across the page in big letters.*) See? (*Point to the letters as you say them.*) J – E – S – U – S! And now, when I say your name, I will give you a heart sticker to put around Jesus' name. Listen for your name! (*Say each child's name, give them a heart sticker, and encourage them to put the heart around JESUS in your journal.*)

"Look at all of the hearts! What a wonderful way to celebrate our friend, Jesus. Would anyone like to pray and thank God for Jesus before I pray?"

(*Give each child who wants to pray the opportunity to do so.*)

PRAYER

SGL: "Dear God, thank You for sending Your Son, Jesus, to be our friend forever. He is so kind and teaches us how to love everyone. And He can do amazing things that only He can do! Jesus is SO worth celebrating! We love You, God. In Jesus' name, amen."



WEEK
TWO
APRIL 2022

SMALL GROUP
PRE-K
STARTER

PRELUDE

SOCIAL

WORSHIP

STORY

GROUPS

HOME

GETTING READY

HERE'S EVERYTHING YOU NEED TO KNOW TO GET READY FOR THIS WEEK

SOCIAL: PROVIDING TIME FOR FUN INTERACTION (15 MINUTES)

Activities that encourage preschoolers to enter the classroom and begin engaging with peers and Small Group Leaders by providing age appropriate and hands on fun while introducing new concepts they will hear in the day's Bible story.

Prepare to offer one or more of the following activities as Your 3-, 4-, or 5-year-olds arrive. Let one or two teachers lead activities in different areas of the room while another teacher greets parents and kids at the door.

CELEBRATION DANCE PARTY

Made to Move: An activity that uses a preschooler's natural desire to move to help them learn

WHAT YOU NEED:

- Music player
- This month's music, "We Are Friends" (available in monthly files)
- Small paper cups—one per child
- Confetti or pom poms

WHAT YOU DO:

- Cue "We Are Friends" to play in a loop.
- Fill cups with confetti or pom poms.

GROUPS: CREATING A SAFE PLACE TO CONNECT (25 MINUTES)

Create a safe place to connect through activities that are written to reach every learning style while reinforcing the Bottom Line that was introduced during the Bible Story and applying it to real life experiences. In addition, these activities provide preschoolers with an opportunity to build relationships with their Small Group Leader.

Offer as many of the following activities as your time, facilities, resources, and leadership allow. You may want to lead one activity at a time. Or, offer two activities at once and allow half the kids to participate in each. Then switch groups and repeat the activities.

MAKE A PATH

[TALK ABOUT GOD | BIBLE STORY REVIEW]

Made to Play: An activity that encourages preschoolers to follow guidelines while having fun and learning new concepts

WHAT YOU NEED:

- "Folding Donkey" Activity Page
- Cardstock
- Scissors
- Green tissue paper
- Fabric scraps

WHAT YOU DO:

- Copy "Folding Donkey" on cardstock, cut, and fold; one per activity.
- Cut tissue into smaller pieces for children to tear.
- Cut fabric scraps into small pieces for "coats."

PALM LEAF FILL-IN

[LIVE FOR GOD | APPLICATION ACTIVITY]

Made to Create: An activity that allows preschoolers to review the Bible story, Bottom Line, or memory verse by creating a craft

WHAT YOU NEED:

- "Palm Leaf Fill-In" Activity Page
- Cardstock
- Green dot markers
- Scissors
- Green smoothie straws—one per child
- Tape
- Marker
- Option: Crayons

WHAT YOU DO:

- Copy "Palm Leaf Fill-In" on cardstock and cut, one per child.
- Write child's name on the back of their paper.



WEEK
TWO
APRIL 2022

SMALL GROUP
PRE-K
STARTER

PRELUDE

SOCIAL

WORSHIP

STORY

GROUPS

HOME

GETTING READY

HERE'S EVERYTHING YOU NEED TO KNOW TO GET READY FOR THIS WEEK

JOURNAL AND PRAYER

[PRAY TO GOD | PRAYER ACTIVITY]

Made to Reflect: An activity that encourages personal application and prayer

WHAT YOU NEED:

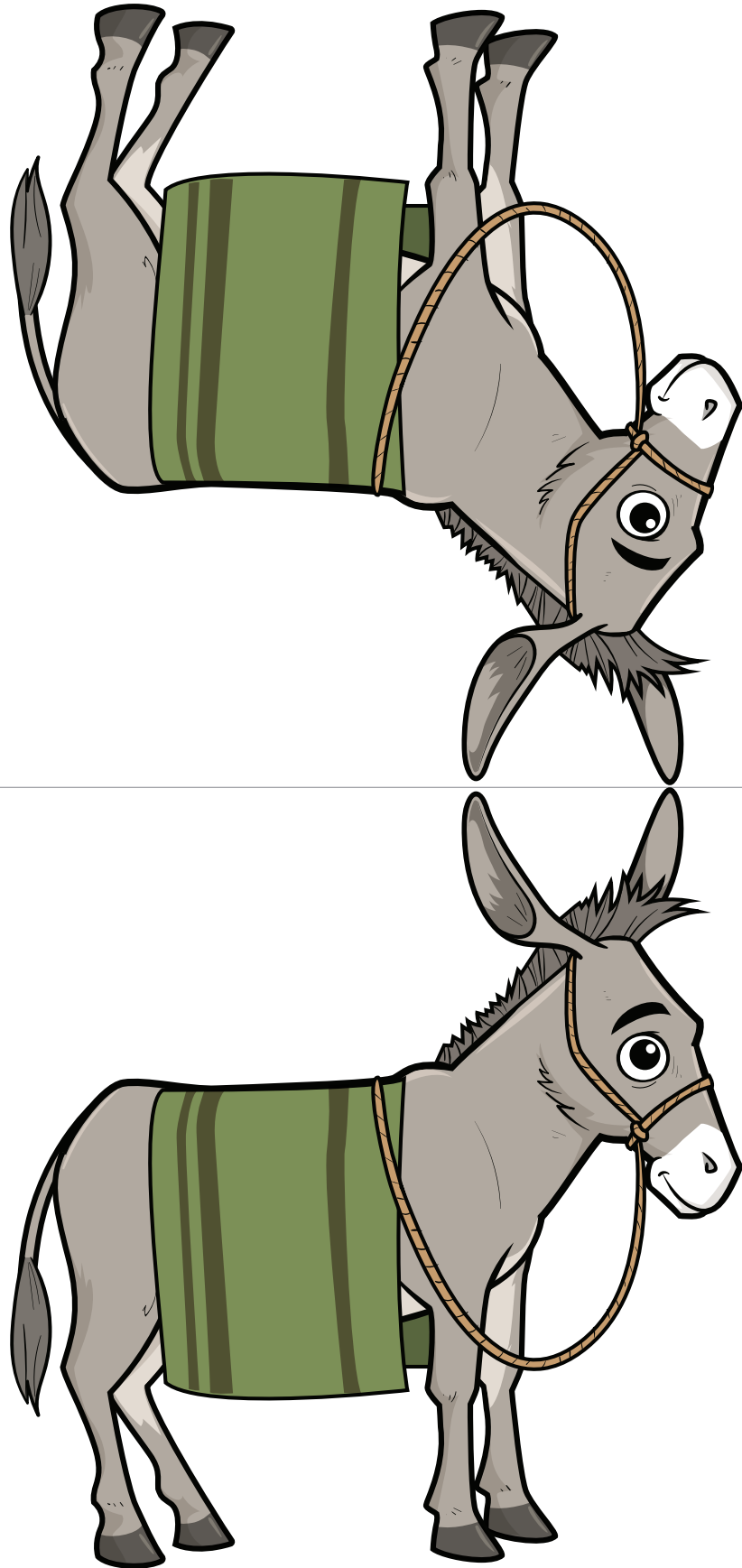
- Paperclip "Memory Verse Card" in your Bible at Matthew 28:20, NIV.
- Journal
- Fun-shaped pen
- Red heart stickers

HOME: PROMPTING ACTION BEYOND THE EXPERIENCE

- Make copies on cardstock or email this week's Parent Cue card.
- Copy "Going Home" and hang on the door where Small Group Leaders can reference and remind parents of the Bottom Line and Memory Verse as parents pick up their children.
- Tell parents about our additional family resource, the **Parent Cue app**.

FIRST LOOK PINTEREST PAGE

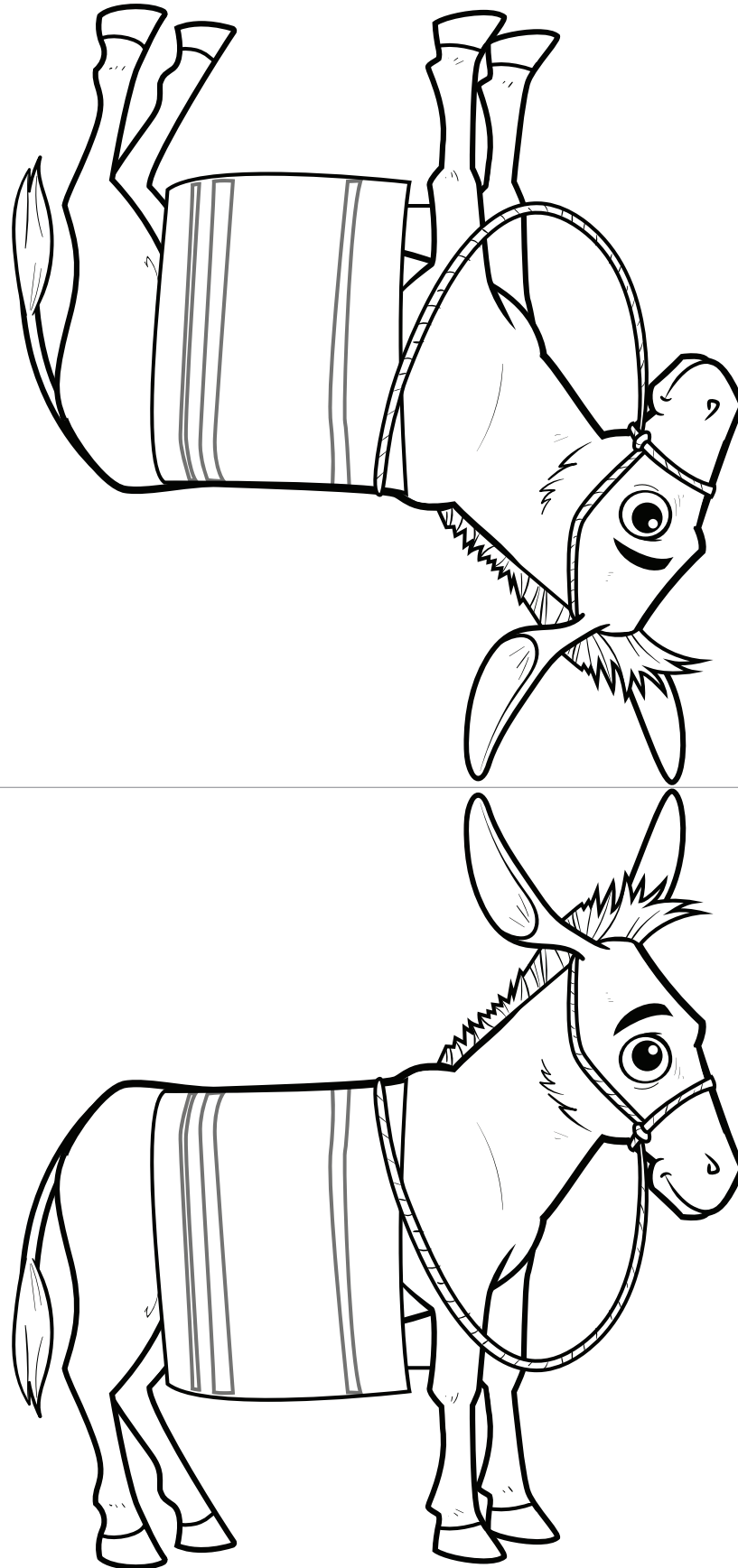
Visit our Pinterest page to see craft samples and suggested supplies. <https://bit.ly/FirstLookPinterest>




Folding Donkey • Color • Make a Path • April Week 2

Copy on cardstock and fold on line. One per activity.

CURRICULUM FOR PRESCHOOLERS • ©2022 The reThink Group. All rights reserved. • www.ThinkOrange.com





**Jesus wants to
be my friend forever.**

Palm Sunday • *Matthew 21:1-11, 15-16*



WEEK
THREE
APRIL 2022

SMALL GROUP
PRE-K
STARTER

TODAY'S SUGGESTED SCHEDULE

NOTE: This version of the curriculum is designed especially for churches with fewer leaders and preschoolers. You may want to use it if you have just one or two leaders and if you combine all your preschoolers for both Large and Small Group time.

BIBLE STORY

Our friend Jesus is alive!

EASTER
MATTHEW 26:21-30;
27:1-2; 28:1-7

MEMORY VERSE

"I am with you always."

MATTHEW 28:20, NIV

KEY QUESTION

Who wants to be
your friend forever?

BOTTOM LINE

Jesus wants to be
my friend forever.

BASIC TRUTH

Jesus wants to be
my friend forever.

PRELUDE: Setting the tone for the experience

See the Getting Ready pages at the end of this document for a detailed description of what you'll need for today.

In the Prelude folder of your curriculum, you'll find a variety of other resources to help you prepare.

SMALL GROUP

15
MIN

SOCIAL: Providing time for fun interaction

Offer one or more of these activities as preschoolers arrive.
Stones and Jesus

LARGE GROUP

20
MIN

WORSHIP: Inviting people to respond to God
STORY: Communicating God's truth in engaging ways
"We Are Friends"
Bible Story
Prayer

SMALL GROUP

25
MIN

GROUPS: Creating a safe place to connect

Offer as many of these activities as your time, facilities, resources, and leadership allow.
Easter Sequencing
Jesus Is Alive Lift the Flap
Journal and Prayer

HOME: Prompting action beyond the experience

Going Home
Parent Cue Card (print or email)
Parent Cue App



WEEK
THREE
APRIL 2022

SMALL GROUP
PRE-K
STARTER

PRELUDE

SOCIAL

WORSHIP

STORY

GROUPS

HOME

PROVIDING TIME FOR FUN INTERACTION
15 MINUTES

MADE TO MOVE

an activity that uses a preschooler's natural desire to move to help them learn



STONES AND JESUS

WHAT YOU NEED: "Stones and Jesus" Activity Page; cardstock; tape; music player; and this month's music, "We Are Friends"

WHAT YOU DO:

BEFORE THE ACTIVITY: Copy "Stones and Jesus" on cardstock; at least one page per child. Alternate the pictures in a circle on the floor then tape them. Cue music.

DURING THE ACTIVITY: Walk around the circle while the music plays. When the music stops, children stop on a picture. If they stop on Jesus, they say, "Jesus is alive!" Repeat as many times as desired.

AFTER THE ACTIVITY: Talk about how we're celebrating Jesus today.

WHAT YOU SAY:

BEFORE THE ACTIVITY: "Come to the circle, friends! Look at the pictures. What do you see? (Pause.) That's right! Stones and Jesus! Find a picture to stand on, and I'll tell you about the game we'll play today."

DURING THE ACTIVITY: "When the music plays, I want you to walk around the circle following [child's name]. Let's make sure everyone is facing the right way to follow [child's name]. Let's get moving! (Start the music.) Keep moving around the circle and step on one picture at a time. (Stop the music.) Freeze on the picture you're stepping on. (Pause.) Look down at your picture. (Pause.) If you're standing on a picture of Jesus, say, 'Jesus is alive!' (Repeat.) Super-duper! (Start the music.) Let's get moving! (Repeat as many times as desired.) That was so much fun! Everybody sit down where you are."

AFTER THE ACTIVITY: "Today is Easter, and we're celebrating that Jesus is alive! I can't wait to hear the story!"

TRANSITION: Move to Worship and Story by taking one big step for each word as you say, "Jesus is alive!" Then freeze and say, "YAY!" For example, "Jesus (big step) is (big step) alive (big step). Yay!" Repeat as many times as it takes to get to your story area.

BIBLE STORY

Our friend Jesus is alive!

EASTER

MATTHEW 26:21-30;
27:1-2; 28:1-7

MEMORY VERSE

"I am with you always."

MATTHEW 28:20, NIV

KEY QUESTION

Who wants to be
your friend forever?

BOTTOM LINE

Jesus wants to be
my friend forever.

BASIC TRUTH

Jesus wants to be
my friend forever.



WEEK
THREE
APRIL 2022

SMALL GROUP
PRE-K
STARTER

PRELUDE

SOCIAL

WORSHIP

STORY

GROUPS

HOME

CREATING A SAFE PLACE TO CONNECT
25 MINUTES

MADE TO PLAY

an activity that encourages preschoolers to follow guidelines while having fun and learning new concepts



EASTER SEQUENCING

[TALK ABOUT GOD | BIBLE STORY REVIEW]

WHAT YOU NEED: "Easter Sequencing" Activity Page and cardstock

WHAT YOU DO:

BEFORE THE ACTIVITY: Copy "Easter Sequencing" on cardstock; one set per activity.

BIBLE STORY

Our friend Jesus is alive!

EASTER
MATTHEW 26:21-30;
27:1-2; 28:1-7

DURING THE ACTIVITY: Review the Bible story while putting the story cards in order.

AFTER THE ACTIVITY: Talk about how Jesus wants to be your friend forever.

WHAT YOU SAY:

BEFORE THE ACTIVITY: "Happy Easter everyone! I'm so glad you're here! Sit down, and let's put these pictures in the right order as we retell the Bible story."

DURING THE ACTIVITY: "The true story of Easter starts with God's love for us. God loves us so much that He sent Jesus to be our friend forever. Which of these pictures do you think shows God's love? (Pause.) The heart, because hearts mean love. Good job. One night, Jesus was having dinner with His friends, the disciples. He told them that He had to go away but would come back. What picture do you think shows this? (Pause.) Good job! It's the picture of Jesus and the disciples eating together. Put this picture right next to the picture of the heart. (Pause.)"

"After they ate, Jesus went to the garden to pray. That is when angry people took Jesus and hurt Him so badly that He died. Jesus' friends buried Him in a tomb, and a stone was rolled in front of it. What picture comes next? (Pause.) The picture of the tomb. Put that picture next to the picture of Jesus and the disciples. (Pause.) Jesus' friends were very sad because their friend Jesus was gone. Do you see a picture of sad men and women? (Pause.) Yes! There they are. Put that picture next to the tomb. (Pause.) Then, day one, day two, day three—Jesus is alive! Jesus came back, just like He said He would! That leaves our last picture. It's the empty tomb. Put this at the end of the picture line. (Pause.) Great job of helping me retell the Bible story with these pictures."

AFTER THE ACTIVITY: "Jesus came back, just like He said He would. Jesus is alive! That's the best news ever! Jesus is alive, and that's the reason we celebrate Easter. Jesus wants to be our friend forever.

Who wants to be your friend forever? Jesus wants to be my friend forever."

MEMORY VERSE

"I am with you always."

MATTHEW 28:20, NIV

KEY QUESTION

Who wants to be your friend forever?

BOTTOM LINE

Jesus wants to be my friend forever.

BASIC TRUTH

Jesus wants to be my friend forever.



WEEK
THREE
APRIL 2022

SMALL GROUP
PRE-K
STARTER

PRELUDE

SOCIAL

WORSHIP

STORY

GROUPS

HOME

CREATING A SAFE PLACE TO CONNECT
25 MINUTES

MADE TO CREATE

an activity that allows preschoolers to review the Bible story, bottom line, or memory verse by creating a craft to take home



JESUS IS ALIVE LIFT THE FLAP

[LIVE FOR GOD | APPLICATION ACTIVITY]

WHAT YOU NEED: "Jesus Is Alive Lift the Flap" and "Lift the Flap Label" Activity Pages; cardstock; Avery® #22807 labels or equivalent; washable inkpads in various colors; gray or brown dot markers; hand wipes; scissors; and a marker

BIBLE STORY

Our friend Jesus is alive!

EASTER

MATTHEW 26:21-30;
27:1-2; 28:1-7

MEMORY VERSE

"I am with you always."

MATTHEW 28:20, NIV

KEY QUESTION

Who wants to be
your friend forever?

BOTTOM LINE

Jesus wants to be
my friend forever.

BASIC TRUTH

Jesus wants to be
my friend forever.

WHAT YOU DO:

BEFORE THE ACTIVITY: Copy "Jesus Is Alive Lift the Flap" on cardstock; one per child. Fold each child's page on the solid line and cut on the dotted lines. Copy "Lift the Flap Label" on label paper, one per child. Write child's name on the back of their paper.

DURING THE ACTIVITY: Encourage children to fill the bottom fold of the inside of their paper with different colored fingerprints. Help clean fingers and hands. Fold the page in half, lift the middle flap, and have the children add their sticker. It's okay if it covers some of their fingerprints. Lay the paper flat and have children dot marker the front bottom half of their paper. Fold the papers back and show children that when they lift the flap, they see the celebration that Jesus is alive!

AFTER THE ACTIVITY: Review the Bible story.

WHAT YOU SAY:

BEFORE THE ACTIVITY: "Friends! What an amazing day to celebrate that Jesus is alive!"

DURING THE ACTIVITY: "I want you to cover the bottom part of your paper with fingerprints. Use all of the colors. (Pause.) Look how fun that looks! It looks like confetti, like a celebration! Let's clean your fingers. (Fold their paper in half and lift the middle flap.) Add your sticker over the fingerprints. (Point to where the sticker should go.) Super! (Unfold their paper and lay flat.) Use the brown or gray dot markers to cover this part of your paper to look like the tomb Jesus was in. (Pause.) Great job. (Fold papers back and show them where to lift the flap.) Jesus isn't there. Jesus is alive! There's a celebration inside the tomb because Jesus is alive!"

AFTER THE ACTIVITY: "Jesus is alive! That's the real reason that we celebrate Easter. Jesus is alive, and He wants to be our friend forever! **Who wants to be your friend forever? Jesus wants to be my friend forever.**"



WEEK
THREE
APRIL 2022

SMALL GROUP
PRE-K
STARTER

PRELUDE

SOCIAL

WORSHIP

STORY

GROUPS

HOME

CREATING A SAFE PLACE TO CONNECT
25 MINUTES

MADE TO REFLECT

an activity that encourages personal application and prayer



JOURNAL AND PRAYER

[PRAY TO GOD | PRAYER ACTIVITY]

WHAT YOU NEED: Paperclipped "Memory Verse Card" in your Bible at Matthew 28:20; journal; and a fun-shaped pen

SMALL GROUP LEADER (SGL): "It's Small Group time! Today, we'll pretend to roll a really BIG stone while we walk to our Small Group spot. Get ready to roll and follow me!

(Pretend to roll a really big stone as you lead the children to your Small Group spot.)

"Whew! We made it! Let's sit down so we can talk about today's Bible story. One, two, three, sit down with me! (Open the Bible and lay it in front of the children.) Our Bible story, today, was about why we celebrate Easter. Who remembers why we celebrate Easter? (Pause.) That's right! We celebrate that Jesus is alive and He wants to be our friend forever! **Who wants to be your friend forever?**"

BIBLE STORY

Our friend Jesus is alive!

EASTER

**MATTHEW 26:21-30;
27:1-2; 28:1-7**

MEMORY VERSE

"I am with you always."

MATTHEW 28:20, NIV

KEY QUESTION

Who wants to be
your friend forever?

CHILDREN AND SGL: "Jesus wants to be my friend forever!"

SGL: "God loves us so much that He sent us His Son, Jesus, to be our friend forever. And because Jesus went away and came back, He can always be with us! The Bible verse we're learning will help us remember that Jesus is always with us. It says . . . (Turn the pages of your Bible to the Memory Verse Card.) 'I am with you always,' Matthew 28:20. (Close Bible and lay it down.)

"Jesus said those words so we will know that He is always with us. Let's stand up and say them together with the motions. Just say what I say and do what I do."

CHILDREN AND SGL: "'I am (point up) with you (thumbs to chest) always,' (spread arms out) Matthew 28:20." (Open hand like a book.)

(Repeat the verse with motions a few times.)

BOTTOM LINE

Jesus wants to be
my friend forever.

SGL: "You sound awesome! Now let's sit down so we can write in our prayer journal and talk to God. (Hold journal and fun-shaped pen.) Jesus is alive, and He wants to be EVERYONE'S friend forever. So, we'll make a list of people we can tell. That way, everyone will know that Jesus is alive and wants to be their friend forever, too!

BASIC TRUTH

Jesus wants to be
my friend forever.

"Okay, when I say your name, tell me one person you can tell that Jesus is alive and wants to be their friend forever. (Say each child's name and write down what they say. Remember to print so the children can recognize their names and the letters.)



WEEK
THREE
APRIL 2022

SMALL GROUP
PRE-K
STARTER

PRELUDE

SOCIAL

WORSHIP

STORY

GROUPS

HOME

CREATING A SAFE PLACE TO CONNECT
25 MINUTES

(JOURNAL AND PRAYER, CONTINUED)

"This is a great list! Would anyone like to pray before I pray?"

(Give each child who wants to pray the opportunity to do so.)

PRAYER

SGL: "Dear God, thank You that Jesus came back, just like He said He would, and that He's alive today. Please help us tell *(read the list the children made)* that Jesus is alive and wants to be their friend forever, too. We love You, God. In Jesus' name, amen."



WEEK
THREE
APRIL 2022

SMALL GROUP
PRE-K
STARTER

PRELUDE

SOCIAL

WORSHIP

STORY

GROUPS

HOME

GETTING READY

HERE'S EVERYTHING YOU NEED TO KNOW TO GET READY FOR THIS WEEK

SOCIAL: PROVIDING TIME FOR FUN INTERACTION (15 MINUTES)

Activities that encourage preschoolers to enter the classroom and begin engaging with peers and Small Group Leaders by providing age appropriate and hands on fun while introducing new concepts they will hear in the day's Bible story.

Prepare to offer one or more of the following activities as Your 3-, 4-, or 5-year-olds arrive. Let one or two teachers lead activities in different areas of the room while another teacher greets parents and kids at the door.

STONES AND JESUS

Made to Move: An activity that uses a preschooler's natural desire to move to help them learn

WHAT YOU NEED:

- "Stones and Jesus" Activity Page
- Cardstock
- Tape
- Music player
- This month's music, "We Are Friends" (available in monthly files)

WHAT YOU DO:

- Copy "Stones and Jesus" on cardstock; at least one page per child.
- Alternate the pictures in a circle on the floor then tape to secure.

GROUPS: CREATING A SAFE PLACE TO CONNECT (25 MINUTES)

Create a safe place to connect through activities that are written to reach every learning style while reinforcing the Bottom Line that was introduced during the Bible Story and applying it to real life experiences. In addition, these activities provide preschoolers with an opportunity to build relationships with their Small Group Leader.

Offer as many of the following activities as your time, facilities, resources, and leadership allow. You may want to lead one activity at a time. Or, offer two activities at once and allow half the kids to participate in each. Then switch groups and repeat the activities.

EASTER SEQUENCING

[TALK ABOUT GOD | BIBLE STORY REVIEW]

Made to Play: An activity that encourages preschoolers to follow guidelines while having fun and learning new concepts

WHAT YOU NEED:

- "Easter Sequencing" Activity Page
- Cardstock

WHAT YOU DO:

- Copy "Easter Sequencing" on cardstock; one set per activity.

JESUS IS ALIVE LIFT THE FLAP

[LIVE FOR GOD | APPLICATION ACTIVITY]

Made to Create: An activity that allows preschoolers to review the Bible story, Bottom Line, or memory verse by creating a craft

WHAT YOU NEED:

- "Jesus Is Alive Lift the Flap" Activity Page
- "Lift the Flap Label" Activity Page
- Cardstock
- Avery® #22807 labels or equivalent
- Washable inkpads in various, fun colors
- Gray and brown dot markers
- Hand wipes
- Scissors
- Marker

WHAT YOU DO:

- Copy "Jesus Is Alive Lift the Flap" on cardstock, fold, and cut; one per child.
- Copy "Lift the Flap Label" on label paper, one per child.
- Write child's name on the back of their paper.

JOURNAL AND PRAYER

[PRAY TO GOD | PRAYER ACTIVITY]

Made to Reflect: An activity that encourages personal application and prayer

WHAT YOU NEED:

- Paperclip "Memory Verse Card" in your Bible at Matthew 28:20, NIV.
- Journal
- Fun-shaped pen



WEEK
THREE
APRIL 2022

SMALL GROUP
PRE-K
STARTER

PRELUDE

SOCIAL

WORSHIP

STORY

GROUPS

HOME

GETTING READY

HERE'S EVERYTHING YOU NEED TO KNOW TO GET READY FOR THIS WEEK

HOME: PROMPTING ACTION BEYOND THE EXPERIENCE

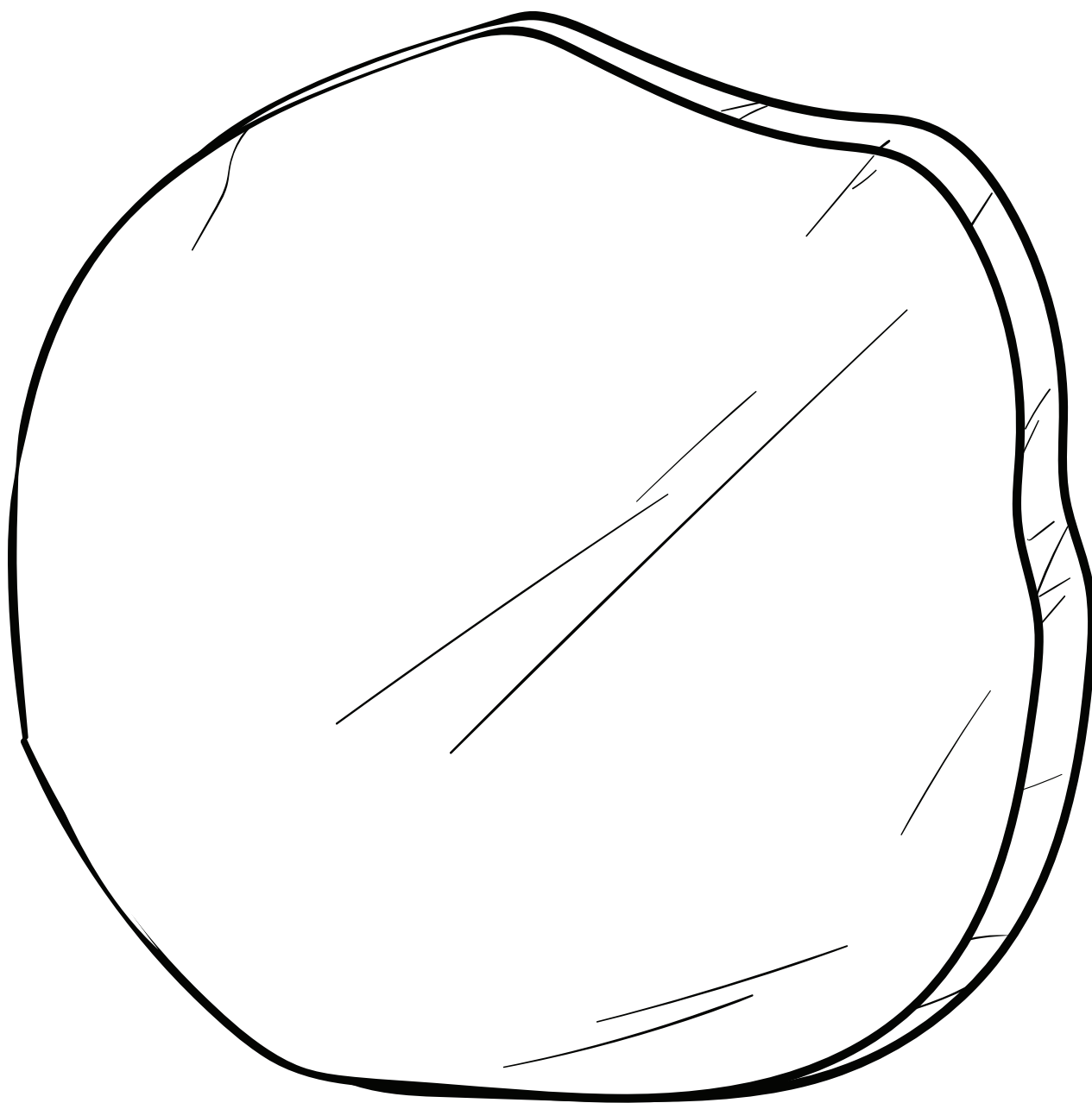
- Make copies on cardstock or email this week's Parent Cue card.
- Copy "Going Home" and hang on the door where Small Group Leaders can reference and remind parents of the Bottom Line and Memory Verse as parents pick up their children.
- Tell parents about our additional family resource, the **Parent Cue app**.

FIRST LOOK PINTEREST PAGE


Visit our Pinterest page to see craft samples and suggested supplies. <https://bit.ly/FirstLookPinterest>













1. God loves us so much He sent Jesus to be our friend forever.




2. Jesus told His friends He had to go away but He would come back.



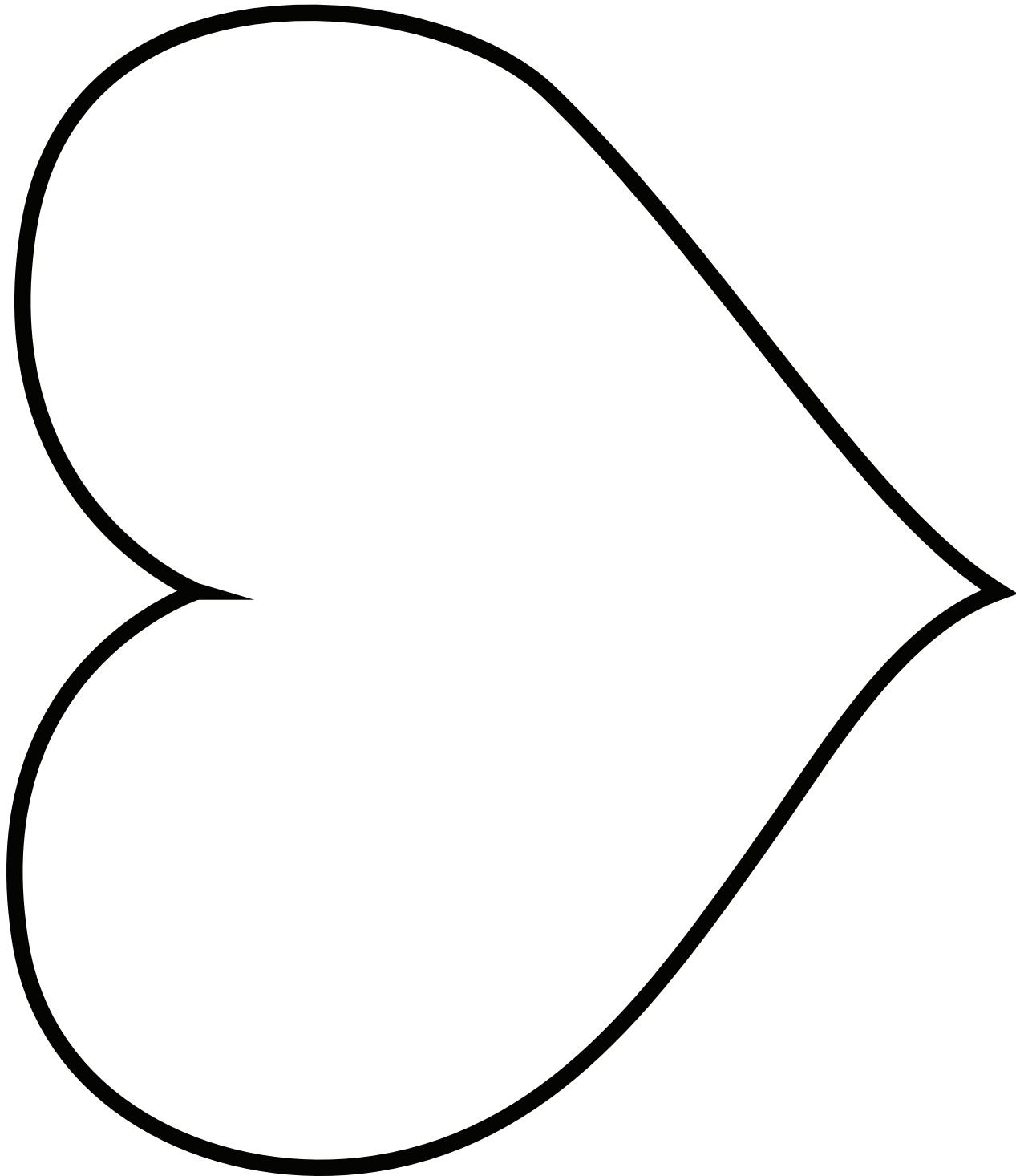
**3. Angry people hurt Jesus, and He died.
Jesus was buried in a tomb, and a stone was rolled in front of it.**



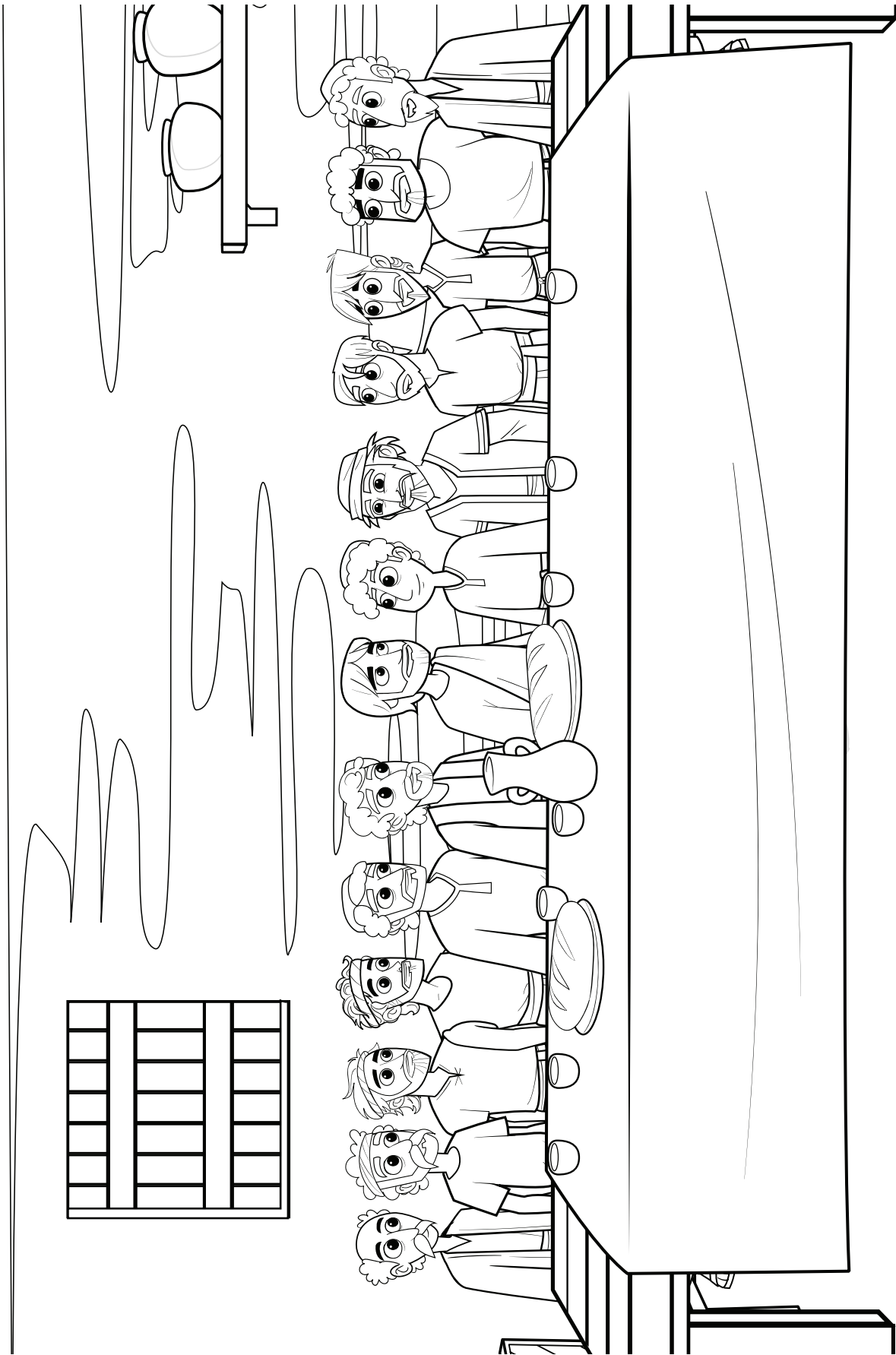
4. Jesus' friends were very sad because their friend Jesus was gone.



5. Day 1! Day 2! Day 3! Jesus is alive!
Jesus came back just like He said He would!



1. God loves us so much He sent Jesus to be our friend forever.




2. Jesus told His friends He had to go away but He would come back.



3. Angry people hurt Jesus, and He died.

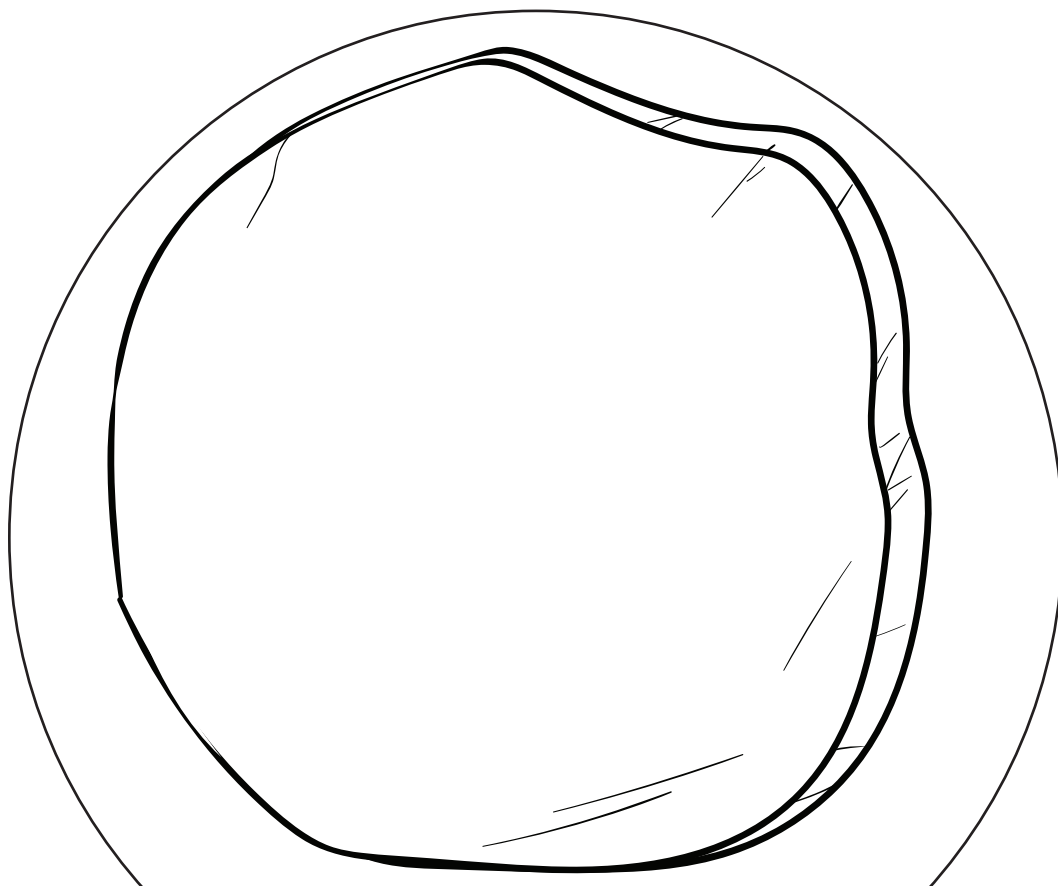
Jesus was buried in a tomb, and a stone was rolled in front of it.



4. Jesus' friends were very sad because their friend Jesus was gone.



5. Day 1! Day 2! Day 3! Jesus is alive!
Jesus came back just like He said He would!



Jesus Is Alive Lift the Flap • *Jesus Is Alive Lift the Flap* • April Week 3

Copy on cardstock. Fold and cut as indicated. One per child.

CURRICULUM FOR PRESCHOOLERS • ©2022 The reThink Group. All rights reserved. • www.ThinkOrange.com

**Jesus
is Alive!**

**Jesus
is Alive!**

**Jesus
is Alive!**

**Jesus
is Alive!**

**Jesus
is Alive!**

**Jesus
is Alive!**

**Jesus
is Alive!**

**Jesus
is Alive!**

**Jesus
is Alive!**

**Jesus
is Alive!**

**Jesus
is Alive!**

**Jesus
is Alive!**



WEEK
FOUR
APRIL 2022

SMALL GROUP
PRE-K
STARTER

TODAY'S SUGGESTED SCHEDULE

NOTE: This version of the curriculum is designed especially for churches with fewer leaders and preschoolers. You may want to use it if you have just one or two leaders and if you combine all your preschoolers for both Large and Small Group time.

BIBLE STORY

Jesus wants to be our friend forever.

BREAKFAST ON THE BEACH
JOHN 21:1-14

MEMORY VERSE

"I am with you always."

MATTHEW 28:20, NIV

KEY QUESTION

Who wants to be your friend forever?

BOTTOM LINE

Jesus wants to be my friend forever.

BASIC TRUTH

Jesus wants to be my friend forever.

PRELUDE: Setting the tone for the experience

See the Getting Ready pages at the end of this document for a detailed description of what you'll need for today.

In the Prelude folder of your curriculum, you'll find a variety of other resources to help you prepare.

SMALL GROUP

15
MIN

SOCIAL: Providing time for fun interaction

Offer one or more of these activities as preschoolers arrive.
Beach Towel Parachute

LARGE GROUP

20
MIN

WORSHIP: Inviting people to respond to God
STORY: Communicating God's truth in engaging ways
"We Are Friends"
Bible Story
Prayer

SMALL GROUP

25
MIN

GROUPS: Creating a safe place to connect

Offer as many of these activities as your time, facilities, resources, and leadership allow.
Story Bag
Cooking Fish on the Fire
Journal and Prayer

HOME: Prompting action beyond the experience

Going Home
Parent Cue Card (print or email)
Parent Cue App



WEEK
FOUR
APRIL 2022

SMALL GROUP
PRE-K
STARTER

PRELUDE

SOCIAL

WORSHIP

STORY

GROUPS

HOME

PROVIDING TIME FOR FUN INTERACTION
15 MINUTES

MADE TO MOVE

an activity that uses a preschooler's natural desire to move to help them learn



BEACH TOWEL PARACHUTE

WHAT YOU NEED: Beach towel and beach ball

WHAT YOU DO:

BEFORE THE ACTIVITY: Lay out the beach towel on the floor.

DURING THE ACTIVITY: Have children stand around the beach towel and grab the edges. Play with it like a parachute. Place the beach ball on the towel and let children bounce it around. Repeat as many times as desired.

AFTER THE ACTIVITY: Talk about how we'll hear a story about someone special who was at the beach.

WHAT YOU SAY:

BEFORE THE ACTIVITY: "Friends, there is a beach towel on the floor. Can you stand around the towel? I have a game for us to play with it."

DURING THE ACTIVITY: "Everybody grab an edge of the towel and hold on tight. (Pause.) Lift it up and down. It's like a parachute! Let's add a beach ball. Those are fun to play with at the beach. (Pause.) Let's see if we can keep the ball on the towel. (Pause.) Fun! Grab the ball and let's try again. (Pause.) Let's shake it like the waves of the water. Little ripples on the water. (Pause.) Nice. Let's make big waves. (Pause.) Fantastic! (Repeat as many times as desired.) That was so much fun! Everybody sit down where you are."

AFTER THE ACTIVITY: "In our Bible story today, we'll hear about someone very special who was at the beach."

TRANSITION: Move to Worship and Story by carrying the beach ball on the blanket. Keep it as still as possible.

BIBLE STORY

Jesus wants to be
our friend forever.

BREAKFAST ON THE BEACH
JOHN 21:1-14

MEMORY VERSE

"I am with you always."

MATTHEW 28:20, NIV

KEY QUESTION

Who wants to be
your friend forever?

BOTTOM LINE

Jesus wants to be
my friend forever.

BASIC TRUTH

Jesus wants to be
my friend forever.



WEEK
FOUR
APRIL 2022

SMALL GROUP
PRE-K
STARTER

PRELUDE

SOCIAL

WORSHIP

STORY

GROUPS

HOME

CREATING A SAFE PLACE TO CONNECT
25 MINUTES

MADE TO EXPLORE

an activity that channels a preschooler's innate curiosity into a discussion of the week's crucial concepts



STORY BAG

[TALK ABOUT GOD | BIBLE STORY REVIEW]

WHAT YOU NEED: "Story Bag Jesus" Activity Page; cardstock; scissors; opaque bag; toy boat; fish; and Little People® figures

WHAT YOU DO:

BEFORE THE ACTIVITY: Copy "Story Bag Jesus" on

cardstock and cut out; one per activity. Put all items in the bag.

DURING THE ACTIVITY: Review the Bible story as you pull things from the bag.

AFTER THE ACTIVITY: Talk about how Jesus wants to be your friend forever.

WHAT YOU SAY:

BEFORE THE ACTIVITY: "Friends, I have something fun to help us retell our Bible story. It's a story bag! Sit on the floor with me and help me retell our story."

DURING THE ACTIVITY: "Our story today is what happened after Easter. Jesus told His friends that He had to go away but would come back; and He did! Jesus came back! Jesus is alive! (*Reach in the bag and pull out the boat.*) Hmm, a boat. (*Reach in and pull out some people.*) And people. Oh, yes, some of Jesus' friends (*hold up the people*) were fishing in a boat. (*Put the people in the boat if they will fit.*) Suddenly . . . (*pull out the picture of Jesus*) the disciples saw Jesus standing on the beach. They were so excited to see their friend! Jesus started cooking for His friends. (*Pull out the fish.*) He cooked fish for their breakfast, and they sat together right there on the beach and had breakfast together. They were so happy to be with their friend again. They knew that Jesus loved them and would always be their friend—forever and ever."

AFTER THE ACTIVITY: "Jesus loves you, so much, and wants to be your forever friend. Jesus is alive, and He wants to be our friend forever! **Who wants to be your friend forever? Jesus wants to be my friend forever.**"

BIBLE STORY

Jesus wants to be
our friend forever.

BREAKFAST ON THE BEACH
JOHN 21:1-14

MEMORY VERSE

"I am with you always."

MATTHEW 28:20, NIV

KEY QUESTION

Who wants to be
your friend forever?

BOTTOM LINE

Jesus wants to be
my friend forever.

BASIC TRUTH

Jesus wants to be
my friend forever.



WEEK
FOUR
APRIL 2022

SMALL GROUP
PRE-K
STARTER

PRELUDE

SOCIAL

WORSHIP

STORY

GROUPS

HOME

CREATING A SAFE PLACE TO CONNECT
25 MINUTES

MADE TO CREATE

an activity that allows preschoolers to review the Bible story, bottom line, or memory verse by creating a craft to take home



COOKING FISH ON THE FIRE

[LIVE FOR GOD | APPLICATION ACTIVITY]

WHAT YOU NEED: "Cooking Fish" Activity Page; colored cardstock; coffee filters; red and orange washable markers; clear punch cups; straws; glue sticks; scissors; and a permanent marker

WHAT YOU DO:

BEFORE THE ACTIVITY: Copy "Cooking Fish" on colored cardstock and cut out, one per child. Write child's name on the bottom of their cup.

DURING THE ACTIVITY: Encourage children to color their coffee filter red and orange then stick it down in the cup. Have children glue the fish to the end of their straw. Pretend to cook the fish over the fire.

AFTER THE ACTIVITY: Review the Bible story.

WHAT YOU SAY:

BEFORE THE ACTIVITY: "Today's story is what happened after Easter. Jesus told His friends, the disciples, that He had to go away but would come back. And He did! Jesus is alive!"

DURING THE ACTIVITY: "Jesus' friends were out fishing one day when they saw their friend, Jesus, standing on the beach. They were so excited to see Him! Jesus cooked fish and told His friend to come have breakfast with Him, right there on the beach. Let's make a pretend fire by coloring these coffee filters with the red and orange markers. (Pause.) Great! Now push your filter down in your cup. (Pause.) There's your fire. Now take a fish cutout and glue it to your straw. (Pause.) Hold it over the fire. (Pause.) Now you're cooking fish like Jesus cooked for His friends in our story."

AFTER THE ACTIVITY: "Jesus' friends were so happy to be with their good friend again. They knew that Jesus loved them and would always be their friend, forever and ever. Jesus loves you so much and wants to be your friend forever, too. **Who wants to be your friend forever? Jesus wants to be my friend forever.**"

BIBLE STORY

Jesus wants to be
our friend forever.

BREAKFAST ON THE BEACH
JOHN 21:1-14

MEMORY VERSE

"I am with you always."

MATTHEW 28:20, NIV

KEY QUESTION

Who wants to be
your friend forever?

BOTTOM LINE

Jesus wants to be
my friend forever.

BASIC TRUTH

Jesus wants to be
my friend forever.



WEEK
FOUR
APRIL 2022

SMALL GROUP
PRE-K
STARTER

PRELUDE

SOCIAL

WORSHIP

STORY

GROUPS

HOME

CREATING A SAFE PLACE TO CONNECT
25 MINUTES

MADE TO REFLECT

an activity that encourages personal application and prayer



JOURNAL AND PRAYER

[PRAY TO GOD | PRAYER ACTIVITY]

WHAT YOU NEED: Paperclipped "Memory Verse Card" in your Bible at Matthew 28:20; journal; fun-shaped pen; and reward stickers or a handstamp

SMALL GROUP LEADER (SGL): "It's Small Group time!

Today, we'll walk super-fast to our Small Group spot like the disciples did when they saw Jesus. Follow me! *(Take short quick steps as you lead the children to your Small Group spot.)*

"We got here so fast! Now we can sit down and talk about today's Bible story. One, two, three, sit down with me! *(Open the Bible and lay it in front of the children.)*

"Our Bible story was about a special breakfast Jesus made on the beach for His friends, the disciples. Jesus wanted to spend time with His friends after He came back so they would know that He would be their friend forever. Jesus wants you to know that He wants to be YOUR friend forever, too. It's so awesome! Jesus wants to be your friend forever! **Who wants to be your friend forever?"**

CHILDREN AND SGL: "Jesus wants to be my friend forever!"

SGL: "Yay! Jesus wants to be your friend forever. And forever means that Jesus is always with you. The Bible verse we learned will help us remember that Jesus is always with us. It says . . . *(Turn the pages of your Bible to the Memory Verse Card.)* 'I am with you always,' Matthew 28:20. *(Close Bible and lay it down.)*

"Let's stand up and say that together one time with these motions, then anyone who wants to say it can have a turn. *(Say the verse together with motions.)*

CHILDREN AND SGL: "'I am *(point up)* with you *(thumbs to chest)* always,' *(spread arms out)* Matthew 28:20." *(Open hand like a book.)*

SGL: "It sounds like you're ready! *(Give two thumbs-up.)* Now you can sit down. Anyone who wants to can try to say that verse. I have my [stickers/handstamp] ready! *(Give each child the opportunity to try to say the Bible verse.)*

"Yay, [child's name]! Here is your [sticker/handstamp]! *(Repeat with each child as they try to say the Bible verse.)*

"Okay everyone, when I count to three, I want you to stand up and show me your [sticker/handstamp]. One, two, three! *(Pause to look.)* Yay! *(Give fist bumps to the children.)*

BIBLE STORY

Jesus wants to be our friend forever.

BREAKFAST ON THE BEACH
JOHN 21:1-14

MEMORY VERSE

"I am with you always."

MATTHEW 28:20, NIV

KEY QUESTION

Who wants to be your friend forever?

BOTTOM LINE

Jesus wants to be my friend forever.

BASIC TRUTH

Jesus wants to be my friend forever.



WEEK
FOUR
APRIL 2022

SMALL GROUP
PRE-K
STARTER

PRELUDE

SOCIAL

WORSHIP

STORY

GROUPS

HOME

CREATING A SAFE PLACE TO CONNECT
25 MINUTES

(JOURNAL AND PRAYER, CONTINUED)

“Now let’s sit down so we can write in our prayer journal and talk to God. (*Hold journal and fun-shaped pen.*) Since Jesus made breakfast on the beach for His friends, we’ll make a list of our favorite breakfast foods. When I say your name, tell me your favorite breakfast food. (*Say each child’s name and write what they say. Remember to print so the children can recognize their names and the letters.*)

“This list is making me hungry! Let’s use it when we pray. Would anyone like to pray before I pray?”

(*Give each child who wants to pray the opportunity to do so.*)

PRAYER

SGL: “Dear God, thank You for yummy foods like (*read the list the children made*) that we get to eat for breakfast. Thank You that Jesus made fish and bread for His friends for breakfast. That story reminds us that Jesus cares about His friends and wants to spend time with them. I pray that every person here will follow Jesus so He can be their friend forever. We love You, God. In Jesus’ name, amen.”



WEEK
FOUR
APRIL 2022

SMALL GROUP
PRE-K
STARTER

PRELUDE

SOCIAL

WORSHIP

STORY

GROUPS

HOME

GETTING READY

HERE'S EVERYTHING YOU NEED TO KNOW TO GET READY FOR THIS WEEK

SOCIAL: PROVIDING TIME FOR FUN INTERACTION (15 MINUTES)

Activities that encourage preschoolers to enter the classroom and begin engaging with peers and Small Group Leaders by providing age appropriate and hands on fun while introducing new concepts they will hear in the day's Bible story.

Prepare to offer one or more of the following activities as Your 3-, 4-, or 5-year-olds arrive. Let one or two teachers lead activities in different areas of the room while another teacher greets parents and kids at the door.

BEACH TOWEL PARACHUTE

Made to Move: An activity that uses a preschooler's natural desire to move to help them learn

WHAT YOU NEED:

- Beach towel
- Beach ball

GROUPS: CREATING A SAFE PLACE TO CONNECT (25 MINUTES)

Create a safe place to connect through activities that are written to reach every learning style while reinforcing the Bottom Line that was introduced during the Bible Story and applying it to real life experiences. In addition, these activities provide preschoolers with an opportunity to build relationships with their Small Group Leader.

Offer as many of the following activities as your time, facilities, resources, and leadership allow. You may want to lead one activity at a time. Or, offer two activities at once and allow half the kids to participate in each. Then switch groups and repeat the activities.

STORY BAG

[TALK ABOUT GOD | BIBLE STORY REVIEW]

Made to Explore: An activity that channels a preschooler's innate curiosity into a discussion of the week's crucial concepts

WHAT YOU NEED:

- "Story Bag Jesus" Activity Page
- Cardstock
- Scissors
- Opaque bag
- Toy boat
- Fish
- Little People® figures

WHAT YOU DO:

- Copy "Story Bag Jesus" on cardstock and cut out; one per activity.
- Put all items in the bag.

COOKING FISH ON THE FIRE

[LIVE FOR GOD | APPLICATION ACTIVITY]

Made to Create: An activity that allows preschoolers to review the Bible story, Bottom Line, or memory verse by creating a craft

WHAT YOU NEED:

- "Cooking Fish" Activity Page
- Colored cardstock
- Coffee filters—one per child
- Red and orange washable markers
- Clear punch cups—one per child
- Straws—one per child
- Glue sticks
- Scissors
- Permanent marker

WHAT YOU DO:

- Copy "Cooking Fish" on colored cardstock and cut out, one per child.
- Write child's name on the bottom of their cup.



WEEK
FOUR
APRIL 2022

SMALL GROUP
PRE-K
STARTER

PRELUDE

SOCIAL

WORSHIP

STORY

GROUPS

HOME

GETTING READY

HERE'S EVERYTHING YOU NEED TO KNOW TO GET READY FOR THIS WEEK

JOURNAL AND PRAYER

[PRAY TO GOD | PRAYER ACTIVITY]

Made to Reflect: An activity that encourages personal application and prayer

WHAT YOU NEED:

- Paperclip "Memory Verse Card" in your Bible at Matthew 28:20, NIV.
- Journal
- Fun-shaped pen
- Reward stickers or handstamp

HOME: PROMPTING ACTION BEYOND THE EXPERIENCE













- Make copies on cardstock or email this week's Parent Cue card.
- Copy "Going Home" and hang on the door where Small Group Leaders can reference and remind parents of the Bottom Line and Memory Verse as parents pick up their children.
- Tell parents about our additional family resource, the **Parent Cue app**.

FIRST LOOK PINTEREST PAGE

Visit our Pinterest page to see craft samples and suggested supplies. <https://bit.ly/FirstLookPinterest>







Cooking Fish • *Cooking Fish on the Fire* • April Week 4

Copy on colored cardstock and cut on dotted line. One per child.

CURRICULUM FOR PRESCHOOLERS • ©2022 The reThink Group. All rights reserved. • www.ThinkOrange.com