



WEEK
ONE
JUNE 2022

SMALL GROUP
K-5
STARTER

TODAY'S SUGGESTED SCHEDULE

NOTE: This version of the curriculum is designed especially for churches with fewer leaders and kids. You may want to use it if you have just one or two leaders and if you combine all your kids in both Large and Small Group time.

TODAY'S BIBLE STORY

What Is Love?
We Love Because
God Loved Us
1 John 4:9-13

TODAY'S BOTTOM LINE

Love others because
God loves you.

MONTHLY MEMORY VERSE

"The fruit the Holy Spirit
produces is love, joy and peace.
It is being patient, kind and good.
It is being faithful and gentle and
having control of oneself."
Galatians 5:22-23a, NIV

MAKE WAVES

What you do today can
change the world around you.

BASIC TRUTH

I should treat others the way
I want to be treated.

PRELUDE: Setting the tone for the experience

See the **Getting Ready** pages at the end of this document for a detailed description of what you'll need for today.

In the **Prelude** folder of your curriculum, you'll find a variety of other resources to help you prepare.

SMALL GROUP

15
MIN

SOCIAL: Providing time for fun interaction

Early Arriver
Opening Activity

LARGE GROUP

35
MIN

STORY: Communicating God's truth in engaging ways **WORSHIP: Inviting people to respond to God**

Welcome/Opener
Worship ("Making Waves" from *Make Waves EP* and
"Love Like You" from *Make a Move*)
Bible Story
Bottom Line
Prayer
Closer

SMALL GROUP

25
MIN

GROUPS: Creating a safe place to connect

Bible Story Review: Over-Flowing Love
Application Activity: Fill 'Er Up!
Memory Verse Activity: Make Waves Mural
Prayer Activity: Pray and Dismiss

HOME: Prompting action beyond the experience

Parent Cue Card (Print or Email)
Devotionals for Kids
Parent Cue App



WEEK
ONE
JUNE 2022

SMALL GROUP
K-5
STARTER

PRELUDE

SOCIAL

STORY

WORSHIP

GROUPS

HOME

PROVIDING TIME FOR FUN INTERACTION
15 MINUTES

MADE TO MOVE

an activity that increases the oxygen
in the brain and taps into the energy
in the body



Before kids arrive, pray for each regular attendee by name. Pray for those who might visit your group for the first time. Thank God for loving each of us enough to send Jesus. Pray that kids would learn that when they take the love God gives and use it to love others, they can make waves that change the world around them. Thank God for the power of the Spirit to help everyone who follows Jesus to change the world for the better.

TODAY'S BIBLE STORY

What Is Love?
We Love Because
God Loved Us
1 John 4:9-13

TODAY'S BOTTOM LINE

**Love others because
God loves you.**

MONTHLY MEMORY VERSE

**"The fruit the Holy Spirit
produces is love, joy and peace.
It is being patient, kind and good.
It is being faithful and gentle and
having control of oneself."
Galatians 5:22-23a, NIV**

MAKE WAVES

**What you do today can
change the world around you.**

BASIC TRUTH


**I should treat others the way
I want to be treated.**

1. EARLY ARRIVER

WHAT YOU NEED: Offering container

WHAT YOU DO:

- Welcome kids by name to Small Group as they arrive.
- Invite kids who brought an offering to put it in the offering container.
- Play a game of "Four Corners."
- Number each corner of your space #1-4.
- Read the options below or come up with your own numbered options.
- Instruct the kids to run to their favorite choice or to the option they would most like to try.
- Some ideas:
 - One, swimming; Two, water skiing; Three, kayaking; Four, tubing
 - One, lake; Two, river; Three, pool; Four, ocean
 - One, raft; Two, tube; Three, floaties; Four, flippers
 - One, sprinkler; Two, super soaker; Three, fire hydrant; Four, kiddie pool
 - One, lazy river; Two, water slide; Three, wave pool; Four, hydro coaster



WEEK
ONE
JUNE 2022

SMALL GROUP
K-5
STARTER

PRELUDE

SOCIAL

STORY

WORSHIP

GROUPS

HOME

PROVIDING TIME FOR FUN INTERACTION
15 MINUTES

MADE TO CREATE

an activity that explores ideas through the process of drawing, building, designing, and problem-solving



2. OPENING ACTIVITY

WHAT YOU NEED: Large poster board or a long piece of paper, blue/water themed paint, markers and crayons, decorations

NOTE: You'll be making the background of the mural that you'll use for the Memory Verse Activity all summer long so use the most durable background you can find. Make sure it's small enough that you can store it somewhere every week, if necessary, but large enough to fit nine decals about the size of half a sheet of paper.

TODAY'S BIBLE STORY

What Is Love?
We Love Because
God Loved Us
1 John 4:9-13

WHAT YOU DO:

- Set out the poster board or paper, paint, and decorating materials.
- Encourage the kids to work together with the materials to make an ocean water background with plenty of waves.
- Set aside to dry.

TODAY'S BOTTOM LINE

**Love others because
God loves you.**

WHAT YOU SAY:

"We've made an awesome ocean background! I like the way you used [material names] to make waves along this water. **[Transition] Let's go to Large Group and hear more about making waves!**"

Lead your group to the Large Group area.

MONTHLY MEMORY VERSE


**"The fruit the Holy Spirit
produces is love, joy and peace.
It is being patient, kind and good.
It is being faithful and gentle and
having control of oneself."
Galatians 5:22-23a, NIV**

MAKE WAVES

**What you do today can
change the world around you.**

BASIC TRUTH

**I should treat others the way
I want to be treated.**



WEEK
ONE
JUNE 2022

SMALL GROUP
K-5
STARTER

PRELUDE

SOCIAL

STORY

WORSHIP

GROUPS

HOME

CREATING A SAFE PLACE TO CONNECT
25 MINUTES

MADE TO EXPLORE

an activity that extends learning
through hands-on experimentation
and discovery



*1. OVER-FLOWING LOVE

[TALK ABOUT GOD | BIBLE STORY REVIEW]

WHAT YOU NEED: "Over-Flowing Love Verses" Activity Page, Bibles, several plastic cups in a small tub, marbles, pitcher of water, towel

WHAT YOU DO:

- Set the cups in the tub and put a few marbles in each cup so they don't tip over.
- Fill the cups almost full of water.
- Pair kids up, stronger readers with newer ones.
- Set out the "Over-Flowing Love Verses" strips and the Bibles.
- Instruct each pair to choose four verses and a Bible.
- Give the youngest kid in each pair the extra marbles.
- Instruct each pair to look up one of the verses together.
- Direct the older kid in each pair to stand and read the verse aloud while the younger kid slowly adds marbles to their cup for as long as the verse is read.
- All groups should do this at the same time.
- Keep going until all the verses have been read and all the cups are overflowing with water!
- Dry off the marbles and set them aside for later.

TODAY'S BIBLE STORY

What Is Love?

We Love Because
God Loved Us
1 John 4:9-13

TODAY'S BOTTOM LINE

Love others because
God loves you.

MONTHLY MEMORY VERSE

"The fruit the Holy Spirit
produces is love, joy and peace.
It is being patient, kind and good.
It is being faithful and gentle and
having control of oneself."
Galatians 5:22-23a, NIV

MAKE WAVES

What you do today can
change the world around you.

BASIC TRUTH

I should treat others the way
I want to be treated.

WHAT YOU SAY:

"In Large Group, we heard some of these verses and the others are probably familiar to you. When we talk about making waves, we have to start with love. God's love started everything—all of creation and all people.

"Nothing can stop God's love. Even when people broke their relationship with God, His love didn't stop. In fact, God's love made a way to fix that relationship by sending Jesus. God's love makes all other kinds of love—loving your family, friends, and community—possible.

"When you **love others because God loves you**, you're inviting your friends and family and those around you to know more about God's love. Whenever you show love, you're showing others who God is."

Optional Discussion Questions for Older Kids

If you lead 4th, 5th, or 6th graders, consider asking these discussion questions:

- Which of these verses do you like the most? Which ones are the best reminders of God's love?
- Who has shown you God's love lately?
- Is there anyone you know who really needs to know about God's love? How can you tell them?



WEEK
ONE
JUNE 2022

SMALL GROUP
K-5
STARTER

PRELUDE

SOCIAL

STORY

WORSHIP

GROUPS

HOME

CREATING A SAFE PLACE TO CONNECT
25 MINUTES

MADE TO PLAY

an activity that encourages learning through following guidelines and/or working as a group



2. FILL 'ER UP!

[LIVE FOR GOD | APPLICATION ACTIVITY]

WHAT YOU NEED: Spoons, plastic cups, bucket of water

NOTE: Do this game outside if possible. If not, do it in an area where the floor will not be slippery when water drops on it.

TODAY'S BIBLE STORY

What Is Love?

We Love Because
God Loved Us
1 John 4:9-13

WHAT YOU DO:

- Divide your group into two teams.
- Give each kid a spoon.
- Set the bucket at one side of your playing area and the cups at the other.
- Line up both teams behind the bucket.
- Direct the first kid on each team to scoop a spoonful of water from the bucket, carry it to their team's cup, dump in whatever water is left, run back, and tag the next kid in line.
- The first team to fill their cup to the line wins!

WHAT YOU SAY:

"Good job, team! I like this game because it shows what just a little drop at a time can do. Spoonful by spoonful, you filled your cups. There was so much water in the bucket that you knew you'd never run out of water. You could just keep scooping and scooping and running it to your team's cup.

"God's love is just like that. It will never run out. We can share it again and again and again and there will always be enough. You can **love others because God loves you** over and over again.

"How are you going to show God's love and carry your little spoonful of water from the bucket to someone this week?" (Invite responses—let someone go first, care for a younger sibling, do something kind for a neighbor, share with those in need, donate time or money to a service project, etc.)

[Make It Personal] (Share the last time you deliberately shared God's love with someone—either by telling them about Jesus or doing something loving for someone who didn't expect it. Why did you decide to do that specific action or have that conversation? What happened next? Invite kids to share ways they've loved others this week or this month.)

TODAY'S BOTTOM LINE

Love others because
God loves you.

MONTHLY MEMORY VERSE

"The fruit the Holy Spirit produces is love, joy and peace. It is being patient, kind and good. It is being faithful and gentle and having control of oneself."
Galatians 5:22-23a, NIV

MAKE WAVES

What you do today can change the world around you.

BASIC TRUTH

I should treat others the way
I want to be treated.



WEEK
ONE
JUNE 2022

SMALL GROUP
K-5
STARTER

PRELUDE

SOCIAL

STORY

WORSHIP

GROUPS

HOME

CREATING A SAFE PLACE TO CONNECT
25 MINUTES

MADE TO CONNECT

an activity that invites kids to share and collaborate with others while growing their understanding



3. MAKE WAVES MURAL

[HEAR FROM GOD | MEMORY VERSE ACTIVITY]

WHAT YOU NEED: "Make Waves Mural Week 1" Activity Page, Bibles, beach ball, dry erase marker, mural from "Opening Activity," tape or glue

WHAT YOU DO:

- Make sure each kid has a Bible.
- Together, look up Galatians 5:22-23, using the Bible navigation tips below.
- Invite the group to decide where to put the "Make Waves Mural Week 1" beach ball cutout on the mural.
- Tape or glue the beach ball cutout on the mural.
- Direct the kids to sit in a circle.
- Give one kid in the circle the beach ball and dry erase marker.
- Direct the group to pass around the ball and marker, instructing each kid to write or draw on the ball one way they can show love this week.
- Store the mural in a safe place to use next week.

TODAY'S BIBLE STORY

What Is Love?
We Love Because
God Loved Us
1 John 4:9-13

TODAY'S BOTTOM LINE

**Love others because
God loves you.**

MONTHLY MEMORY VERSE

**"The fruit the Holy Spirit
produces is love, joy and peace.
It is being patient, kind and good.
It is being faithful and gentle and
having control of oneself."
Galatians 5:22-23a, NIV**

MAKE WAVES

**What you do today can
change the world around you.**

BASIC TRUTH


**I should treat others the way
I want to be treated.**

Finding verses with a multi-age group: Guide all kids to open their Bibles to the front and find the table of contents. Hold up a Bible opened to the table of contents to show the kids what the page looks like. When the kids find the table of contents, ask a middle elementary kid (2nd–3rd grade) to find Galatians in the list under "New Testament." When the kid finds Galatians, lead them to look at the page number beside the word and say it, explaining that the number tells them on what page they can find Galatians. Ask older elementary kids (4th–5th grade) to help younger ones find the correct page in their own Bibles. When they all find Galatians, explain that the big numbers on the page are the chapter numbers. Ask a kindergartner or 1st grader to find chapter 5, and give time for all the kids to turn the pages to find it. Explain that the small numbers are verse numbers, and ask a middle elementary kid to find verse 22 in chapter 5. Then, read the verse aloud slowly, especially for your pre-readers; or ask older elementary kids to read it to the group.

WHAT YOU SAY:

"These are all great ways to **love others because God loves you**. We're going to add to this mural every week this summer so that we can see how God can use us to make waves in our families, schools, and communities.

"This verse might sound familiar to some of you. Have you ever heard it before? (Allow responses.) It's often called the 'Fruit of the Spirit' verse. We could also call it the 'Proof of the Spirit' verse. This verse lists the nine attributes God will grow in us as we follow and listen to the Spirit in us. And these nine attributes will change the world around us.



WEEK
ONE
JUNE 2022

SMALL GROUP
K-5
STARTER

PRELUDE

SOCIAL

STORY

WORSHIP

GROUPS


HOME

CREATING A SAFE PLACE TO CONNECT
25 MINUTES

(3. MAKE WAVES MURAL, CONTINUED)

"When you show any of these characteristics or attitudes, you're showing the world that God loves us and wants to change the world through us. Which of these have you experienced most this week? Has someone been really patient or kind to you? What have you shown this week: gentleness or joy or something else? Which one do you feel like you need the most right now?"

"Love is where it all starts, in this verse, in our lives, and in the world. I'm so excited to hear how you will **love others because God loves you.**"



WEEK
ONE
JUNE 2022

SMALL GROUP
K-5
STARTER

PRELUDE

SOCIAL

STORY

WORSHIP

GROUPS

HOME

CREATING A SAFE PLACE TO CONNECT
25 MINUTES

MADE TO REFLECT

an activity that creates space
for personal processing
and application



4. PRAY AND DISMISS

[PRAY TO GOD | PRAYER ACTIVITY]

WHAT YOU NEED: Marbles from "Over-Flowing Love"
Activity

WHAT YOU DO:

- Give each kid a marble.
- As you do, say, "[Kid's name], keep this in your pocket this week to remind you to **love others because God loves you.**"
- Close your group time in prayer.

WHAT YOU SAY:

"Dear God, thank You for loving us first! Thank You for creating us with love and saving us with love. Please help us show Your love to others this week in practical ways. We love You, and we pray these things in Jesus' name. Amen."

TODAY'S BIBLE STORY

What Is Love?

We Love Because
God Loved Us
1 John 4:9-13

TODAY'S BOTTOM LINE

**Love others because
God loves you.**

As adults arrive to pick up, tell them about the marble in their kid's pocket so if it ends up in the laundry, it can find its way back. Prompt kids to tell families about the marbles and over-flowing water cups!

MONTHLY MEMORY VERSE

"The fruit the Holy Spirit
produces is love, joy and peace.
It is being patient, kind and good.
It is being faithful and gentle and
having control of oneself."
Galatians 5:22-23a, NIV

MAKE WAVES

What you do today can
change the world around you.

BASIC TRUTH

I should treat others the way
I want to be treated.



WEEK
ONE
JUNE 2022

SMALL GROUP
K-5
STARTER

PRELUDE

SOCIAL

STORY

WORSHIP

GROUPS

HOME

GETTING READY

HERE'S EVERYTHING YOU NEED TO KNOW TO GET READY FOR THIS WEEK

SOCIAL: PROVIDING TIME FOR FUN INTERACTION (15 MINUTES)

Welcome kids and spend time engaging in conversation and catching up. Get ready to experience today's story.

(Choose one or both of these activities.)

1. EARLY ARRIVER

Made to Move: an activity that increases the oxygen in the brain and taps into the energy in the body

WHAT YOU NEED:

- Offering container

2. OPENING ACTIVITY

Made to Create: an activity that explores ideas through the process of drawing, building, designing, and problem-solving

WHAT YOU NEED:

- Large poster board or a long piece of paper
- Blue/water themed paint
- Markers or crayons
- Water themed decorations like streamers, tissue paper, etc.

NOTE: You'll be making the background of the mural that you'll use for the Memory Verse Activity all summer long so use the most durable background you can find. Make sure it's small enough that you can store it somewhere every week, if necessary, but large enough to fit nine decals about the size of half a sheet of paper.

GROUPS: CREATING A SAFE PLACE TO CONNECT (25 MINUTES)

Create a safe place to connect and learn how the Bible story applies to real life experiences, through interactive activities and discussion questions.

(Choose as many of these activities as you like.)

* If you don't have time to do all these activities, be sure to do activity #1.

* 1. OVER-FLOWING LOVE

[TALK ABOUT GOD | BIBLE STORY REVIEW]

Made to Explore: an activity that extends learning through hands-on experimentation and discovery

WHAT YOU NEED:

- Print the "Over-Flowing Love Verses" Activity Page and cut apart; one set for each small group
- Bibles
- Shallow plastic tub
- Several small plastic cups that fit in the shallow plastic tub
- At least 50 marbles; 12-15 for each pair of kids
- Pitcher of water
- Towel (to dry the marbles)

2. FILL 'ER UP!

[LIVE FOR GOD | APPLICATION ACTIVITY]

Made to Play: an activity that encourages learning through following guidelines and/or working as a group

WHAT YOU NEED:

- Spoons; one for each kid
- Two plastic cups, each marked at the same height
- Bucket of water

NOTE: Do this game outside if possible. If not, do it in an area where the floor will not be slippery when water drops on it.

3. MAKE WAVES MURAL

[HEAR FROM GOD | MEMORY VERSE ACTIVITY]

Made to Connect: an activity that invites kids to share and collaborate with others while growing their understanding

WHAT YOU NEED:

- Print the "Make Waves Mural Week 1" Activity Page on heavy paper or cardstock and cut out; one for each small group.
- Bibles
- Beach ball, inflated
- Dry erase marker
- Mural from "Opening Activity"
- Tape


4. PRAY AND DISMISS

[PRAY TO GOD | PRAYER ACTIVITY]

Made to Reflect: an activity that creates space for personal processing and application

WHAT YOU NEED:

- Marbles from "Over-Flowing Love" Activity



WEEK
ONE
JUNE 2022

SMALL GROUP
K-5
STARTER

PRELUDE

SOCIAL

STORY

WORSHIP

GROUPS

HOME

GETTING READY

HERE'S EVERYTHING YOU NEED TO KNOW TO GET READY FOR THIS WEEK

HOME: PROMPTING ACTION BEYOND THE EXPERIENCE

- Print on cardstock or email this week's devotionals and Parent Cue cards.
- Tell parents about our additional family resource: **Parent Cue app.**

JOHN 3:16

1 JOHN 4:9

1 JOHN 4:10

1 JOHN 4:19

ROMANS 8:38

EPHESIANS 2:4

ROMANS 5:5

PSALM 48:9

What to Do:

Print and cut apart. Provide one set for each small group.

TITUS 3:4

PSALM 51:1

PSALM 136:2

1 JOHN 4:11

NEHEMIAH 1:5

2 CORINTHIANS 1:3

MICAH 7:18

1 JOHN 3:1


What to Do:

Print and cut apart. Provide one set for each small group.

"Over-Flowing Love Verses" Activity Page 2/2

June 2022, Week 1, K-5 Starter

©2022 The reThink Group, Inc. All rights reserved.



What to Do:

Print on heavy paper or cardstock and cut out. Provide one for each small group.

"Make Waves Mural Week 1" Activity Page

June 2022, Week 1, K-5 Starter
©2022 The reThink Group, Inc. All rights reserved.



WEEK
TWO
JUNE 2022

SMALL GROUP
K-5
STARTER

TODAY'S SUGGESTED SCHEDULE

NOTE: This version of the curriculum is designed especially for churches with fewer leaders and kids. You may want to use it if you have just one or two leaders and if you combine all your kids in both Large and Small Group time.

TODAY'S BIBLE STORY

I've Got the
Joy, Joy, Joy, Joy
The Apostles Are
Treated Badly
Acts 5:17-42

TODAY'S BOTTOM LINE

Choose joy no matter
what's going on.

MONTHLY MEMORY VERSE

"The fruit the Holy Spirit
produces is love, joy and peace.
It is being patient, kind and good.
It is being faithful and gentle and
having control of oneself."
Galatians 5:22-23a, NIV

MAKE WAVES

What you do today can
change the world around you.

BASIC TRUTH

I can trust God no matter what.

PRELUDE: Setting the tone for the experience

See the **Getting Ready** pages at the end of this document for a detailed description of what you'll need for today.

In the **Prelude** folder of your curriculum, you'll find a variety of other resources to help you prepare.

SMALL GROUP

15
MIN

SOCIAL: Providing time for fun interaction

Early Arriver
Opening Activity

LARGE GROUP

35
MIN

STORY: Communicating God's truth in engaging ways

WORSHIP: Inviting people to respond to God

Welcome/Opener
Worship ("Making Waves" from *Make Waves EP* and
"Never Gonna Give Up" from *Make a Move*)
Bible Story
Bottom Line
Prayer
Closer

SMALL GROUP

25
MIN

GROUPS: Creating a safe place to connect

Bible Story Review: Choose Joy
Application Activity: Joy-O-Meter
Memory Verse Activity: Make Waves Mural
Prayer Activity: Pray and Dismiss

HOME: Prompting action beyond the experience

Parent Cue Card (Print or Email)
Devotionals for Kids
Parent Cue App



WEEK
TWO
JUNE 2022

SMALL GROUP
K-5
STARTER

PRELUDE

SOCIAL

STORY

WORSHIP

GROUPS

HOME

PROVIDING TIME FOR FUN INTERACTION
15 MINUTES

MADE TO CONNECT

an activity that invites kids to share
and collaborate with others while
growing their understanding



face a tough time.

Before kids arrive, pray for each regular attendee by name. Pray for those who might visit your group for the first time. Pray that kids would understand that God can help them find the joy in every bad or hard situation. Ask God to help kids identify the parts of difficult situations that they could focus on in order to choose joy. Pray that kids would remember how much God loves them, especially when they

TODAY'S BIBLE STORY

I've Got the
Joy, Joy, Joy, Joy
The Apostles Are
Treated Badly
Acts 5:17-42

1. EARLY ARRIVER

WHAT YOU NEED: Offering container, large bowl, Orbeez® or pom-poms for "Choose Joy" Activity

WHAT YOU DO:

- Welcome kids to Small Group by name as they arrive.
- Invite kids who brought an offering to put it in the offering container.
- Ask the kids to help you prepare for the Bible Story Review game by getting the Orbeez or pom-poms into a large bowl and mixing them up.
- As you work, ask the following questions:
 - When have you been the happiest in your life?
 - Where is the place that you feel happiest?
 - Who makes you feel happy?
 - If you were sad, what would cheer you up the most?

TODAY'S BOTTOM LINE

Choose joy no matter
what's going on.

MONTHLY MEMORY VERSE

"The fruit the Holy Spirit
produces is love, joy and peace.
It is being patient, kind and good.
It is being faithful and gentle and
having control of oneself."
Galatians 5:22-23a, NIV

MAKE WAVES

What you do today can
change the world around you.

BASIC TRUTH

I can trust God no matter what.



WEEK
TWO
JUNE 2022

SMALL GROUP
K-5
STARTER

PRELUDE

SOCIAL

STORY

WORSHIP

GROUPS

HOME

PROVIDING TIME FOR FUN INTERACTION
15 MINUTES

MADE TO CREATE

an activity that explores ideas through the process of drawing, building, designing, and problem-solving



2. OPENING ACTIVITY

WHAT YOU NEED: Coloring materials, paper

WHAT YOU DO:

- Give each kid a piece of paper.
- Set out the coloring materials.
- Invite the kids to draw joy—however they understand it.
- Ask, “What does joy look like?”
- To prompt their thinking, tell the kids they can write the letters of JOY and decorate them, draw a person or place that brings them joy, draw an abstract representation of the emotion of joy, or whatever they can think of!
- After they’ve finished, invite kids to share about their pictures with the rest of the group.

WHAT YOU SAY:

“Joy is a lot like happiness, but not exactly the same. People have a lot of different ideas of what joy really means. **[Transition]** Let’s go to Large Group to see what joy looks like in action!”

Lead your group to the Large Group area.

TODAY’S BIBLE STORY

**I’ve Got the
Joy, Joy, Joy, Joy**
The Apostles Are
Treated Badly
Acts 5:17-42

TODAY’S BOTTOM LINE

**Choose joy no matter
what’s going on.**

MONTHLY MEMORY VERSE


**“The fruit the Holy Spirit
produces is love, joy and peace.
It is being patient, kind and good.
It is being faithful and gentle and
having control of oneself.”**
Galatians 5:22-23a, NIV

MAKE WAVES

**What you do today can
change the world around you.**

BASIC TRUTH

I can trust God no matter what.



WEEK
TWO
JUNE 2022

SMALL GROUP
K-5
STARTER

PRELUDE

SOCIAL

STORY

WORSHIP

GROUPS

HOME

CREATING A SAFE PLACE TO CONNECT
25 MINUTES

MADE TO PLAY

an activity that encourages learning through following guidelines and/or working as a group



* 1. CHOOSE JOY

[TALK ABOUT GOD | BIBLE STORY REVIEW]

WHAT YOU NEED: Large bowl with Orbeez® or pom-poms, two smaller bowls, disposable chopsticks

NOTE: If using Orbeez or other water beads, this is a great game to play outside!

TODAY'S BIBLE STORY

**I've Got the
Joy, Joy, Joy, Joy**
The Apostles Are
Treated Badly
Acts 5:17-42

WHAT YOU DO:

- Set the water beads or pom-poms in a large bowl if kids did not prepare them in "Early Arriver."
- Place the large bowl on one side of your Small Group area with the smaller bowls and chopsticks nearby on that same side of your area.
- Divide your group into two teams.
- Instruct both teams to line up on the far end of the playing area.
- Assign each team a color of water beads or pom-poms and a small bowl.
- Direct the first kid on each team to run to the big bowl, use the chopsticks to take out five of their color beads and put them in the smaller bowl, then run back to their team and tag the next kid.
- The game ends when one team has all of their beads from the large bowl into their small bowl.

WHAT YOU SAY:

"How might this game have been different if both teams were supposed to get the same color? (Invite responses.) I like that you had different colors because joy looks different for everyone.

"For some people, joy might be trying to find the positive in an unpleasant situation. You could choose to be happy with a snack from the vending machine at the car repair shop instead of the ice cream you were on your way to get when the car broke down. For others, joy looks like trusting God that a rough time—when someone you love is sick or you feel lonely—won't last forever.

"How do you **choose joy no matter what's going on?** What does joy look like for you? (Invite responses and try to steer away from joy as equal to happiness. Remind kids that joy is a choice to trust God's plan, no matter what, while happiness just occurs easily when life is good.)

[Make It Personal] (Share an age-appropriate story about when you chose joy in the face of a tough situation. Did you find a positive attitude in the midst of negativity? Did you focus on gratitude for what you had instead of sadness about what you didn't?)

"The apostles in our Bible story had joy even when things were going wrong. They knew that God's plan in Jesus was good news for all people, and that

TODAY'S BOTTOM LINE

**Choose joy no matter
what's going on.**

MONTHLY MEMORY VERSE


**"The fruit the Holy Spirit
produces is love, joy and peace.
It is being patient, kind and good.
It is being faithful and gentle and
having control of oneself."
Galatians 5:22-23a, NIV**

MAKE WAVES

**What you do today can
change the world around you.**

BASIC TRUTH

I can trust God no matter what.



WEEK
TWO
JUNE 2022

SMALL GROUP
K-5
STARTER

PRELUDE **SOCIAL** **STORY** **WORSHIP** **GROUPS** **HOME**

CREATING A SAFE PLACE TO CONNECT
25 MINUTES

(*1. CHOOSE JOY, CONTINUED)

truth gave them joy. It didn’t make their lives perfect, and there were times when they were scared or sad, but they chose to have joy and trust God, no matter what.”



WEEK
TWO
JUNE 2022

SMALL GROUP
K-5
STARTER

PRELUDE

SOCIAL

STORY

WORSHIP

GROUPS

HOME

CREATING A SAFE PLACE TO CONNECT
25 MINUTES

MADE TO CONNECT

an activity that invites kids to share
and collaborate with others while
growing their understanding



2. JOY-O-METER

[LIVE FOR GOD | APPLICATION ACTIVITY]

WHAT YOU NEED: "Joy-O-Meter Faces" Activity Pages,
"Joy-O-Meter Cards" Activity Page, double-sided tape,
coloring materials, clear contact paper or packing tape

WHAT YOU DO:

- Give each kid a face from the "Joy-O-Meter Faces" Activity Pages and coloring materials.
- Invite the kids to color their face.
- After they finish, cover the faces with clear contact paper or packing tape.
- Put a line of double-sided tape on a table or wall and stick the "0% Joy found" card to one end and the "100% Joy found" to the other end.
- Read the first "Joy-O-Meter" card.
- Instruct the kids to put their face along the Joy-O-Meter tape line to show how much joy they think they could find in that situation.
- Direct them to take their faces off the meter, then read the next card.
- Play until you run out of cards or as long as time allows.
- Leave the Joy-O-Meter tape line up for "Pray and Dismiss."

WHAT YOU SAY:

"This game reminds us that you can **choose joy no matter what's going on**. Choosing joy doesn't mean you pretend nothing is ever wrong, and it doesn't mean you have to be happy about sad things. Choosing joy means you trust God and God's plan. God loves us all so much that we get to have a never-ending relationship together. That's a big thing to be joyful about, no matter what else happens.

"But as much as we can have BIG JOY about God's forever plan, we can choose joy in small ways, too. How are you going to choose joy this week? (Invite kids to share. Prompt them to think of normal situations like being grateful for what they have, keeping a good attitude during a tense time, dealing with not having what they want, etc.)

"Those are all great ways you can **choose joy no matter what's going on**."

Optional Discussion Questions for Older Kids

If you lead 4th, 5th, or 6th graders, consider asking these discussion questions:

- Have you ever seen someone who has joy in very difficult circumstances, like a person who's very sick but is still kind to others or someone who doesn't have a lot of things but is grateful for what they do have? What was that person like?
- Who is the most joyful person you know in real life? Why do you think so?
- What can you do if you're in a situation where you feel like joy is impossible?

TODAY'S BIBLE STORY

**I've Got the
Joy, Joy, Joy, Joy**
The Apostles Are
Treated Badly
Acts 5:17-42

TODAY'S BOTTOM LINE

**Choose joy no matter
what's going on.**

MONTHLY MEMORY VERSE

**"The fruit the Holy Spirit
produces is love, joy and peace.
It is being patient, kind and good.
It is being faithful and gentle and
having control of oneself."**
Galatians 5:22-23a, NIV

MAKE WAVES

**What you do today can
change the world around you.**

BASIC TRUTH

I can trust God no matter what.



WEEK
TWO
JUNE 2022

SMALL GROUP
K-5
STARTER

PRELUDE

SOCIAL

STORY

WORSHIP

GROUPS

HOME

CREATING A SAFE PLACE TO CONNECT
25 MINUTES

MADE TO MOVE

an activity that increases the oxygen
in the brain and taps into the energy
in the body



3. MAKE WAVES MURAL

[HEAR FROM GOD | MEMORY VERSE ACTIVITY]

WHAT YOU NEED: "Make Waves Mural Week 2" Activity
Page, Bibles, Mural from previous week, tape or glue, ring-
shaped pool float

WHAT YOU DO:

- Make sure each kid has a Bible.
- Together, look up Galatians 5:22-23 with the navigation tips.

TODAY'S BIBLE STORY

I've Got the
Joy, Joy, Joy, Joy
The Apostles Are
Treated Badly
Acts 5:17-42

Finding verses with a multi-age group: Guide all kids to open their Bibles to the front and find the table of contents. Hold up a Bible opened to the table of contents to show the kids what the page looks like. When the kids find the table of contents, ask a middle elementary kid (2nd–3rd grade) to find Galatians in the list under "New Testament." When the kid finds Galatians, lead them to look at the page number beside the word and say it, explaining that the number tells them on what page they can find Galatians. Ask older elementary kids (4th–5th grade) to help younger ones find the correct page in their own Bibles. When they all find Galatians, explain that the big numbers on the page are the chapter numbers. Ask a kindergartner or 1st grader to find chapter 5, and give time for all the kids to turn the pages to find it. Explain that the small numbers are verse numbers, and ask a middle elementary kid to find verse 22 in chapter 5. Then, read the verse aloud slowly, especially for your pre-readers; or ask older elementary kids to read it to the group.

TODAY'S BOTTOM LINE

Choose joy no matter
what's going on.

MONTHLY MEMORY VERSE

"The fruit the Holy Spirit
produces is love, joy and peace.
It is being patient, kind and good.
It is being faithful and gentle and
having control of oneself."
Galatians 5:22-23a, NIV

- Read the verses out loud with the group.
- Remind kids that the group is adding symbols to the mural each week. This week's symbol is for joy.
- Tape or glue the "JOY" pool ring decal to the mural.
- Ask one kid to be the first volunteer.
- Instruct that kid to stand about six feet away from your group and put their hands together above their head (like they're making an arrow point).
- Direct the first kid from the group to toss the ring-shaped pool float onto their friend's upright arms, ring-toss style.
- Invite the other kids to take turns tossing the float.
- Ask for someone else to be the volunteer.
- Play as long as time allows.
- Store the mural in a safe place for next week.

MAKE WAVES


What you do today can
change the world around you.

BASIC TRUTH

I can trust God no matter what.

WHAT YOU SAY:

"Sometimes, we talk about joy like it's this pool float and we're waiting with our arms up for joy to come to us out of the sky. If we don't feel joy, we figure it's the fault of whoever should be making us happy and tossing that float—our parents, our teachers, life in general, sometimes even God.



WEEK
TWO
JUNE 2022

SMALL GROUP
K-5
STARTER

PRELUDE

SOCIAL

STORY

WORSHIP


GROUPS

HOME

CREATING A SAFE PLACE TO CONNECT
25 MINUTES

(3. MAKE WAVES MURAL, CONTINUED)

“But that’s not joy. Joy is a choice, and it’s something God grows in us as we follow God’s plan for our lives. You can’t stand still and wait for joy to happen to you, you have to choose **joy no matter what’s going on**. If you ask, God will help you choose joy, even when it’s difficult to understand or there’s not much to be happy about in your situation.”



WEEK
TWO
JUNE 2022

SMALL GROUP
K-5
STARTER

PRELUDE

SOCIAL

STORY

WORSHIP

GROUPS

HOME

CREATING A SAFE PLACE TO CONNECT
25 MINUTES

MADE TO REFLECT

an activity that creates space
for personal processing
and application



4. PRAY AND DISMISS

[PRAY TO GOD | PRAYER ACTIVITY]

WHAT YOU NEED: "Joy-O-Meter" Activity tape line, face cards

WHAT YOU DO:

- Gather the kids around the Joy-O-Meter.
- Give each kid the face they colored in the "Joy-O-Meter" Activity.
- Ask kids to evaluate their joy right this minute and place their face on the line.
- Remind kids that they can **choose joy no matter what's going on**, even if they're facing things that aren't so happy right now.
- Close your group time in prayer.

WHAT YOU SAY:

"Dear God, You give us the gift of joy! We are joyful to be called Your children. We trust that You have a good plan for us, and we can have joy knowing You love us. Thank You! We love You, and we pray these things in Jesus' name. Amen."

As adults arrive to pick up, invite the kids to share the Joy pictures they made during "Opening Activity."

TODAY'S BIBLE STORY

**I've Got the
Joy, Joy, Joy, Joy**
The Apostles Are
Treated Badly
Acts 5:17-42

TODAY'S BOTTOM LINE

**Choose joy no matter
what's going on.**

MONTHLY MEMORY VERSE

**"The fruit the Holy Spirit
produces is love, joy and peace.
It is being patient, kind and good.
It is being faithful and gentle and
having control of oneself."
Galatians 5:22-23a, NIV**

MAKE WAVES

**What you do today can
change the world around you.**

BASIC TRUTH

I can trust God no matter what.



WEEK
TWO
JUNE 2022

SMALL GROUP
K-5
STARTER

PRELUDE

SOCIAL

STORY

WORSHIP

GROUPS

HOME

GETTING READY

HERE'S EVERYTHING YOU NEED TO KNOW TO GET READY FOR THIS WEEK

SOCIAL: PROVIDING TIME FOR FUN INTERACTION (15 MINUTES)

Welcome kids and spend time engaging in conversation and catching up. Get ready to experience today's story.

(Choose one or both of these activities.)

1. EARLY ARRIVER

Made to Connect: an activity that invites kids to share and collaborate with others while growing their understanding

WHAT YOU NEED:

- Offering container
- Orbeez® or pom-poms for "Choose Joy" Activity
- Large bowl for "Choose Joy" Activity

2. OPENING ACTIVITY

Made to Create: an activity that explores ideas through the process of drawing, building, designing, and problem-solving

WHAT YOU NEED:

- Coloring materials
- Paper

GROUPS: CREATING A SAFE PLACE TO CONNECT (25 MINUTES)

Create a safe place to connect and learn how the Bible story applies to real life experiences, through interactive activities and discussion questions.

(Choose as many of these activities as you like.)

* If you don't have time to do all these activities, be sure to do activity #1.

* 1. CHOOSE JOY

[TALK ABOUT GOD | BIBLE STORY REVIEW]

Made to Play: an activity that encourages learning through following guidelines and/or working as a group

WHAT YOU NEED:

- Orbeez® water beads in several colors (soaked for the required amount of time in water) OR pom-poms in several different colors
- Large bowl
- Two smaller bowls
- Several sets of disposable chopsticks

2. JOY-O-METER

[LIVE FOR GOD | APPLICATION ACTIVITY]

Made to Connect: an activity that invites kids to share and collaborate with others while growing their understanding

WHAT YOU NEED:

- Print the "Joy-O-Meter Faces" Activity Page on cardstock and cut apart; one face for each kid
- Print the "Joy-O-Meter Cards" on cardstock and cut apart; one set for each small group
- Clear contact paper or packing tape
- Coloring materials
- Double-sided tape

3. MAKE WAVES MURAL

[HEAR FROM GOD | MEMORY VERSE ACTIVITY]

Made to Move: an activity that increases the oxygen in the brain and taps into the energy in the body

WHAT YOU NEED:

- Print the "Make Waves Mural Week 2" Activity Page on heavy paper or cardstock and cut out; one for each small group
- Bibles
- Mural from previous week
- Tape or glue
- Ring-shaped pool float

4. PRAY AND DISMISS

[PRAY TO GOD | PRAYER ACTIVITY]


Made to Reflect: an activity that creates space for personal processing and application

WHAT YOU NEED:

- "Joy-O-Meter" Activity tape line and face cards

HOME: PROMPTING ACTION BEYOND THE EXPERIENCE

- Print on cardstock or email this week's devotionals and Parent Cue cards.
- Tell parents about our additional family resource: **Parent Cue app.**



What to Do:

Print on cardstock and cut apart. Provide one face for each kid.

"Joy-o-Meter Faces" Activity Page

June 2022, Week 2, K-5 Starter
©2022 The reThink Group, Inc. All rights reserved.

Your family is on the way to see a movie you waited for months to see when your little brother or sister gets sick in the backseat and you have to head home instead.

Recess is cancelled because a few kids in your class were misbehaving. Instead, you have to sit quietly and read books.

You have a Saturday morning full of chores before going to a friend's birthday party.

Instead of going to the park, you get dragged to your parents' friends' house where they talk FOREVER about really boring stuff.

Someone you love is sick and you're going to visit them in the hospital.

Your friend gets the toy you've wanted for ages and offers to let you play with it sometimes.

Your teacher assigns extra homework on the day of your big game.

No one saved you a seat at lunch and you're sitting alone.

Your mom gave your sibling your leftover tacos for lunch.

You hoped to go away for vacation but you're staying home all summer long.

The power went out just before your birthday party!

You feel discouraged about a big test.

What to Do:

Print on paper and cut apart. Provide one set for each small group.

"Joy-o-Meter Cards" Activity Page

June 2022, Week 2, K-5 Starter
©2022 The reThink Group, Inc. All rights reserved.



0% Joy Found



100% Joy Found


What to Do:

Print on cardstock and cut apart. Provide one set for each small group.

"Joy-o-Meter Cards" Activity Page

June 2022, Week 2, K-5 Starter

©2022 The reThink Group, Inc. All rights reserved.



What to Do:

Print on heavy paper or cardstock and cut out. Provide one for each small group.

"Make Waves Mural Week 2" Activity Page

June 2022, Week 2, K-5 Starter

©2022 The reThink Group, Inc. All rights reserved.



WEEK
THREE
JUNE 2022

SMALL GROUP
K-5
STARTER

TODAY'S SUGGESTED SCHEDULE

NOTE: This version of the curriculum is designed especially for churches with fewer leaders and kids. You may want to use it if you have just one or two leaders and if you combine all your kids in both Large and Small Group time.

TODAY'S BIBLE STORY

Why Can't We Be Friends?

Abigail Intervenes
1 Samuel 25:1-35

TODAY'S BOTTOM LINE

You can help others make peace.

MONTHLY MEMORY VERSE

"The fruit the Holy Spirit produces is love, joy and peace. It is being patient, kind and good. It is being faithful and gentle and having control of oneself."

Galatians 5:22-23a, NIV

MAKE WAVES

What you do today can change the world around you.

BASIC TRUTH

I need to make the wise choice.

PRELUDE: Setting the tone for the experience

See the **Getting Ready** pages at the end of this document for a detailed description of what you'll need for today.

In the **Prelude** folder of your curriculum, you'll find a variety of other resources to help you prepare.

SMALL GROUP

15
MIN

SOCIAL: Providing time for fun interaction

Early Arriver
Opening Activity

LARGE GROUP

35
MIN

STORY: Communicating God's truth in engaging ways

WORSHIP: Inviting people to respond to God

Welcome/Opener
Worship ("Love One Another" from *Make a Move* and "Never Gonna Give Up" from *Make a Move*)
Bible Story
Bottom Line
Prayer
Closer

SMALL GROUP

25
MIN

GROUPS: Creating a safe place to connect

Bible Story Review: Peaceful Plodding
Application Activity: Just Add Water
Memory Verse Activity: Make Waves Mural
Prayer Activity: Pray and Dismiss

HOME: Prompting action beyond the experience

Parent Cue Card (Print or Email)
Devotionals for Kids
Parent Cue App



WEEK
THREE
JUNE 2022

SMALL GROUP
K-5
STARTER

PRELUDE

SOCIAL

STORY

WORSHIP

GROUPS

HOME

PROVIDING TIME FOR FUN INTERACTION
15 MINUTES

MADE TO CREATE

an activity that explores ideas through the process of drawing, building, designing, and problem-solving



Holy Spirit.

Before kids arrive, pray for each regular attendee by name. Pray for those who might visit your group for the first time. Ask God to guide kids to identify situations in which they can encourage others and help them make peace. Pray that kids wouldn't feel pressure to solve problems that are out of their league but they would instead have confidence to be peacemakers, knowing that they have the help of the

TODAY'S BIBLE STORY

Why Can't We Be Friends?

Abigail Intervenes

1 Samuel 25:1-35

1. EARLY ARRIVER

WHAT YOU NEED: Offering container, creative building materials

WHAT YOU DO:

- Welcome kids by name as they arrive to Small Group.
- Invite kids who brought an offering to put it in the offering container.
- Set out the building materials.
- Invite the kids to make something creative out of the materials you have.
- As the kids build, ask, "What are some things a person can make with ordinary items and a little bit of creativity?"
- When they're finished building, invite the kids to share their creation with the group.

TODAY'S BOTTOM LINE

You can help others make peace.

MONTHLY MEMORY VERSE

"The fruit the Holy Spirit produces is love, joy and peace. It is being patient, kind and good. It is being faithful and gentle and having control of oneself."

Galatians 5:22-23a, NIV

MAKE WAVES

What you do today can change the world around you.

BASIC TRUTH

I need to make the wise choice.



WEEK
THREE
JUNE 2022

SMALL GROUP
K-5
STARTER

PRELUDE

SOCIAL

STORY

WORSHIP

GROUPS

HOME

PROVIDING TIME FOR FUN INTERACTION
15 MINUTES

MADE TO EXPLORE

an activity that extends learning
through hands-on experimentation
and discovery



2. OPENING ACTIVITY

WHAT YOU NEED: *Option 1:* supplies for an activity that needs hand-eye coordination
Option 2: Play-Doh® or a plate and canned whipped cream and paper towels or hand wipes

WHAT YOU DO:

- Instruct the kids to choose a partner (try to keep kids who are roughly the same size together).
- Set out the items you prepared.
- Direct one kid of each pair to stand near the items and put their hands on their hips with elbows pointing outward.
- Instruct the partners to thread their arms between their partner's elbows and sides so it looks like their hands are actually their partner's hands.
- Issue some challenges with the materials you have. For example:
 - Toss a ping-pong ball from one cup to another.
 - Build a tower from blocks or cups.
 - Thread cereal or beads on a pipe cleaner.
 - Make something specific out of Play-Doh. (Assign this according to the age of the kid making the object: think simple!)
 - Make a giant pile of whipped cream on a plate.
 - Feel free to come up with your own coordination challenges!
- After one or two challenges, direct the partners to switch roles and play again.
- Clean up the kids and your Small Group area before heading to Large Group.

TODAY'S BIBLE STORY

Why Can't We Be Friends?

Abigail Intervenes
1 Samuel 25:1-35

TODAY'S BOTTOM LINE

You can help others make peace.

MONTHLY MEMORY VERSE

"The fruit the Holy Spirit
produces is love, joy and peace.
It is being patient, kind and good.
It is being faithful and gentle and
having control of oneself."
Galatians 5:22-23a, NIV

MAKE WAVES

What you do today can
change the world around you.

BASIC TRUTH

I need to make the wise choice.

WHAT YOU SAY:

"It's hard to make anything when you don't have a clear picture of what's going on. You try, but things can get pretty messy! **[Transition] Let's go hear how an extraordinary person made peace, even in the middle of a confusing situation.**"

Lead your group to the Large Group area.



WEEK
THREE
JUNE 2022

SMALL GROUP
K-5
STARTER

PRELUDE

SOCIAL

STORY

WORSHIP

GROUPS

HOME

CREATING A SAFE PLACE TO CONNECT
25 MINUTES

MADE TO MOVE

an activity that increases the oxygen
in the brain and taps into the energy
in the body



*1. PEACEFUL PLODDING

[TALK ABOUT GOD | BIBLE STORY REVIEW]

WHAT YOU NEED: "Peaceful Plodding Supplies" Activity Pages, plastic grocery bags, ribbon or yarn

WHAT YOU DO:

- Divide your group into two teams.
- Line up both teams on one side of your Small Group area.
- Thread the ribbon or yarn through the handles of the grocery bag, leaving the ends very long.
- Place one set of the "Peaceful Plodding Supplies" Activity Page at the end of each team's line.
- Direct the first kid to get down on their hands and knees like a donkey.
- Instruct the next kid to tie the bag around the first kid's waist so that the bag is attached to their back or side like a saddle bag.
- Direct the second kid to place one item from the "Peaceful Plodding Supplies" Activity Page in the bag.
- Instruct the kid who is the donkey to walk on all fours to the other side of the Small Group area then stand and untie the bag from around their waist. They place the supply on that side of the room then run back to give the bag to the next kid in line and go to the end.
- Let older kids move around during the game so they can help younger kids with the tying and untying.
- The first team with all of their supplies at the far end of the room, wins!

WHAT YOU SAY:

"When we think of peace, we might not think of donkeys and picnic food! Abigail showed great creativity when she made peace with David by using some unusual supplies.

"Making peace usually means doing something unusual or surprising. It can take a lot of creativity and dedication. **[Make It Personal] (Share a time you made peace between friends, family members, or co-workers. What creative solution did you offer them? How did you approach each person in the conflict?)**

"The conflict between Nabal and David wasn't necessarily Abigail's problem, but she knew that peace was the best solution for everyone. So she did what was necessary.

"You don't have to get involved in drama that's not your responsibility, but **you can help others make peace** when there is conflict. How could you help two younger kids make peace if they're fighting over the swings at a park? (Invite responses.) Or what if your friends are arguing over something that one of them posted online? (Invite responses.) When people want to stir up drama, **you can help others make peace.**"

TODAY'S BIBLE STORY

Why Can't We Be Friends?

Abigail Intervenes
1 Samuel 25:1-35

TODAY'S BOTTOM LINE

You can help others make peace.

MONTHLY MEMORY VERSE

"The fruit the Holy Spirit
produces is love, joy and peace.
It is being patient, kind and good.
It is being faithful and gentle and
having control of oneself."
Galatians 5:22-23a, NIV

MAKE WAVES

What you do today can
change the world around you.

BASIC TRUTH

I need to make the wise choice.



WEEK
THREE
JUNE 2022

SMALL GROUP
K-5
STARTER

PRELUDE

SOCIAL

STORY

WORSHIP

GROUPS

HOME

CREATING A SAFE PLACE TO CONNECT
25 MINUTES

MADE TO EXPLORE

an activity that extends learning
through hands-on experimentation
and discovery



chocolate chips

TODAY'S BIBLE STORY

Why Can't We Be Friends?

Abigail Intervenes
1 Samuel 25:1-35

**NOTE: Be aware of food allergies in your group and adjust materials accordingly.*

WHAT YOU DO:

- For both options, offer kids a taste of the raw pancake mix or dry oatmeal.
- Add water if needed and cook the foods according to the directions.
- Serve kids the treat and toppings.

WHAT YOU SAY:

"What did you think of that uncooked [mix or oatmeal]? Not very tasty, huh? It's amazing that if we add something as simple as water and cook it, something delicious can come out of that mix.

"Where do you need to add a little peace in your life? Maybe there's a conflict between your friends that's gotten drawn out and ridiculous. Can you make peace there?

"Maybe you live in an area that doesn't always feel safe. You can't make peace there all by yourself, but what small things can you do to make a pocket of peace in your home? Stick up for your siblings? Respond with kindness instead of anger?

"Peace is like the water and heat we added to the [mix or oatmeal]. It transforms a difficult or unpleasant situation into an awesome story of God at work. Look for ways that **you can help others make peace** this week."

Optional Discussion Questions for Older Kids

If you lead 4th, 5th, or 6th graders, consider asking these discussion questions:

- When is it not your responsibility to make peace between people who are fighting?
- How can you make peace if you are part of the conflict yourself?

TODAY'S BOTTOM LINE

You can help others make peace.

MONTHLY MEMORY VERSE

"The fruit the Holy Spirit
produces is love, joy and peace.
It is being patient, kind and good.
It is being faithful and gentle and
having control of oneself."


Galatians 5:22-23a, NIV

MAKE WAVES

What you do today can
change the world around you.

BASIC TRUTH

I need to make the wise choice.



WEEK
THREE
JUNE 2022

SMALL GROUP
K-5
STARTER

PRELUDE

SOCIAL

STORY

WORSHIP

GROUPS

HOME

CREATING A SAFE PLACE TO CONNECT
25 MINUTES

MADE TO MOVE

an activity that increases the oxygen
in the brain and taps into the energy
in the body



3. MAKE WAVES MURAL

[HEAR FROM GOD | MEMORY VERSE ACTIVITY]

WHAT YOU NEED: "Make Waves Mural Week 3" Activity Page, mural from previous weeks, Bibles, green streamers, tape or glue

WHAT YOU DO:

- Make sure each kid has a Bible.
- Look up and read Galatians 5:22-23a out loud together using the navigation tips below.

TODAY'S BIBLE STORY

Why Can't We Be Friends?

Abigail Intervenes

1 Samuel 25:1-35

Finding verses with a multi-age group: Guide all kids to open their Bibles to the front and find the table of contents. Hold up a Bible opened to the table of contents to show the kids what the page looks like. When the kids find the table of contents, ask a middle elementary kid (2nd–3rd grade) to find Galatians in the list under "New Testament." When the kid finds Galatians, lead them to look at the page number beside the word and say it, explaining that the number tells them on what page they can find Galatians. Ask older elementary kids (4th–5th grade) to help younger ones find the correct page in their own Bibles. When they all find Galatians, explain that the big numbers on the page are the chapter numbers. Ask a kindergartner or 1st grader to find chapter 5, and give time for all the kids to turn the pages to find it. Explain that the small numbers are verse numbers, and ask a middle elementary kid to find verse 22 in chapter 5. Then, read the verse aloud slowly, especially for your pre-readers; or ask older elementary kids to read it to the group.

TODAY'S BOTTOM LINE

You can help others make peace.

MONTHLY MEMORY VERSE

"The fruit the Holy Spirit
produces is love, joy and peace.
It is being patient, kind and good.
It is being faithful and gentle and
having control of oneself."
Galatians 5:22-23a, NIV

MAKE WAVES

What you do today can
change the world around you.

BASIC TRUTH


I need to make the wise choice.

- Set out the mural, the "Make Waves Mural Week 3" Activity Page cutout, and the tape or glue.
- Invite the kids to find a place for the "PEACE" seaweed on the mural then tape or glue it.
- Say, "Seaweed goes wherever the waves go, wherever the ripples carry it."
- Give each kid a long piece of green streamer as their own seaweed.
- Tell the kids that when you say, "Chaos," they should shake, wave, and flutter their streamer as much as they can.
- Tell the kids that when you say, "Peace," they should try to wave their streamers in the same direction, silently.
- Play as many rounds as time allows.
- Store the mural to use next week.

WHAT YOU SAY:

"You were practicing making peace! When you all waved your streamers in the same direction, that was peaceful. There wasn't chaos and craziness.

"There's a time for being independent and insisting on what's right, but there's also a time for making peace and building relationships, like Abigail did in our Bible story.



WEEK
THREE
JUNE 2022

SMALL GROUP
K-5
STARTER

PRELUDE

SOCIAL

STORY

WORSHIP

GROUPS

HOME

CREATING A SAFE PLACE TO CONNECT
25 MINUTES

(3. MAKE WAVES MURAL, CONTINUED)

"Think about where you need peace the most in your life. Is it between you and your siblings? You might need to be the first to apologize then. Is it at school? You might need to keep yourself still and calm even when the class is going crazy and you want to join in. Is it in your community? Find an adult who is working on making and keeping peace in your community and ask them how you can help.

"Whatever you choose to do this week, **you can help others make peace.**"



WEEK
THREE
JUNE 2022

SMALL GROUP
K-5
STARTER

PRELUDE

SOCIAL

STORY

WORSHIP

GROUPS

HOME

CREATING A SAFE PLACE TO CONNECT
25 MINUTES

MADE TO REFLECT

an activity that creates space
for personal processing
and application



4. PRAY AND DISMISS

[PRAY TO GOD | PRAYER ACTIVITY]

WHAT YOU NEED: (Optional) packets of instant oatmeal
or zipper sandwich bags of dry pancake batter

WHAT YOU DO:

- Give each kid a packet of instant oatmeal or pancake mix, but instruct them to take the packets home, not open them now.
- As you give one to each kid, say, "[Kid's name], this week remember that **you can help others make peace.**"
- Close your group time in prayer.

WHAT YOU SAY:

"Dear God, thank You for making peace with us through Jesus. Show us how to be peacemakers this week. We love You, and we pray these things in Jesus' name. Amen."

As adults arrive to pick up, make sure kids take their oatmeal or pancake mix to share about how they can be peacemakers!

TODAY'S BIBLE STORY

Why Can't We Be Friends?

Abigail Intervenes
1 Samuel 25:1-35

TODAY'S BOTTOM LINE

You can help others make peace.

MONTHLY MEMORY VERSE

"The fruit the Holy Spirit
produces is love, joy and peace.
It is being patient, kind and good.
It is being faithful and gentle and
having control of oneself."

Galatians 5:22-23a, NIV

MAKE WAVES

What you do today can
change the world around you.

BASIC TRUTH

I need to make the wise choice.



WEEK
THREE
JUNE 2022

SMALL GROUP
K-5
STARTER

PRELUDE

SOCIAL

STORY

WORSHIP

GROUPS

HOME

GETTING READY

HERE'S EVERYTHING YOU NEED TO KNOW TO GET READY FOR THIS WEEK

SOCIAL: PROVIDING TIME FOR FUN INTERACTION (15 MINUTES)

Welcome kids and spend time engaging in conversation and catching up. Get ready to experience today's story.

(Choose one or both of these activities.)

1. EARLY ARRIVER

Made to Create: an activity that explores ideas through the process of drawing, building, designing, and problem-solving

WHAT YOU NEED:

- Offering container
- Creative building materials (LEGOs®, blocks, pipe cleaners, playing cards, whatever is easily available)

2. OPENING ACTIVITY

Made to Explore: an activity that extends learning through hands-on experimentation and discovery

WHAT YOU NEED:

- Option 1- Supplies for an activity that requires hand-eye coordination such as:
 - Ping-pong balls and cups (tossing a ping-pong ball from one cup to another)
 - Blocks or cups (building a block or cup tower)
 - O's cereal or beads and pipe cleaners (threading)
- Option 2- Play-Doh® or a plate and canned whipped cream and paper towels or hand wipes

GROUPS: CREATING A SAFE PLACE TO CONNECT (25 MINUTES)

Create a safe place to connect and learn how the Bible story applies to real life experiences, through interactive activities and discussion questions.

(Choose as many of these activities as you like.)

* If you don't have time to do all these activities, be sure to do activity #1.

* 1. PEACEFUL PLODDING

[TALK ABOUT GOD | BIBLE STORY REVIEW]

Made to Move: an activity that increases the oxygen in the brain and taps into the energy in the body

WHAT YOU NEED:

- Print the "Peaceful Plodding Supplies" Activity Page

on cardstock and cut apart; two sets for each small group

- Two plastic grocery bags
- Two ribbons or yarn

2. JUST ADD WATER*

[LIVE FOR GOD | APPLICATION ACTIVITY]

Made to Connect: an activity that invites kids to share and collaborate with others while growing their understanding

WHAT YOU NEED:

- Pitcher of water
- Hand wipes
- Option 1- pancake mix in a pour container, plug-in griddle, spatula, plates, forks, syrup, fruit, chocolate chips
- Option 2- a microwave or plug-in tea kettle, gluten-free instant oatmeal packets, bowls, spoons, toppings like fruit and chocolate chips

*NOTE: Be aware of food allergies in your group and adjust materials accordingly.

3. MAKE WAVES MURAL

[HEAR FROM GOD | MEMORY VERSE ACTIVITY]

Made to Move: an activity that increases the oxygen in the brain and taps into the energy in the body

WHAT YOU NEED:

- Print the "Make Waves Mural Week 3" Activity Page on heavy paper or cardstock and cut out; one for each small group
- Mural from previous weeks
- Bibles
- Green streamers
- Tape or glue


4. PRAY AND DISMISS

[PRAY TO GOD | PRAYER ACTIVITY]

Made to Reflect: an activity that creates space for personal processing and application

WHAT YOU NEED:

- (Optional) Packets of instant oatmeal or zipper sandwich bags of dry pancake batter



WEEK
THREE
JUNE 2022

SMALL GROUP
K-5
STARTER

PRELUDE

SOCIAL

STORY

WORSHIP

GROUPS


HOME

GETTING READY

HERE'S EVERYTHING YOU NEED TO KNOW TO GET READY FOR THIS WEEK

HOME: PROMPTING ACTION BEYOND THE EXPERIENCE

- Print on cardstock or email this week's devotionals and Parent Cue cards.
- Tell parents about our additional family resource: **Parent Cue app.**




**Canteens
of drink**




**Loaves
of bread**

What to Do:

Print on cardstock and cut apart. Provide two sets for each small group.



Pots of grain



A feast of meat

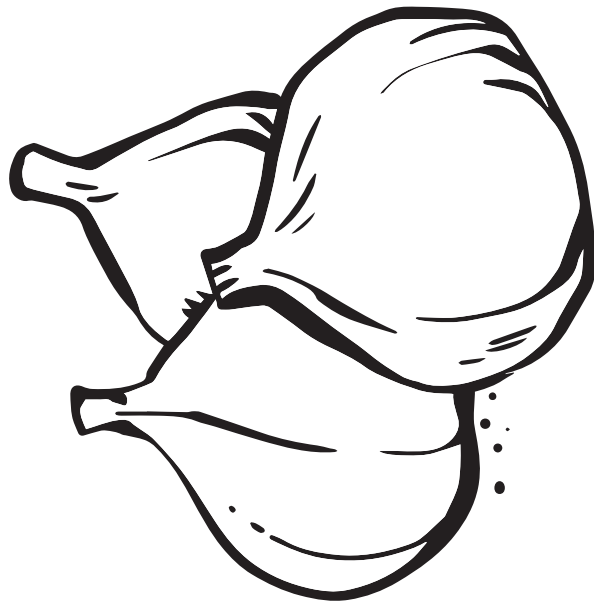
What to Do:

Print on cardstock and cut apart. Provide two sets for each small group.


"Peaceful Plodding Supplies" Activity Page 2/3

June 2022, Week 3, K-5 Starter

©2022 The reThink Group, Inc. All rights reserved.



Figs



Raisins

What to Do:

Print on cardstock and cut apart. Provide two sets for each small group.



What to Do:

Print on heavy paper or cardstock and cut out. Provide one for each small group.

"Make Waves Mural Week 3" Activity Page

June 2022, Week 3, K-5 Starter

©2022 The reThink Group, Inc. All rights reserved.



WEEK
FOUR
JUNE 2022

SMALL GROUP
K-5
STARTER

TODAY'S SUGGESTED SCHEDULE

NOTE: This version of the curriculum is designed especially for churches with fewer leaders and kids. You may want to use it if you have just one or two leaders and if you combine all your kids in both Large and Small Group time.

TODAY'S BIBLE STORY

Let It Go
Patience Principle
Proverbs 15:18

TODAY'S BOTTOM LINE

Be patient with each other.

MONTHLY MEMORY VERSE

"The fruit the Holy Spirit produces is love, joy and peace. It is being patient, kind and good. It is being faithful and gentle and having control of oneself."
Galatians 5:22-23a, NIV

MAKE WAVES

What you do today can change the world around you.

BASIC TRUTH

I should treat others the way I want to be treated.

PRELUDE: Setting the tone for the experience

See the **Getting Ready** pages at the end of this document for a detailed description of what you'll need for today.

In the **Prelude** folder of your curriculum, you'll find a variety of other resources to help you prepare.

SMALL GROUP

15
MIN

SOCIAL: Providing time for fun interaction

Early Arriver
Opening Activity

LARGE GROUP

35
MIN

STORY: Communicating God's truth in engaging ways

WORSHIP: Inviting people to respond to God

Welcome/Opener
Worship ("Making Waves" from *Make Waves EP* and "Love Like You" from *Make a Move*)
Bible Story
Bottom Line
Prayer
Closer

SMALL GROUP

25
MIN

GROUPS: Creating a safe place to connect

Bible Story Review: Patience Poetry
Application Activity: Patience Pass
Memory Verse Activity: Make Waves Mural
Prayer Activity: Pray and Dismiss

HOME: Prompting action beyond the experience

Parent Cue Card (Print or Email)
Devotionals for Kids
Parent Cue App



WEEK
FOUR
JUNE 2022

SMALL GROUP
K-5
STARTER

PRELUDE

SOCIAL

STORY

WORSHIP

GROUPS

HOME

PROVIDING TIME FOR FUN INTERACTION
15 MINUTES

MADE TO EXPLORE

an activity that extends learning
through hands-on experimentation
and discovery



Before kids arrive, pray for each regular attendee by name. Pray for those who might visit your group for the first time. Pray that kids would learn the importance of being someone who calms things down with their patience instead of stirring up conflict by getting angry when they have to wait. Thank God that we all have help to be patient and don't have to do it on our own power.

TODAY'S BIBLE STORY

Let It Go

Patience Principle
Proverbs 15:18

1. EARLY ARRIVER

WHAT YOU NEED: Offering container, bubbles, bubble wands

WHAT YOU DO:

- Welcome kids by name as they arrive to Small Group.
- Invite kids who brought an offering to put it in the offering container.
- Hand out the wands and bubbles, or set the tub of bubbles in the center of your area, and invite kid to blow bubbles.
- Challenge the group to see who can blow the most bubbles at once, the biggest bubble, and the smallest bubble.
- Ask:
 - How do you control the size of your bubble?
 - Why can't you just WHOOSH and blow hard through the bubble wand?

TODAY'S BOTTOM LINE

Be patient with each other.

MONTHLY MEMORY VERSE

**"The fruit the Holy Spirit
produces is love, joy and peace.
It is being patient, kind and good.
It is being faithful and gentle and
having control of oneself."
Galatians 5:22-23a, NIV**

MAKE WAVES

**What you do today can
change the world around you.**

BASIC TRUTH

**I should treat others the way
I want to be treated.**



WEEK
FOUR
JUNE 2022

SMALL GROUP
K-5
STARTER

PRELUDE

SOCIAL

STORY

WORSHIP

GROUPS

HOME

PROVIDING TIME FOR FUN INTERACTION
15 MINUTES

MADE TO PLAY

an activity that encourages learning through following guidelines and/or working as a group



2. OPENING ACTIVITY

WHAT YOU NEED: One minute sand timer, large container of juice, plastic cups, (optional) bag of individually wrapped candy

**NOTE: Be aware of food allergies in your group and adjust materials accordingly.*

TODAY'S BIBLE STORY

Let It Go

Patience Principle
Proverbs 15:18

TODAY'S BOTTOM LINE

Be patient with each other.

MONTHLY MEMORY VERSE

"The fruit the Holy Spirit produces is love, joy and peace. It is being patient, kind and good. It is being faithful and gentle and having control of oneself."
Galatians 5:22-23a, NIV

MAKE WAVES

What you do today can change the world around you.

BASIC TRUTH

I should treat others the way I want to be treated.


WHAT YOU DO:

- Invite the kids to sit in a circle.
- If using juice, set one cup in front of each kid.
- Tell kids that you'll pour a little bit of juice in their cups every 30 seconds.
- Use the sand timer to keep time and pour juice in the cups when about half of the sand has passed to the bottom.
 - Tell the kids that they can take the cups whenever they want but once they take their cup, they can't get any more juice. The longer they wait, the more juice will be in their cup.
 - Play this out as long as time allows.
 - Let everyone drink from full cups at the end.
- Option: If using the candy, put one piece of candy in front of each kid.
 - Tell kids they'll get another piece in a minute if they don't eat it now.
 - Use the sand timer to keep the minutes.
 - Keep going minute by minute, adding a piece of candy every minute.
- For mostly older kids, play in rounds.
 - Set one piece of candy in the middle of the circle.
 - Tell the kids anyone can take the candy at any time, but each person can only take candy once.
 - Tell them you'll add candy to the pile every minute.
 - Don't tell them when the round will be over.
 - Use the sand timer to keep the minutes.
 - Add a few pieces to the pile every minute.
 - If no one has taken candy at the end of your time, split up the whole pile in the middle. But if kids have taken candy sporadically during the game, give candy just to kids who don't have any.
 - As they wait, engage kids in conversation about their favorite candy and fun stories about waiting for holidays or special times when they get to have lots of candy.

WHAT YOU SAY:

"This activity could have been chaos! [Candy/juice] flying everywhere! How did you stay calm? (Or, if there was some chaos, ask, "How did we calm down?")
[Transition] Let's go to Large Group and hear about a way to keep our cool when we could have chaos!"

Lead your group to the Large Group area.



WEEK
FOUR
JUNE 2022

SMALL GROUP
K-5
STARTER

PRELUDE

SOCIAL

STORY

WORSHIP

GROUPS

HOME

CREATING A SAFE PLACE TO CONNECT
25 MINUTES

MADE TO IMAGINE

an activity that promotes empathy and facilitates concrete application through role-play and reenactment



*1. PATIENCE POETRY

[TALK ABOUT GOD | BIBLE STORY REVIEW]

WHAT YOU NEED: "Patience Poetry Prompts" Activity Page words, "Poetry Topics Activity page, a one-minute sand timer

WHAT YOU DO:

- Divide your group into two teams.
- Give each team a set of words from the "Patience Poetry Prompts" Activity Page.
- For each round, read a scenario from the "Poetry Topics" Activity Page and turn over the one-minute timer.
- Tell the teams that they have a minute to put together a poem or sentence about how they would respond or feel in that situation.
- Award points to the most honest or creative (the points don't matter).
- Play until you're out of scenarios or as time and interest allow.

WHAT YOU SAY:

"You have a lot of creative ways to express your feelings on patience! It's hard to stay calm when we're frustrated and not getting what we want.

[Make It Personal] (Share an age-appropriate situation that you recently experienced when you needed patience in the face of frustration. Maybe it's a recent as the traffic on the way to church! How do you personally deal with frustration and annoyance? Do you count to ten? Pray? Practice empathy for those holding you up? Invite kids to share, too.)

"It's hard to **be patient with each other!** How can you practice patience this week? (Allow for responses.) We all mess this up. No one is ever patient with everyone around them all the time. It's a good thing we're not alone in this fight for patience! When we believe in Jesus, God's Spirit can help you be patient, even when it's super hard."

TODAY'S BIBLE STORY

Let It Go

Patience Principle
Proverbs 15:18

TODAY'S BOTTOM LINE

Be patient with each other.

MONTHLY MEMORY VERSE

"The fruit the Holy Spirit produces is love, joy and peace. It is being patient, kind and good. It is being faithful and gentle and having control of oneself."
Galatians 5:22-23a, NIV

MAKE WAVES

What you do today can change the world around you.

BASIC TRUTH

I should treat others the way
I want to be treated.



WEEK
FOUR
JUNE 2022

SMALL GROUP
K-5
STARTER

PRELUDE

SOCIAL

STORY

WORSHIP

GROUPS

HOME

CREATING A SAFE PLACE TO CONNECT
25 MINUTES

MADE TO MOVE

an activity that increases the oxygen
in the brain and taps into the energy
in the body



2. PATIENCE PASS

[LIVE FOR GOD | APPLICATION ACTIVITY]

WHAT YOU NEED: Buckets (two full of water), large
sponges, timer app or stopwatch, (optional) tarp

NOTE: If possible, do this outside!

TODAY'S BIBLE STORY

Let It Go

Patience Principle
Proverbs 15:18

TODAY'S BOTTOM LINE

Be patient with each other.

MONTHLY MEMORY VERSE

**"The fruit the Holy Spirit
produces is love, joy and peace.
It is being patient, kind and good.
It is being faithful and gentle and
having control of oneself."**

Galatians 5:22-23a, NIV

MAKE WAVES

**What you do today can
change the world around you.**

BASIC TRUTH

**I should treat others the way
I want to be treated.**

WHAT YOU DO:

- If you playing inside, you may want to lay a tarp on the floor.
- Place the two water buckets on one side of your activity area (end of the tarp) and the empty buckets on the other side/end.
- Divide your group into two teams.
- Direct each team to line up, shoulder to shoulder, between the buckets.
- Put a sponge in each full bucket.
- Direct the kid nearest the full bucket to take the soaked sponge and pass it to the kid next to them.
- Instruct the kids to pass the sponge down the line.
- Once the sponge reaches the kid beside the bucket, direct them to wring the sponge into it.
- Instruct that kid to run to the full bucket and soak the sponge while everyone moves over one step so the new kid is now the first in line and ready to pass the sponge down the line again.
- At the end of your time, the team with the most water in their bucket, wins!

WHAT YOU SAY:

"You had to pass the sponge quickly and rely on each other to not lose any water. How did that feel? (*Invite responses.*) Sometimes, we think people aren't moving as fast as they should be—like if we're waiting our turn to use playground slides or taking turns in a game with our family. How do we react? (*Invite responses. We get frustrated and annoyed; we might yell at them.*) Our whole world seems obsessed with doing things as fast as possible. But God wants us to **be patient with each other.**

"What are the benefits of slowing down and showing patience?" (*Invite responses. We can do things well, calmly. We don't get as angry with others.*)

Optional Discussion Questions for Older Kids

If you lead 4th, 5th, or 6th graders, consider asking these discussion questions:

- Is there someone in your life who you have a hard time being patient with like a younger sibling? How does that feel?
- What can you do specifically to have more patience with that person?
- Are there times when you need patience from someone else? What does that feel like?



WEEK
FOUR
JUNE 2022

SMALL GROUP
K-5
STARTER

PRELUDE

SOCIAL

STORY

WORSHIP

GROUPS

HOME

CREATING A SAFE PLACE TO CONNECT
25 MINUTES

MADE TO PLAY

an activity that encourages learning through following guidelines and/or working as a group



3. MAKE WAVES MURAL

[HEAR FROM GOD | MEMORY VERSE ACTIVITY]

WHAT YOU NEED: "Make Waves Mural Week 4" Activity Page, mural from previous weeks, Bibles, tape or glue

Note: This Mural will be used next month as well. Keep it available for next week!

TODAY'S BIBLE STORY

Let It Go

Patience Principle
Proverbs 15:18

WHAT YOU DO:

- Make sure each kid has a Bible.
- Look up and read Galatians 5:22-23 together with the navigation tips below.

Finding verses with a multi-age group: Guide all kids to open their Bibles to the front and find the table of contents. Hold up a Bible opened to the table of contents to show the kids what the page looks like. When the kids find the table of contents, ask a middle elementary kid (2nd–3rd grade) to find Galatians in the list under "New Testament." When the kid finds Galatians, lead them to look at the page number beside the word and say it, explaining that the number tells them on what page they can find Galatians. Ask older elementary kids (4th–5th grade) to help younger ones find the correct page in their own Bibles. When they all find Galatians, explain that the big numbers on the page are the chapter numbers. Ask a kindergartner or 1st grader to find chapter 5, and give time for all the kids to turn the pages to find it. Explain that the small numbers are verse numbers, and ask a middle elementary kid to find verse 22 in chapter 5. Then, read the verse aloud slowly, especially for your pre-readers; or ask older elementary kids to read it to the group.

TODAY'S BOTTOM LINE

Be patient with each other.

MONTHLY MEMORY VERSE

"The fruit the Holy Spirit produces is love, joy and peace. It is being patient, kind and good. It is being faithful and gentle and having control of oneself."

Galatians 5:22-23a, NIV

- Set out the iceberg decal from the "Make Waves Mural Week 4" Activity Page, the mural, and tape or glue.
- Invite the kids to choose a spot on the mural and tape or glue the iceberg on it.
- Play a game of "Marco Polo."
- Choose a safe area where "Marco" can wander with their eyes closed.
- Choose a volunteer to be "Marco" and close their eyes.
- Instruct Marco to call out "Marco" while the rest of the group wanders the safe area and responds with "Polo."
- Direct Marco to try to tag someone.
- The kid who Marco tags becomes the next Marco.
- To keep this safe indoors, have kids play on their knees or on all fours on a carpeted surface.

MAKE WAVES


What you do today can change the world around you.

BASIC TRUTH

I should treat others the way I want to be treated.

WHAT YOU SAY:

"This is a fun game—as long you're not stuck being Marco forever! It can be frustrating trying to get what you want, either in a game or other times. Have you ever felt really frustrated with not getting what you want? What happened? (Invite responses.) Especially when it comes to people, we want



WEEK
FOUR
JUNE 2022

SMALL GROUP
K-5
STARTER

PRELUDE

SOCIAL

STORY

WORSHIP

GROUPS

HOME

CREATING A SAFE PLACE TO CONNECT
25 MINUTES

(3. MAKE WAVES MURAL, CONTINUED)

what we want when we want it. It's hard to wait for your parents to get off their phone when you want to go somewhere, or it's hard to wait your turn to use something at home.

"When is the last time someone got impatient with you? How did that feel? *(Invite responses.)* We like to receive patience, but we're not always great at giving it. When you're tempted to rush someone or get annoyed at them, remember to **be patient with each other**, because sooner or later, you'll need them to be patient with you."



WEEK
FOUR
JUNE 2022

SMALL GROUP
K-5
STARTER

PRELUDE

SOCIAL

STORY

WORSHIP

GROUPS

HOME

CREATING A SAFE PLACE TO CONNECT
25 MINUTES

MADE TO REFLECT

an activity that creates space
for personal processing
and application



4. PRAY AND DISMISS [PRAY TO GOD | PRAYER ACTIVITY]

WHAT YOU NEED: Nail polish, nail polish remover, cotton balls

WHAT YOU DO:

- Invite everyone to sit in a circle.
- Gently paint one drop of nail polish on the back of each kid's hand.
- Encourage the group to sit in silence and watch their paint dry.
- If kids get antsy, invite them to try some calming strategies like counting to ten (or higher), thinking of something else, breathing deeply, or chatting with each other.
- When the paint is dry, talk about it!
- Offer nail polish remover and cotton balls to any kid who wants them.
- Close your group time in prayer.

WHAT YOU SAY:

"What was that like? Wasn't it frustrating to ACTUALLY watch paint dry? Did you want to just rush it and wave your hands around?"

"When you need to **be patient with each other**, remember the skills you used to watch paint dry. And remember that God can help you. All you have to do is ask!

"Dear God, thank You for showing patience with us. Please help us show patience to those around us, even when we're frustrated. We love You, and we pray these things in Jesus' name. Amen."

As adults arrive to pick up, invite the kids to share how they practiced patience by literally watching paint dry!

TODAY'S BIBLE STORY

Let It Go
Patience Principle
Proverbs 15:18

TODAY'S BOTTOM LINE

Be patient with each other.

MONTHLY MEMORY VERSE

"The fruit the Holy Spirit produces is love, joy and peace. It is being patient, kind and good. It is being faithful and gentle and having control of oneself."
Galatians 5:22-23a, NIV

MAKE WAVES

What you do today can change the world around you.

BASIC TRUTH

I should treat others the way I want to be treated.



WEEK
FOUR
JUNE 2022

SMALL GROUP
K-5
STARTER

PRELUDE

SOCIAL

STORY

WORSHIP

GROUPS

HOME

GETTING READY

HERE'S EVERYTHING YOU NEED TO KNOW TO GET READY FOR THIS WEEK

SOCIAL: PROVIDING TIME FOR FUN INTERACTION (15 MINUTES)

Welcome kids and spend time engaging in conversation and catching up. Get ready to experience today's story.

(Choose one or both of these activities.)

1. EARLY ARRIVER

Made to Explore: an activity that extends learning through hands-on experimentation and discovery

WHAT YOU NEED:

- Offering container
- Bubbles (either individual containers or a big tub to share)
- Bubble wands; one for each kid

2. OPENING ACTIVITY

Made to Play: an activity that encourages learning through following guidelines and/or working as a group

WHAT YOU NEED:

- One minute sand timer
- Large container of juice (or a blue juice drink to correspond with the theme) and plastic cups
- (Optional) Bag of individually wrapped candy instead of drink and cups

***NOTE:** Be aware of food allergies in your group and adjust materials accordingly.

GROUPS: CREATING A SAFE PLACE TO CONNECT (25 MINUTES)

Create a safe place to connect and learn how the Bible story applies to real life experiences, through interactive activities and discussion questions.

(Choose as many of these activities as you like.)

*** If you don't have time to do all these activities, be sure to do activity #1.**

* 1. PATIENCE POETRY

[TALK ABOUT GOD | BIBLE STORY REVIEW]

Made to Imagine: an activity that promotes empathy and facilitates concrete application through role-play and reenactment

WHAT YOU NEED:

- Print the "Patience Poetry Prompts" Activity Page on cardstock and cut apart the words; two sets for each small group
- Print the "Poetry Topics" Activity Page; one for each small group
- One minute sand timer

2. PATIENCE PASS

[LIVE FOR GOD | APPLICATION ACTIVITY]

Made to Move: an activity that increases the oxygen in the brain and taps into the energy in the body

WHAT YOU NEED:

- Four buckets
 - Fill two of the buckets with water.
- Two large sponges (car wash size)
- Timer app or stopwatch
- (Optional) Tarp if playing inside

3. MAKE WAVES MURAL

[HEAR FROM GOD | MEMORY VERSE ACTIVITY]

Made to Play: an activity that encourages learning through following guidelines and/or working as a group

WHAT YOU NEED:

- Print the "Make Waves Mural Week 4" Activity Page on heavy paper or cardstock and cut out; one for each small group
- Mural from previous weeks
- Bibles
- Tape or glue

Note: This Mural will be used next month as well. Keep it available for next week!


4. PRAY AND DISMISS

[PRAY TO GOD | PRAYER ACTIVITY]

Made to Reflect: an activity that creates space for personal processing and application

WHAT YOU NEED:

- Nail polish
- Nail polish remover
- Cotton balls



WEEK
FOUR
JUNE 2022

SMALL GROUP
K-5
STARTER

PRELUDE

SOCIAL

STORY

WORSHIP

GROUPS

HOME

GETTING READY

HERE'S EVERYTHING YOU NEED TO KNOW TO GET READY FOR THIS WEEK

HOME: PROMPTING ACTION BEYOND THE EXPERIENCE

- Print on cardstock or email this week's devotionals and Parent Cue cards.
- Tell parents about our additional family resource: **Parent Cue app.**



What to Do:

Print on cardstock and cut out words. Provide two sets for each small group.

"Patience Poetry Prompts" Activity Page

June 2022, Week 4, K-5 Starter
©2022 The reThink Group, Inc. All rights reserved.

1. You're stuck in traffic on the way to an amusement park. It's really hot in the car and the GPS tells you it will be ten more minutes in traffic—three times!
2. The person in front of you in the drive-thru line can't decide what they want. Your parents said you only have a few minutes to stop here before you get back on the road.
3. You get to the park and the lines are ridiculously long. You see that some people are using a fast lane that they've paid for. Your family didn't pay for the fast lanes.
4. The ride you've been reading about online and waiting for is DOWN. The park employees say it will hopefully be working in a few hours, just before the park closes.
5. Your much younger cousin wants to spend HOURS at the Tiny Tots section of the park. You're too big for any of the rides, but she's begged you to go with her and watch her on the flying dinosaurs.
6. No one wants to ride the triple-loop rollercoaster with you, so you stand in line alone. Everyone else is having fun with their groups and the line doesn't seem to be moving at all.
7. Your dad forgot his wallet in the car and the electronic pay machines are down. Instead of getting a snack, you have to wait while he walks all the way back to the parking lot.
8. You're finally going on the awesome ride you've been waiting for! It's up and running and you're first in line! But then another family shows up with a Fast Lane pass and cuts in front of you. You'll have to wait.
9. You want another snack from the cart, but your parents say that they're out of money. Your mom offers you a sandwich from her backpack.
10. On the way home, there's more traffic! You're so tired from the day and you really need to use the restroom.

What to Do:

Print one for each small group.

"Poetry Topics" Activity Page

June 2022, Week 4, K-5 Starter

©2022 The reThink Group, Inc. All rights reserved.



What to Do:

Print on heavy paper or cardstock and cut out. Provide one for each small group.

"Make Waves Mural Week 4" Activity Page

June 2022, Week 4, K-5 Starter

©2022 The reThink Group, Inc. All rights reserved.