



TODAY'S SUGGESTED SCHEDULE

NOTE: This version of the curriculum is designed especially for churches with fewer leaders and preschoolers. You may want to use it if you have just one or two leaders and if you combine all your preschoolers for both Large and Small Group time.

BIBLE STORY

I can thank God
for my family.

**RUTH, NAOMI,
AND BOAZ**
RUTH 1-2

MEMORY VERSE

"I will give thanks to the Lord
with my whole heart."

PSALM 111:1, ESV

KEY QUESTION

Who can you thank
for everything?

BOTTOM LINE

I can thank God for
everything.

BASIC TRUTH

God loves me.

PRELUDE: Setting the tone for the experience

See the Getting Ready pages at the end of this document for a detailed description of what you'll need for today.

In the Prelude folder of your curriculum, you'll find a variety of other resources to help you prepare.

SMALL GROUP

15
MIN

SOCIAL: Providing time for fun interaction

Offer one or more of these activities as preschoolers arrive.
Counting Pom Poms

LARGE GROUP

20
MIN

WORSHIP: Inviting people to respond to God

STORY: Communicating God's truth in engaging ways

"Attitude of Gratitude"

Bible Story
Prayer

SMALL GROUP

25
MIN

GROUPS: Creating a safe place to connect

Offer as many of these activities as your time, facilities, resources, and leadership allow.

Bean in a Bag
Thankful Dance
Journal and Prayer

HOME: Prompting action beyond the experience

Going Home
Parent Cue Card (*print or email*)
Parent Cue App

Today's Suggested Schedule—November 2021, Week 1

Today's Bible Story: I can thank God for my family.

Ruth, Naomi, and Boaz • *Ruth 1–2*

Memory Verse: "I will give thanks to the Lord with my whole heart." Psalm 111:1, ESV

Key Question: Who can you thank for everything?

Bottom Line: I can thank God for everything.

Basic Truth: God loves me

LARGE GROUP (20 minutes)

WORSHIP: Inviting people to respond to God

VIDEO: "Attitude of Gratitude" Dance Moves Music Video

STORY: Communicating God's truth in engaging ways

VIDEO: "Ruth, Naomi and Boaz" from *Wonder*

LARGE GROUP: Worship (10 minutes) • Story (10 minutes)

Engage kids' hearts through a dynamic and interactive Bible story, worship, and prayer experience in a Large Group setting.

Today's Bible Story: I can thank God for my family.

Ruth, Naomi, and Boaz • *Ruth 1–2*

Memory Verse: "I will give thanks to the Lord with my whole heart." Psalm 111:1, ESV

Key Question: Who can you thank for everything?

Bottom Line: I can thank God for everything.

Basic Truth: God loves me.

WORSHIP

What You Need: Paperclip "Memory Verse Card" in your Bible at Psalm 111:1, ESV.

LEADER: "Welcome, friends! I'm so happy to see you. Did you know worshipping together by singing and dancing is one BIG way to say thank you to God? It's true! When I ask, '**Who can you thank for everything?**', you say, **[Bottom Line] 'I can thank God for everything.'** **Who can you thank for everything?"**

CHILDREN and LEADER: **[Bottom Line] "I can thank God for everything!"**

LEADER: "You sure can! Let's get up on our feet and sing out our new song for this month, "Attitude of Gratitude!"

VIDEO: "Attitude of Gratitude" Dance Moves Music Video

LEADER: "Great job! I wanna be thankful and have an attitude of gratitude! Because **[Bottom Line] I can thank God for everything!** The Bible teaches us that 'I will give thanks (*thumbs to chest*) to the Lord (*point up*) with my whole heart (*hands over heart*),' Psalm 111:1. (*Open hands like a book.*) Let's learn our memory verse together. Are you ready? Listen and watch as I say it and do the motions, then you can do it with me!

Lead the children to say the verse with the motions.

"Wonderful! We'll be learning that verse all month long! **[Bottom Line] I can thank God for everything.**"

STORY

What You Need: Bible

LEADER: “Hello, friends! I’m [your name], and I’m here to tell you a true story from the Bible.

Hold up the Bible and lay it open in story area.

LEADER: “Our friends at the Clubhouse are waiting for us. Are you ready? (Kids respond) Let’s go!

VIDEO: “Ruth, Naomi and Boaz” from Wonder

LEADER: “Ruth and Naomi said thank you for the family God gave them to help them. All families look different. And all families can take care of each other! Thank You, God, for giving us our families.

[Bottom Line] I can thank God for everything. When I ask, ‘Who can you thank for everything?’, you say, **[Bottom Line]** ‘I can thank God for everything!’ Ready? **Who can you thank for everything?”**

CHILDREN and LEADER: **[Bottom Line]** “I can thank God for everything!”

LEADER: “Who can you thank for everything?”

CHILDREN and LEADER: **[Bottom Line]** “I can thank God for everything!”

LEADER: “Yes, you can! God loves you so much, and we can thank Him for our families.

“Okay friends, it’s time to pray. Let’s close our eyes and talk to God together.”

PRAYER

LEADER: “God, thank You for the story of Ruth and Naomi and how You gave them family to help them. Thank You for our families. Thank You for loving us! We love You. In Jesus’ name we pray, amen.”



WEEK
ONE
NOVEMBER 2021

SMALL GROUP
PRE-K
STARTER

PRELUDE SOCIAL WORSHIP STORY GROUPS HOME

PROVIDING TIME FOR FUN INTERACTION
15 MINUTES

MADE TO PLAY

an activity that encourages preschoolers to follow guidelines while having fun and learning new concepts



COUNTING POM POMS

WHAT YOU NEED: Cupcake liners, muffin tins, permanent marker, and pom poms

WHAT YOU DO:

BEFORE THE ACTIVITY: Number the insides of the cupcake liners #1-6 and arrange in order in the muffin tins. Make several sets.

BIBLE STORY

I can thank God for my family.

**RUTH, NAOMI,
AND BOAZ**
RUTH 1-2

DURING THE ACTIVITY: Encourage children to fill each cup with the number of pom poms written on the liner. Repeat as long as desired.

AFTER THE ACTIVITY: Talk about how we'll hear a story about a lady who went in a field and picked grain for her family to eat.

WHAT YOU SAY:

BEFORE THE ACTIVITY: "Hello, friends! I'm so glad you're here today. Let's play a counting game together."

MEMORY VERSE

"I will give thanks to the Lord with my whole heart."

PSALM 111:1, ESV

DURING THE ACTIVITY: "These cupcake liners have numbers written on them. Do you see them? Let's count the numbers together. One, two, three, four, five, six! Great job! Put a pom pom in for each number. So in the number one cup, you put ONE pom pom in. How many pom poms would you put in the number two cup? (Pause.) That's right! Get started and fill your cups! (Pause.) Wow! Take all of the pom poms out and do it again! Can you work from the biggest number to the smallest number? (Pause.) Give it a try! (Pause.) Wow! Great job!" (Repeat as many times as desired.)

AFTER THE ACTIVITY: "These cupcake liners remind me of baskets and these pom poms look like grain. In our story today, we'll hear about a lady who went in a field and picked grain for her family to eat."

KEY QUESTION

Who can you thank for everything?

TRANSITION: Move to Worship and Story by counting the children in threes. Point and count three children then send them. Repeat until all children are sent.

BOTTOM LINE

I can thank God for everything.

BASIC TRUTH

God loves me.



WEEK
ONE
NOVEMBER 2021

SMALL GROUP
PRE-K
STARTER

PRELUDE SOCIAL WORSHIP STORY **GROUPS** HOME

CREATING A SAFE PLACE TO CONNECT
25 MINUTES

MADE TO CREATE
an activity that allows preschoolers to review the Bible story, bottom line, or memory verse by creating a craft to take home



BEAN IN A BAG

[TALK ABOUT GOD | BIBLE STORY REVIEW]

WHAT YOU NEED: "Bean in a Bag Label" and "Bean in a Bag Parent Note" Activity Pages; Avery® #5160 labels or equivalent; cardstock; quart-sized plastic zipper bags; paper towels; water; shallow plastic container; dried beans; scissors; and a permanent marker

BIBLE STORY

I can thank God for my family.

**RUTH, NAOMI,
AND BOAZ
RUTH 1-2**

WHAT YOU DO:

BEFORE THE ACTIVITY: Copy "Bean in a Bag Label" on label paper, one per child. Copy "Bean in a Bag Parent Note" on cardstock and cut apart, one per child. Write child's name on the top of their bag. Fill the shallow container a third of the way with water.

DURING THE ACTIVITY: Help the children dip their paper towel into the water, squeeze out the excess, and smooth out. Fold the paper towel in half then half again and slide it into the bag. Have children place three beans inside the bag about an inch from the bottom. Seal the bag.

AFTER THE ACTIVITY: Retell the Bible story. Set the bags aside with the Parent Notes for pick-up.

MEMORY VERSE

"I will give thanks to the Lord with my whole heart."

PSALM 111:1, ESV

WHAT YOU SAY:

BEFORE THE ACTIVITY: "Today in our story, we heard how Ruth collected grain for food to feed her family. God gives us yummy food and it comes from the ground. Today, we'll plant some seeds in this bag so you can take it home and watch them grow."

DURING THE ACTIVITY: "First thing you do is get your paper towel wet. (Pause.) Squeeze the water out. (Pause.) Good job! Now smooth it out and fold it in half. (Pause.) Then fold it in half again. (Pause.) Slide it into your bag. (Pause.) Now it's time to add your beans. Count out three beans. One. Two. Three. Put those in your bag but leave some room at the bottom. (Pause.) Nice! Now I'll zip it up. When you get home, put it in a sunny spot."

KEY QUESTION

Who can you thank for everything?

AFTER THE ACTIVITY: "Our Bible story began when a lady named Naomi was all alone. Her husband and sons had died and she had no family. So, she decided to go back to the town where she grew up. Ruth said that she would be Naomi's family. They walked together all the way to where Naomi grew up. When they got there, they were hungry, but didn't have any money for food. So Ruth went to find food.

BOTTOM LINE

I can thank God for everything.

BASIC TRUTH

God loves me.

"Not too far from where they lived, a man named Boaz had workers gathering grain in his field. The fields were like big gardens, and the workers worked really fast. As they went, they would leave grain on the ground behind them. Ruth saw this and started going behind them, collecting the grain to take home



WEEK
ONE
NOVEMBER 2021

SMALL GROUP
PRE-K
STARTER

PRELUDE SOCIAL WORSHIP STORY **GROUPS** HOME

CREATING A SAFE PLACE TO CONNECT
25 MINUTES

to Naomi for food. Boaz found out that Ruth was family and made sure she had lots of good food to pick from. Ruth and Naomi said thank you for the family God gave them to help them. All families look different, and all families can take care of each other. Thank You, God, for giving us families. **Who can you thank for everything? I can thank God for everything."**



WEEK
ONE
NOVEMBER 2021

SMALL GROUP
PRE-K
STARTER

PRELUDE SOCIAL WORSHIP STORY GROUPS HOME

CREATING A SAFE PLACE TO CONNECT
25 MINUTES

MADE TO MOVE

an activity that uses a preschooler's natural desire to move to help them learn



THANKFUL DANCE

[LIVE FOR GOD | APPLICATION ACTIVITY]

WHAT YOU NEED: Music player and monthly song, "Attitude of Gratitude"

WHAT YOU DO:

BEFORE THE ACTIVITY: Cue the music.

BIBLE STORY

I can thank God for my family.

**RUTH, NAOMI,
AND BOAZ
RUTH 1-2**

DURING THE ACTIVITY: Encourage children to dance when the music plays. When the music stops, have children say the memory verse and do the motions. Repeat as many times as desired.

AFTER THE ACTIVITY: Talk about how we can thank God for everything.

WHAT YOU SAY:

BEFORE THE ACTIVITY: "Hello, friends! Join me and spread apart. We're going to freeze dance to this month's song, but when the music stops, we'll say our memory verse and do the motions."

MEMORY VERSE

"I will give thanks to the Lord with my whole heart."

PSALM 111:1, ESV

DURING THE ACTIVITY: "Ready? Make sure you have plenty of room to dance around. (Start music.) Dance around! (Stop the music.) FREEZE! 'I will give thanks (thumbs to chest) to the Lord (point up) with my whole heart (hands over heart),' Psalm 111:1. (Open hands like a book.) Again! (Repeat.)"

"Great job! Listen for the music. (Start music.) Dance around! (Stop the music.) 'I will give thanks (thumbs to chest) to the Lord (point up) with my whole heart (hands over heart),' Psalm 111:1. (Open hands like a book.) Again! (Repeat.) Yay!" (Repeat as many times as desired.)

KEY QUESTION

Who can you thank for everything?

AFTER THE ACTIVITY: "In our story today, we heard how Ruth and Naomi thanked God for family who helped them. God made each of our families special, just like us! We can thank God for our families, no matter if they are big or small. **Who can you thank for everything? I can thank God for everything.**"

BOTTOM LINE

I can thank God for everything.

BASIC TRUTH

God loves me.



WEEK
ONE
NOVEMBER 2021

SMALL GROUP
PRE-K
STARTER

PRELUDE SOCIAL WORSHIP STORY **GROUPS** HOME

CREATING A SAFE PLACE TO CONNECT
25 MINUTES

MADE TO REFLECT

an activity that encourages personal application and prayer



JOURNAL AND PRAYER

[PRAY TO GOD | PRAYER ACTIVITY]

WHAT YOU NEED: Paperclip "Memory Verse Card" in your Bible at Psalm 111:1, journal, and a fun-shaped pen

SMALL GROUP LEADER (SGL): "It's Small Group time! Today, we'll pretend to pick food from a garden, like Ruth did in our Bible story. Hold your pretend basket like this (*demonstrate*) and pick pretend food like this (*demonstrate*) while we walk to our small group spot. Okay, gardeners, follow me! (*Pretend to pick food from a garden as you lead the children to your small group spot.*)

"Whew! Our baskets are full of yummy food from the garden. Great picking, little gardeners! Now let's sit down and talk about today's Bible story. One, two, three, sit down with me! (*Open the Bible and lay it in front of the children.*)

"Today's Bible story was about family. When Naomi's husband and sons died, the only family she had was Ruth. Ruth stayed with Naomi and told her she would be her family. Naomi thanked God for Ruth. When Naomi and Ruth got back to Naomi's home town, God added Boaz to their family! Naomi and Ruth were thankful for Boaz, and Boaz was thankful for Ruth and Naomi. They were all thankful for their family!

"You can thank God for your family, too, because you can thank God for everything. **Who can you thank for everything?"**

CHILDREN AND SGL: "I can thank God for everything."

SGL: "Yes, you can! You can thank God for everything! And the new Bible verse we'll learn will help us remember to thank God for everything with our whole heart. It says . . . (*Turn the pages of your Bible to the Memory Verse Card.*) 'I will give thanks to the Lord with my whole heart,' Psalm 111:1. (*Close Bible and lay it down.*)

"Let's stand up and say that together with these motions I'll teach you. Just say what I say and do what I do."

CHILDREN AND SGL: "'I will give thanks (*thumbs to chest*) to the Lord (*point up*) with my whole heart (*hands over heart*),' Psalm 111:1." (*Open hands like a book.*)

(*Repeat the verse with motions a few times.*)

SGL: "Great job! (*Give two thumbs-up.*) Now, let's sit down so we can write in our prayer journal and talk to God. (*Hold journal and fun-shaped pen.*) Since Naomi, Ruth, and Boaz were thankful for each other, I think we should make a

BIBLE STORY

I can thank God for my family.

RUTH, NAOMI, AND BOAZ
RUTH 1-2

MEMORY VERSE

"I will give thanks to the Lord with my whole heart."

PSALM 111:1, ESV

KEY QUESTION

Who can you thank for everything?

BOTTOM LINE

I can thank God for everything.

BASIC TRUTH

God loves me.



WEEK
ONE
NOVEMBER 2021

SMALL GROUP
PRE-K
STARTER

PRELUDE

SOCIAL

WORSHIP

STORY

GROUPS

HOME

CREATING A SAFE PLACE TO CONNECT
25 MINUTES

(JOURNAL AND PRAYER, CONTINUED)

list of some of the family we are thankful for. I want you to think of one person in your family who you are thankful for. I know there's more than one, but think of just one for today. When I say your name, tell me the name of the person in your family who you're thankful for, and I will write it beside your name in our prayer journal.

"Okay, listen for your name and get ready to tell me one person's name from your family! (*Say each child's name and write down what they say. Remember to print the names so the children can recognize their names and the letters.*)

"This is such a special list. Thank you for making it with me. Now, let's pray. Would anyone like to pray before I pray?"

(*Give each child who wants to pray the opportunity to do so.*)

PRAYER

SGL: "Dear God, Thank You for our families. Thank You for [child's name and family member's name]. Thank you for . . . (*name each child and their family member*). And thank You for giving us Jesus so we can be a part of Your family forever. You are amazing, God, and we love You. In Jesus' name, amen."



WEEK
ONE
NOVEMBER 2021

SMALL GROUP
PRE-K
STARTER

PRELUDE SOCIAL WORSHIP STORY GROUPS HOME

GETTING READY

HERE'S EVERYTHING YOU NEED TO KNOW TO GET READY FOR THIS WEEK

SOCIAL: PROVIDING TIME FOR FUN INTERACTION (15 MINUTES)

Activities that encourage preschoolers to enter the classroom and begin engaging with peers and Small Group Leaders by providing age appropriate and hands on fun while introducing new concepts they will hear in the day's Bible story.

Prepare to offer one or more of the following activities as Your 3-, 4-, or 5-year-olds arrive. Let one or two teachers lead activities in different areas of the room while another teacher greets parents and kids at the door.

COUNTING POM POMS

Made to Play: An activity that encourages preschoolers to follow guidelines while having fun and learning new concepts

WHAT YOU NEED:

- Cupcake liners
- Muffin tins (half dozen size)—several, ideally one per child
- Permanent marker
- Pom poms

WHAT YOU DO:

- Number the inside of the cupcake liners #1-6 and arrange in order in the muffin tins. Make several sets so there is one tin for every one to two children.

GROUPS: CREATING A SAFE PLACE TO CONNECT (25 MINUTES)

Create a safe place to connect through activities that are written to reach every learning style while reinforcing the Bottom Line that was introduced during the Bible Story and applying it to real life experiences. In addition, these activities provide preschoolers with an opportunity to build relationships with their Small Group Leader.

Offer as many of the following activities as your time, facilities, resources, and leadership allow. You may want to lead one activity at a time. Or, offer two activities at once and allow half the kids to participate in each. Then switch groups and repeat the activities.

BEAN IN A BAG

[TALK ABOUT GOD | BIBLE STORY REVIEW]

Made to Create: An activity that allows preschoolers to review the Bible story, Bottom Line, or memory verse by creating a craft

WHAT YOU NEED:

- "Bean in a Bag Label" Activity Page
- "Bean in a Bag Parent Note" Activity Pages
- Avery® #5160 labels or equivalent
- Cardstock
- Quart-sized plastic zipper bags—one per child
- Paper towels
- Water
- Shallow plastic container
- Dried beans—three per child
- Scissors
- Permanent marker

WHAT YOU DO:

- Copy "Bean in a Bag Label" on label paper, one per child.
- Copy "Bean in a Bag Parent Note" on cardstock and cut apart, one per child.
- Write child's name on the top of their bag.
- Fill the shallow container a third of the way with water.

THANKFUL DANCE

[LIVE FOR GOD | APPLICATION ACTIVITY]

Made to Move: An activity that uses a preschooler's natural desire to move to help them learn

WHAT YOU NEED:

- Music player
- Monthly song, "Attitude of Gratitude" (available in monthly files or at OrangeKidsMusic.com)



WEEK
ONE
NOVEMBER 2021

SMALL GROUP
PRE-K
STARTER

PRELUDE

SOCIAL

WORSHIP

STORY

GROUPS

HOME

GETTING READY

HERE'S EVERYTHING YOU NEED TO KNOW TO GET READY FOR THIS WEEK

JOURNAL AND PRAYER

[PRAY TO GOD | PRAYER ACTIVITY]

Made to Reflect: An activity that encourages personal application and prayer

WHAT YOU NEED:

- Paperclip "Memory Verse Card" in your Bible at Psalm 111:1, ESV.
- Journal
- Fun-shaped pen

HOME: PROMPTING ACTION BEYOND THE EXPERIENCE

- Make copies on cardstock or email this week's Parent Cue card.
- Copy "Going Home" and hang on the door where Small Group Leaders can reference and remind parents of the Bottom Line and Memory Verse as parents pick up their children.
- Tell parents about our additional family resource, the **Parent Cue app**.

FIRST LOOK PINTEREST PAGE

Visit our Pinterest page to see craft samples and suggested supplies. <https://bit.ly/FirstLookPinterest>

**I can thank
God for everything.**
Ruth, Naomi, and Boaz • *Ruth 1-2*

**I can thank
God for everything.**
Ruth, Naomi, and Boaz • *Ruth 1-2*

**I can thank
God for everything.**
Ruth, Naomi, and Boaz • *Ruth 1-2*

**I can thank
God for everything.**
Ruth, Naomi, and Boaz • *Ruth 1-2*

**I can thank
God for everything.**
Ruth, Naomi, and Boaz • *Ruth 1-2*

**I can thank
God for everything.**
Ruth, Naomi, and Boaz • *Ruth 1-2*

**I can thank
God for everything.**
Ruth, Naomi, and Boaz • *Ruth 1-2*

**I can thank
God for everything.**
Ruth, Naomi, and Boaz • *Ruth 1-2*

**I can thank
God for everything.**
Ruth, Naomi, and Boaz • *Ruth 1-2*

**I can thank
God for everything.**
Ruth, Naomi, and Boaz • *Ruth 1-2*

**I can thank
God for everything.**
Ruth, Naomi, and Boaz • *Ruth 1-2*

**I can thank
God for everything.**
Ruth, Naomi, and Boaz • *Ruth 1-2*

**I can thank
God for everything.**
Ruth, Naomi, and Boaz • *Ruth 1-2*

**I can thank
God for everything.**
Ruth, Naomi, and Boaz • *Ruth 1-2*

**I can thank
God for everything.**
Ruth, Naomi, and Boaz • *Ruth 1-2*

**I can thank
God for everything.**
Ruth, Naomi, and Boaz • *Ruth 1-2*

**I can thank
God for everything.**
Ruth, Naomi, and Boaz • *Ruth 1-2*

**I can thank
God for everything.**
Ruth, Naomi, and Boaz • *Ruth 1-2*

**I can thank
God for everything.**
Ruth, Naomi, and Boaz • *Ruth 1-2*

**I can thank
God for everything.**
Ruth, Naomi, and Boaz • *Ruth 1-2*

**I can thank
God for everything.**
Ruth, Naomi, and Boaz • *Ruth 1-2*

**I can thank
God for everything.**
Ruth, Naomi, and Boaz • *Ruth 1-2*

**I can thank
God for everything.**
Ruth, Naomi, and Boaz • *Ruth 1-2*

**I can thank
God for everything.**
Ruth, Naomi, and Boaz • *Ruth 1-2*

**I can thank
God for everything.**
Ruth, Naomi, and Boaz • *Ruth 1-2*

**I can thank
God for everything.**
Ruth, Naomi, and Boaz • *Ruth 1-2*

**I can thank
God for everything.**
Ruth, Naomi, and Boaz • *Ruth 1-2*

THIS ROW OF LABELS INTENTIONALLY LEFT BLANK

Today we learned that we can thank God for our family and for everything. We heard a story about Ruth, Naomi, and Boaz and how God gave them family to help them. We planted some beans in this plastic bag to remind us of the grain that Ruth picked in Boaz's fields. When you get home, please vent the bag by opening the top about an inch. Tape the top of the bag to a sunny window so that you can watch the beans sprout together. Within two to three weeks, you should notice roots and maybe even a sprout leafing out!

Today we learned that we can thank God for our family and for everything. We heard a story about Ruth, Naomi, and Boaz and how God gave them family to help them. We planted some beans in this plastic bag to remind us of the grain that Ruth picked in Boaz's fields. When you get home, please vent the bag by opening the top about an inch. Tape the top of the bag to a sunny window so that you can watch the beans sprout together. Within two to three weeks, you should notice roots and maybe even a sprout leafing out!

Today we learned that we can thank God for our family and for everything. We heard a story about Ruth, Naomi, and Boaz and how God gave them family to help them. We planted some beans in this plastic bag to remind us of the grain that Ruth picked in Boaz's fields. When you get home, please vent the bag by opening the top about an inch. Tape the top of the bag to a sunny window so that you can watch the beans sprout together. Within two to three weeks, you should notice roots and maybe even a sprout leafing out!

Today we learned that we can thank God for our family and for everything. We heard a story about Ruth, Naomi, and Boaz and how God gave them family to help them. We planted some beans in this plastic bag to remind us of the grain that Ruth picked in Boaz's fields. When you get home, please vent the bag by opening the top about an inch. Tape the top of the bag to a sunny window so that you can watch the beans sprout together. Within two to three weeks, you should notice roots and maybe even a sprout leafing out!

Memory Verse
November 2021

"I will give thanks to the
Lord with my whole heart."
Psalm 111:1, ESV

"I will give thanks
(Thumbs to chest.)

to the Lord
(Point up.)

with my whole heart."
(Hands over heart.)

Psalm 111:1
(Open hands like a book.)

Memory Verse
November 2021

"I will give thanks to the
Lord with my whole heart."
Psalm 111:1, ESV

"I will give thanks
(Thumbs to chest.)

to the Lord
(Point up.)

with my whole heart."
(Hands over heart.)

Psalm 111:1
(Open hands like a book.)

Memory Verse
November 2021

"I will give thanks to the
Lord with my whole heart."
Psalm 111:1, ESV

"I will give thanks
(Thumbs to chest.)

to the Lord
(Point up.)

with my whole heart."
(Hands over heart.)

Psalm 111:1
(Open hands like a book.)

Memory Verse
November 2021

"I will give thanks to the
Lord with my whole heart."
Psalm 111:1, ESV

"I will give thanks
(Thumbs to chest.)

to the Lord
(Point up.)

with my whole heart."
(Hands over heart.)

Psalm 111:1
(Open hands like a book.)



TODAY'S SUGGESTED SCHEDULE

NOTE: This version of the curriculum is designed especially for churches with fewer leaders and preschoolers. You may want to use it if you have just one or two leaders and if you combine all your preschoolers for both Large and Small Group time.

BIBLE STORY

I can thank God
for my friends.

DAVID AND JONATHAN
1 SAMUEL 18:1-4

MEMORY VERSE

"I will give thanks to the Lord
with my whole heart."

PSALM 111:1, ESV

KEY QUESTION

Who can you thank
for everything?

BOTTOM LINE

I can thank God for
everything.

BASIC TRUTH

God loves me.

PRELUDE: Setting the tone for the experience

See the Getting Ready pages at the end of this document for a detailed description of what you'll need for today.

In the Prelude folder of your curriculum, you'll find a variety of other resources to help you prepare.

SMALL GROUP

15
MIN

SOCIAL: Providing time for fun interaction

Offer one or more of these activities as preschoolers arrive.

Growing Friendship Quilt

LARGE GROUP

20
MIN

WORSHIP: Inviting people to respond to God

STORY: Communicating God's truth in engaging ways

"Attitude of Gratitude"

Bible Story

Prayer

SMALL GROUP

25
MIN

GROUPS: Creating a safe place to connect

Offer as many of these activities as your time, facilities, resources, and leadership allow.

Act Like a Friend

I'm Thankful for You

Journal and Prayer

HOME: Prompting action beyond the experience

Going Home

Parent Cue Card (*print or email*)

Parent Cue App

Today's Suggested Schedule—November 2021, Week 2

Today's Bible Story: I can thank God for my friends.

David and Jonathan • *1 Samuel 18:1-4*

Memory Verse: "I will give thanks to the Lord with my whole heart." Psalm 111:1, ESV

Key Question: Who can you thank for everything?

Bottom Line: I can thank God for everything.

Basic Truth: God loves me.

LARGE GROUP (20 minutes)

WORSHIP: Inviting people to respond to God

VIDEO: "Attitude of Gratitude" Dance Moves Music Video

STORY: Communicating God's truth in engaging ways

VIDEO: "David and Jonathan" from *Wonder*

LARGE GROUP: Worship (10 minutes) • Story (10 minutes)

Engage kids' hearts through a dynamic and interactive Bible story, worship, and prayer experience in a Large Group setting.

Today's Bible Story: I can thank God for my friends.

David and Jonathan • *1 Samuel 18:1-4*

Memory Verse: "I will give thanks to the Lord with my whole heart." Psalm 111:1, ESV

Key Question: Who can you thank for everything?

Bottom Line: I can thank God for everything.

Basic Truth: God loves me.

WORSHIP

What You Need: Paperclip "Memory Verse Card" in your Bible at Psalm 111:1, ESV.

LEADER: "Welcome to [your environment's name], friends! It's time to worship God and thank Him for ALL He's done for us. Tell me, **who can you thank for everything?**"

CHILDREN and LEADER: [*Bottom Line*] "I can thank God for everything."

LEADER: "That's right! We need an attitude of gratitude. Sing this out with me.

VIDEO: "Attitude of Gratitude" Dance Moves Music Video

LEADER: "An attitude of gratitude means we say, 'Thank You, God!' We take the time to stop and see ALL that God has done and how much He LOVES us. The Bible teaches us that 'I will give thanks (*thumbs to chest*) to the Lord (*point up*) with my whole heart (*hands over heart*),' Psalm 111:1. (*Open hands like a book.*) Say it with me, friends!

Lead the children to say the verse with the motions.

"That's right! We can give thanks with our WHOLE heart. **Who can you thank for everything?**"

CHILDREN and LEADER: [*Bottom Line*] "I can thank God for everything."

STORY

What You Need: Bible

LEADER: “Hello, friends! I’m [your name], and today’s true story from the Bible is about two good friends. Are you ready to hear it? (*Kids respond*) Then let’s go visit Ollie and our friends at the Clubhouse to hear more!”

VIDEO: “*David and Jonathan*” from *Wonder*

LEADER: “We can use our mouths to say kind things. We can share. What else can we do to show that we are thankful for our friends? We could draw them a picture for their birthday. Or help them clean up. Or give them a fist bump! There are lots of ways we can show God that we are thankful for our friends. Tell me, **who can you thank for everything?**”

CHILDREN and LEADER: [*Bottom Line*] “**I can thank God for everything!**”

LEADER: “**Who can you thank for everything?**”

CHILDREN and LEADER: [*Bottom Line*] “**I can thank God for everything!**”

LEADER: “That’s right! It’s time to pray. Let’s close our eyes and talk to God together.”

PRAYER

LEADER: “God, thank You for loving us and giving us good, good friends. Help us be good friends by sharing and using kind words. We love You, God. In Jesus’ name we pray, amen.”



WEEK
TWO
NOVEMBER 2021

SMALL GROUP
PRE-K
STARTER

PRELUDE SOCIAL WORSHIP STORY GROUPS HOME

PROVIDING TIME FOR FUN INTERACTION
15 MINUTES

MADE TO CREATE
an activity that allows preschoolers to review the Bible story, bottom line, or memory verse by creating a craft to take home



GROWING FRIENDSHIP QUILT

WHAT YOU NEED: "Growing Friendship Quilt" Activity Page; cardstock; garden themed stickers; crayons; painter's tape; and permanent marker; Optional brown butcher paper

WHAT YOU DO:

BEFORE THE ACTIVITY: Copy "Growing Friendship Quilt" on cardstock, one per child. Write child's name on their paper. Option: Hang a piece of brown butcher paper on the wall.

DURING THE ACTIVITY: Encourage children to decorate their paper with garden stickers and crayons. Tape each child's page on the wall, touching each other to make a quilt pattern. If using the brown butcher paper, leave a small space between each child's paper.

AFTER THE ACTIVITY: Talk about how we'll hear a story about two good friends. Send their paper home at the end of class.

WHAT YOU SAY:

BEFORE THE ACTIVITY: "Hello, friends! I'm so glad you're here today. Sit at the table and help me make a friendship quilt."

DURING THE ACTIVITY: "Use the crayons and stickers to create a garden picture. (Pause.) These are great! Let's hang all our papers together on the wall to make the pattern in our quilt. (Pause.) What an amazing friendship quilt you put together!"

AFTER THE ACTIVITY: "Today, we'll hear a story about two good friends."

TRANSITION: Move to Worship and Story by having two friends walk with a plush friend while holding its hands.

BIBLE STORY

I can thank God
for my friends.

DAVID AND JONATHAN
1 SAMUEL 18:1-4

MEMORY VERSE

"I will give thanks to the Lord
with my whole heart."

PSALM 111:1, ESV

KEY QUESTION

Who can you thank
for everything?

BOTTOM LINE

I can thank God for
everything.

BASIC TRUTH

God loves me.



WEEK
TWO
NOVEMBER 2021

SMALL GROUP
PRE-K
STARTER

PRELUDE SOCIAL WORSHIP STORY GROUPS HOME

CREATING A SAFE PLACE TO CONNECT
25 MINUTES

MADE TO IMAGINE
an activity that lets preschoolers pretend, imagine, and role play to enhance their learning



ACT LIKE A FRIEND

[TALK ABOUT GOD | BIBLE STORY REVIEW]

WHAT YOU NEED: "Jonathan's Gifts" Activity Pages and cardstock

WHAT YOU DO:

BEFORE THE ACTIVITY: Copy "Jonathan's Gifts" on cardstock, one set per activity.

BIBLE STORY

I can thank God
for my friends.

DAVID AND JONATHAN
1 SAMUEL 18:1-4

DURING THE ACTIVITY: Retell the Bible story. One child will be David and another Jonathan. Jonathan will pass the items to David as it says in the story. Repeat the story, letting each child have a turn to be either Jonathan or David.

AFTER THE ACTIVITY: Talk about how we can thank God for our friends.

WHAT YOU SAY:

BEFORE THE ACTIVITY: "I need your help to retell our Bible story about David and Jonathan. We'll take turns being the friends with these pictures of the things that Jonathan shared with David."

MEMORY VERSE

"I will give thanks to the Lord
with my whole heart."

PSALM 111:1, ESV

DURING THE ACTIVITY: "In our story today, we learned about two good friends named David and Jonathan. *(Have two children stand up and introduce one as David and the other as Jonathan.)* They loved spending time together. They ate together and walked together. Jonathan was so thankful for his friend David that he took off his coat and gave it to him. *(Jonathan gives the picture of the coat to David.)*

KEY QUESTION

Who can you thank
for everything?

"Then he gave David his sword . . . *(Jonathan gives the picture of the sword to David.)* . . . his bow . . . *(Jonathan gives the picture of the bow to David.)* . . . and even his belt. *(Jonathan gives the picture of the belt to David.)* David was so thankful that God gave him Jonathan to be his good friend. *(Have these two children sit down. Retell the Bible story with two new friends as David and Jonathan. Continue until every child has had a turn.)* Nice job, friends!"

BOTTOM LINE

I can thank God for
everything.

AFTER THE ACTIVITY: "We can thank God for our friends, too, by sharing or saying kind words. We can thank God for everything. **Who can you thank for everything? I can thank God for everything.**"

BASIC TRUTH

God loves me.



WEEK
TWO
NOVEMBER 2021

SMALL GROUP
PRE-K
STARTER

PRELUDE SOCIAL WORSHIP STORY **GROUPS** HOME

CREATING A SAFE PLACE TO CONNECT
25 MINUTES

MADE TO REFLECT

an activity that encourages personal application and prayer



JOURNAL AND PRAYER

[PRAY TO GOD | PRAYER ACTIVITY]

WHAT YOU NEED: Paperclip "Memory Verse Card" in your Bible at Psalm 111:1, journal, and a fun-shaped pen

SMALL GROUP LEADER (SGL): "It's Small Group time! Today, we'll hop like bunny rabbits through a garden.

Follow me little bunny friends, and let's hop to it! (Name the garden vegetables you pretend to hop over as you lead the children to your small group spot.) That was some great hopping little bunny friends! Now, let's sit down and talk about today's Bible story. One, two, three, sit down with me! (Open the Bible and lay it in front of the children.)

BIBLE STORY

I can thank God for my friends.

DAVID AND JONATHAN
1 SAMUEL 18:1-4

"Today's Bible story was about two very good friends named David and Jonathan. Jonathan wanted to show David that he was thankful they were friends. He did it by sharing.

MEMORY VERSE

"I will give thanks to the Lord with my whole heart."

PSALM 111:1, ESV

"We can show our friends that we are thankful for them, too. We can share our stuff, say kind words, and help our friends when they need it. And every time we share, say kind words, and help others, we are thanking God for our friends, too. You can thank God for your friends, because you can thank God for everything. **Who can you thank for everything?"**

CHILDREN AND SGL: "I can thank God for everything."

KEY QUESTION

Who can you thank for everything?

SGL: "You sure can! And the Bible verse we're learning will help us remember to thank God with our whole heart. It says . . . (Turn the pages of your Bible to the Memory Verse Card.) 'I will give thanks to the Lord with my whole heart,' Psalm 111:1. (Close Bible and lay it down.)

"Let's stand up and say that together with the motions. Just say what I say and do what I do."

BOTTOM LINE

I can thank God for everything.

CHILDREN AND SGL: "'I will give thanks (thumbs to chest) to the Lord (point up) with my whole heart (hands over heart),' Psalm 111:1." (Open hands like a book.)

(Repeat the verse with motions a few times.)

BASIC TRUTH

God loves me.

SGL: "Fantastic! (Clap.) Now, let's sit down so we can write in our prayer journal and talk to God. (Hold journal and fun-shaped pen.)

"Jonathan was thankful for his friend, David, and David was thankful for his friend, Jonathan. Today, we'll make a list of friends we are thankful for. I want you to think of one friend you are thankful for. When I say your name, tell me your friend's name, and I will write it in our prayer journal. (Say each child's



WEEK
TWO
NOVEMBER 2021

SMALL GROUP
PRE-K
STARTER

PRELUDE

SOCIAL

WORSHIP

STORY

GROUPS

HOME

CREATING A SAFE PLACE TO CONNECT
25 MINUTES

(JOURNAL AND PRAYER, CONTINUED)

name and write down what they say. Remember to print the names so the children can recognize their names and the letters.)

"Look at all of your friends' names! Let's pray and thank God for each of them. Would anyone like to pray before I pray?"

(Give each child who wants to pray the opportunity to do so.)

PRAYER

SGL: "Dear God, Thank You for our friends. Thank You for [child's name] and their friend, [friend's name]. Thank You for . . . *(continue to name each child and their friends)*. And thank You so, SO much that Jesus wants to be our friend forever. Please help us be a good friend by sharing, saying kind words, and helping others. We love You, God. In Jesus' name, amen."



WEEK
TWO
NOVEMBER 2021

SMALL GROUP
PRE-K
STARTER

PRELUDE SOCIAL WORSHIP STORY GROUPS HOME

GETTING READY

HERE'S EVERYTHING YOU NEED TO KNOW TO GET READY FOR THIS WEEK

SOCIAL: PROVIDING TIME FOR FUN INTERACTION (15 MINUTES)

Activities that encourage preschoolers to enter the classroom and begin engaging with peers and Small Group Leaders by providing age appropriate and hands on fun while introducing new concepts they will hear in the day's Bible story.

Prepare to offer one or more of the following activities as Your 3-, 4-, or 5-year-olds arrive. Let one or two teachers lead activities in different areas of the room while another teacher greets parents and kids at the door.

GROWING FRIENDSHIP QUILT

Made to Create: An activity that allows preschoolers to review the Bible story, Bottom Line, or memory verse by creating a craft

WHAT YOU NEED:

- "Growing Friendship Quilt" Activity Page
- Cardstock
- Garden themed stickers
- Crayons
- Painter's tape
- Permanent marker
- Optional brown butcher paper

WHAT YOU DO:

- Copy "Growing Friendship Quilt" on cardstock, one per child.
- Write child's name on their paper.
- Option: Hang a piece of brown butcher paper on the wall.

GROUPS: CREATING A SAFE PLACE TO CONNECT (25 MINUTES)

Create a safe place to connect through activities that are written to reach every learning style while reinforcing the Bottom Line that was introduced during the Bible Story and applying it to real life experiences. In addition, these activities provide preschoolers with an opportunity to build relationships with their Small Group Leader.

Offer as many of the following activities as your time, facilities, resources, and leadership allow. You may want to lead one activity at a time. Or, offer two activities at once and allow half the kids to participate in each. Then switch groups and repeat the activities.

ACT LIKE A FRIEND

[TALK ABOUT GOD | BIBLE STORY REVIEW]

Made to Imagine: An activity that lets preschoolers pretend, imagine, and role play to enhance their learning

WHAT YOU NEED:

- "Jonathan's Gifts" Activity Page
- Cardstock

WHAT YOU DO:

- Copy "Jonathan's Gifts" on cardstock, one set per activity.

I'M THANKFUL FOR YOU

[LIVE FOR GOD | APPLICATION ACTIVITY]

Made to Move: An activity that uses a preschooler's natural desire to move to help them learn

WHAT YOU NEED:

- No supplies needed.

JOURNAL AND PRAYER

[PRAY TO GOD | PRAYER ACTIVITY]

Made to Reflect: An activity that encourages personal application and prayer

WHAT YOU NEED:

- Paperclip "Memory Verse Card" in your Bible at Psalm 111:1, ESV.
- Journal
- Fun-shaped pen

HOME: PROMPTING ACTION BEYOND THE EXPERIENCE

- Make copies on cardstock or email this week's Parent Cue card.
- Copy "Going Home" and hang on the door where Small Group Leaders can reference and remind parents of the Bottom Line and Memory Verse as parents pick up their children.
- Tell parents about our additional family resource, the **Parent Cue app**.

FIRST LOOK PINTEREST PAGE

Visit our Pinterest page to see craft samples and suggested supplies. <https://bit.ly/FirstLookPinterest>

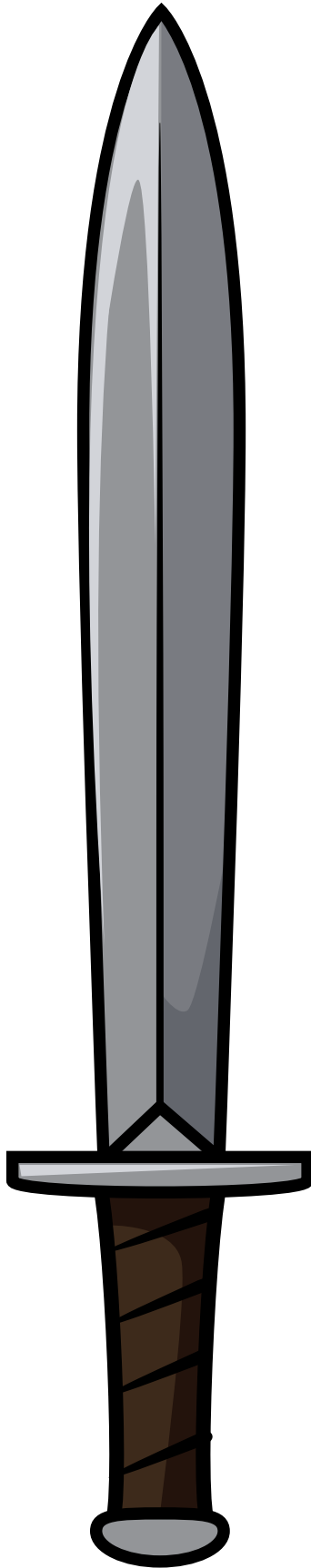
I can thank God for everything.





Jonathan's Gifts (1 of 4) • *Act Like a Friend* • November Week 2

Copy on cardstock. One set per activity.

CURRICULUM FOR PRESCHOOLERS • ©2021 The reThink Group. All rights reserved. • www.ThinkOrange.com









TODAY'S SUGGESTED SCHEDULE

NOTE: This version of the curriculum is designed especially for churches with fewer leaders and preschoolers. You may want to use it if you have just one or two leaders and if you combine all your preschoolers for both Large and Small Group time.

BIBLE STORY

I can thank God
for food.

MANNA
EXODUS 16

MEMORY VERSE

"I will give thanks to the Lord
with my whole heart."

PSALM 111:1, ESV

KEY QUESTION

Who can you thank
for everything?

BOTTOM LINE

I can thank God for
everything.

BASIC TRUTH

God loves me.

PRELUDE: Setting the tone for the experience

See the Getting Ready pages at the end of this document for a detailed description of what you'll need for today.

In the Prelude folder of your curriculum, you'll find a variety of other resources to help you prepare.

SMALL GROUP

15
MIN

SOCIAL: Providing time for fun interaction

Offer one or more of these activities as preschoolers arrive.

Food Match

LARGE GROUP

20
MIN

WORSHIP: Inviting people to respond to God

STORY: Communicating God's truth in engaging ways

"Attitude of Gratitude"

Bible Story

Prayer

SMALL GROUP

25
MIN

GROUPS: Creating a safe place to connect

Offer as many of these activities as your time, facilities, resources, and leadership allow.

Day and Night

Thankful Necklace 

Journal and Prayer

HOME: Prompting action beyond the experience

Going Home

Parent Cue Card (*print or email*)

Parent Cue App



This symbol indicates an activity with potential allergens. Be sure to post allergy alert sign and inform parents at drop-off.

Today's Suggested Schedule—November 2021, Week 3

Today's Bible Story: I can thank God for food.

Manna • *Exodus 16*

Memory Verse: "I will give thanks to the Lord with my whole heart." Psalm 111:1, ESV

Key Question: Who can you thank for everything?

Bottom Line: I can thank God for everything.

Basic Truth: God loves me.

LARGE GROUP (20 minutes)

WORSHIP: Inviting people to respond to God

VIDEO: "Attitude of Gratitude" Dance Moves Music Video

STORY: Communicating God's truth in engaging ways

VIDEO: "Manna" from *Wonder*

LARGE GROUP: Worship (10 minutes) • Story (10 minutes)

Engage kids' hearts through a dynamic and interactive Bible story, worship, and prayer experience in a Large Group setting.

Today's Bible Story: I can thank God for food.
Manna • *Exodus 16*

Memory Verse: "I will give thanks to the Lord with my whole heart." Psalm 111:1, ESV

Key Question: Who can you thank for everything?

Bottom Line: I can thank God for everything.

Basic Truth: God loves me.

WORSHIP

What You Need: Paperclip "Memory Verse Card" in your Bible at Psalm 111:1, ESV.

LEADER: "Do you know what time it is? (*Pause.*) Worship time! This is your chance to tell God how much you love Him and say thank you as you dance and sing. Our song for this month talks about having an attitude of gratitude! That means that **[Bottom Line] I can thank God for everything. Who can you thank for everything?**"

CHILDREN and LEADER: **[Bottom Line] "I can thank God for everything."**

VIDEO: "Attitude of Gratitude" Dance Moves Music Video

LEADER: "Beautiful singing, friends! We can thank God for everything He's done. **[Bottom Line] I can thank God for everything!** The Bible teaches us that 'I will give thanks (*thumbs to chest*) to the Lord (*point up*) with my whole heart (*hands over heart*),' Psalm 111:1. (*Open hands like a book.*)

Lead the children to say the verse with the motions.

"Great job of learning our verse, friends. We can thank God with our whole heart for the way He made us and for the way He LOVES us! **Who can you thank for everything?**"

CHILDREN and LEADER: **[Bottom Line] "I can thank God for everything."**

STORY

What You Need: Bible

LEADER: “Hello, friends! I’m [your name], and I’m here to tell you a true story from the Bible.

Hold up the Bible and lay it open in front of you.

“Today’s TRUE story starts in a desert. Have you ever been to a desert? This one was hot and sandy. Everyone, show me what you look like when you’re hot and sweaty. *(Pause.)* SO hot! I wonder why our story takes place in a desert. Would you like to find out? *(Kids respond)* Me too! Let’s go!”

VIDEO: “Manna” from Wonder

LEADER: “Can God give US what we need each day? *(Pause.)* Yes! So we can be thankful. Thankful when it’s pizza day or rice day or taco Tuesday because we can thank God for everything. Tell me, **who can you thank for everything?”**

CHILDREN and LEADER: *[Bottom Line]* “I can thank God for everything!”

LEADER: “Who can you thank for everything?”

CHILDREN and LEADER: *[Bottom Line]* “I can thank God for everything!”

LEADER: “Yes, we can. In fact, let’s pray right now and thank God for everything. Close your eyes, and let’s talk to God together.”

PRAYER

LEADER: “Dear God, You are big, awesome, and wonderful. Thank You for giving the Israelite the food they needed each day in the desert. Thank You for giving us what we need, too. Thank You for always loving us. In Jesus’ name we pray, amen.”



WEEK
THREE
NOVEMBER 2021

SMALL GROUP
PRE-K
STARTER

PRELUDE SOCIAL WORSHIP STORY GROUPS HOME

PROVIDING TIME FOR FUN INTERACTION
15 MINUTES

MADE TO PLAY

an activity that encourages preschoolers to follow guidelines while having fun and learning new concepts



FOOD MATCH

WHAT YOU NEED: "Food Match" Activity Page, cardstock, and scissors

WHAT YOU DO:

BEFORE THE ACTIVITY: Copy "Food Match" on cardstock and cut apart, two sets per activity.

BIBLE STORY

I can thank God for food.

MANNA
EXODUS 16

DURING THE ACTIVITY: Show the children the picture cards then place cards face down and mix around. Encourage children to take turns turning two cards over at a time to make a match. When a match is made, remove cards from the playing area. Play until all matches are made. Repeat as many times as desired.

AFTER THE ACTIVITY: Talk about how we'll hear a story about food that God gave His people.

WHAT YOU SAY:

BEFORE THE ACTIVITY: "Hello, friends! I am so glad you are here today. Let's play a memory match game."

MEMORY VERSE

"I will give thanks to the Lord with my whole heart."

PSALM 111:1, ESV

DURING THE ACTIVITY: "These cards have pictures of yummy food to eat. Let's flip them over and mix them up. We'll take turns flipping two cards over at a time to find a match. *(Call each child to take their turn.)* What food is on your cards? *(Pause.)* Yum! Did you find a match? *(Pause.)* Okay, look at where those foods are, and we'll flip them over and try again. *(Repeat as many times as desired.)* That was a great game!"

AFTER THE ACTIVITY: "Where do we go to get food like this? *(Pause.)* Yes, we get our food from the store. Today, we'll hear a story about how God gave some people food in a special way."

KEY QUESTION

Who can you thank for everything?

TRANSITION: Move to Worship and Story by asking children their favorite food. If you call their favorite, they get to move.

BOTTOM LINE

I can thank God for everything.

BASIC TRUTH

God loves me.



WEEK
THREE
NOVEMBER 2021

SMALL GROUP
PRE-K
STARTER

PRELUDE SOCIAL WORSHIP STORY GROUPS HOME

CREATING A SAFE PLACE TO CONNECT
25 MINUTES

MADE TO MOVE

an activity that uses a preschooler's natural desire to move to help them learn



DAY AND NIGHT

[TALK ABOUT GOD | BIBLE STORY REVIEW]

WHAT YOU NEED: "Day and Night" Activity Page, cardstock, pom poms, and a basket

WHAT YOU DO:

BEFORE THE ACTIVITY: Copy "Day and Night" on cardstock, one set per activity. Put pom poms in the basket.

DURING THE ACTIVITY: Hold up a picture of the sun, and children walk around the room, acting worried. Hold up the picture of the moon, and children lie down and pretend to sleep. Sprinkle pom poms on them. Hold up the sun, and it's daytime again. Children wake up and pick up the manna. They put it in the basket then start to worry again. Repeat as many times as desired. End with everyone happy because they were thankful God had given them food and knew He would take care of them.

AFTER THE ACTIVITY: Talk about how we can thank God for our food.

WHAT YOU SAY:

BEFORE THE ACTIVITY: "Friends, come join me over here. I have a . . . (hold up the picture of the sun) sun! That's right! And I have a picture of a . . . (hold up the picture of the moon) moon! We'll use these pictures to help retell our story."

DURING THE ACTIVITY: "In our story today, we heard about Moses and God's people who were out in the desert where it was hot and sandy. They were hot and hungry, but they didn't have any food. Show me your worried face. (Pause.) Those are some really worried faces! Okay, it's daytime. (Hold up picture of the sun.) Walk around the room and act worried. (Pause.) Now, it's nighttime. (Hold up the picture of the moon.) Everyone, lie down and pretend to go to sleep. (Pause.)"

"While they were sleeping, God covered the ground with bread. (Sprinkle pom poms over the children.) It's daytime again. Time to wake up. (Hold up the sun.) Everyone, wake up and pick up the manna and put it in the basket. (Pause.) But the people started to get worried again. Show me your worried face. (Pause.) And then it got dark (Hold up the moon.) and it was time to go to sleep again. (Sprinkle pom poms over the children.) It's daytime again, time to wake up. (Hold up the sun.) Everyone wake up and pick up the manna and put it in the basket. (Pause.)"

"But the people started to worry again. Show me your worried face. (Pause.) And then it got dark. (Hold up the moon.) It was time to go to sleep again. Go to sleep. (Sprinkle pom poms over the children.) Wake up! (Hold up the sun.) It's daytime again. Pick up the manna and put it in the basket. (Pause.) And this

BIBLE STORY

I can thank God for food.

MANNA
EXODUS 16

MEMORY VERSE

"I will give thanks to the Lord with my whole heart."

PSALM 111:1, ESV

KEY QUESTION

Who can you thank for everything?

BOTTOM LINE

I can thank God for everything.

BASIC TRUTH

God loves me.



WEEK
THREE
NOVEMBER 2021

SMALL GROUP
PRE-K
STARTER

PRELUDE SOCIAL WORSHIP STORY **GROUPS** HOME

CREATING A SAFE PLACE TO CONNECT
25 MINUTES

time, they weren't worried. They knew that God would give them food and He would take care of them."

AFTER THE ACTIVITY: "The people were so happy and thankful for the food God gave them. We can thank God for our food, too. Because we can thank God for everything. **Who can you thank for everything? I can thank God for everything.**"



WEEK
THREE
NOVEMBER 2021

SMALL GROUP
PRE-K
STARTER

PRELUDE SOCIAL WORSHIP STORY GROUPS HOME

CREATING A SAFE PLACE TO CONNECT
25 MINUTES

MADE TO CREATE
an activity that allows preschoolers to review the Bible story, bottom line, or memory verse by creating a craft to take home



THANKFUL NECKLACE
[LIVE FOR GOD | APPLICATION ACTIVITY]
**Be sure to list the items you will be using today on the "Allergy Alert Poster" and post it at the door to your room.*

WHAT YOU NEED: "Thankful Necklace" and "Allergy Alert Poster" Activity Pages; cardstock; "O" cereal; yarn; paper plates; scissors; hole punch; clear tape; and a marker;

Optional paper straws instead of cereal

BIBLE STORY

I can thank God for food.

MANNA
EXODUS 16

WHAT YOU DO:

BEFORE THE ACTIVITY: Copy "Allergy Alert Poster" on cardstock and post at the door. Copy "Thankful Necklace" on cardstock and cut out, one per child. Punch a hole at the top of each heart. Cut yarn into 18 to 24-inch lengths, one per child. Wrap one end of each piece of yarn with the tape and knot the other end. Write child's name on the back of their heart. Place yarn, a handful of cereal, and a hole-punched heart on each plate. Option: If using paper straws, cut them into one-inch pieces.

MEMORY VERSE

"I will give thanks to the Lord with my whole heart."

PSALM 111:1, ESV

DURING THE ACTIVITY: Encourage children to thread cereal or straws on the yarn with the heart in the center. Tie the ends of their necklace in a knot and let them wear it.

AFTER THE ACTIVITY: Talk about how we can thank God for food.

KEY QUESTION

Who can you thank for everything?

WHAT YOU SAY:

BEFORE THE ACTIVITY: "Today, we heard a story about how we can thank God for the food he gives us."

DURING THE ACTIVITY: "Take some of your [cereal/straws] and thread the yarn through the holes in the center. (Pause.) Super! Now thread the heart onto your yarn. (Pause.) Thread some more [cereal/straws] then I'll tie it to make a necklace. (Pause.) Put it around your neck, and you can wear it to remember to thank God for your food."

BOTTOM LINE

I can thank God for everything.

AFTER THE ACTIVITY: "God gave His people bread when they were hungry in the desert. We can thank God for our food and everything, because God can give us everything we need. **Who can you thank for everything? I can thank God for everything.**"

BASIC TRUTH

God loves me.



WEEK
THREE
NOVEMBER 2021

SMALL GROUP
PRE-K
STARTER

PRELUDE SOCIAL WORSHIP STORY GROUPS HOME

CREATING A SAFE PLACE TO CONNECT
25 MINUTES

MADE TO REFLECT

an activity that encourages personal application and prayer



JOURNAL AND PRAYER

[PRAY TO GOD | PRAYER ACTIVITY]

WHAT YOU NEED: Paperclip "Memory Verse Card" in your Bible at Psalm 111:1; journal; and fun-shaped pen

SMALL GROUP LEADER (SGL): "It's Small Group time! Today, we'll pretend to eat bread while we walk to our small group spot. My bread is yummy garlic bread. What

kind of bread will you eat? (*Pause for responses.*) All of those breads sound delicious! Start eating your yummy bread and follow me! (*Pretend to eat bread as you lead the children to your small group spot.*)

"We made it, and my tummy is full of bread! Now is a good time to sit down and talk about today's Bible story. One, two, three, sit down with me! (*Open the Bible and lay it in front of the children.*)

"Today's Bible story was about something amazing that God did! Moses and the people didn't have any food. What was the amazing thing God did about it? (*Pause.*) You're right! God gave the people food. Moses and the people thanked God for their food, and you can thank God for your food, too. You can thank God for EVERYTHING. **Who can you thank for everything?"**

CHILDREN AND SGL: "I can thank God for everything."

SGL: "You sure can! The Bible verse we're learning will help us remember to thank God for everything with our WHOLE heart. It says . . . (*Turn the pages of your Bible to the Memory Verse Card.*) 'I will give thanks to the Lord with my whole heart,' Psalm 111:1. (*Close Bible and lay it down.*)

"Let's stand up and say that together. Make sure you do the motions with me!"

CHILDREN AND SGL: "'I will give thanks (*thumbs to chest*) to the Lord (*point up*) with my whole heart (*hands over heart*),' Psalm 111:1." (*Open hands like a book.*)

(*Repeat the verse with motions a few times.*)

SGL: "You sound SO good! Way to go! (*Give fist bumps.*) Now, let's sit down so we can write in our prayer journal and talk to God. (*Hold journal and fun-shaped pen.*)

"Since Moses and the people were thankful for the food God gave them, I think we should make a list of some of our favorite foods. Then when we pray, we can thank God for our food. Get ready! When I say your name, tell me one of your favorite foods to eat, and I will write it in our prayer journal. (*Say each child's name and write down what they say. Remember to print the names so*

BIBLE STORY

I can thank God
for food.

MANNA
EXODUS 16

MEMORY VERSE

"I will give thanks to the Lord
with my whole heart."

PSALM 111:1, ESV

KEY QUESTION

Who can you thank
for everything?

BOTTOM LINE

I can thank God for
everything.

BASIC TRUTH

God loves me.



WEEK
THREE
NOVEMBER 2021

SMALL GROUP
PRE-K
STARTER

PRELUDE SOCIAL WORSHIP STORY **GROUPS** HOME

CREATING A SAFE PLACE TO CONNECT
25 MINUTES

(JOURNAL AND PRAYER, CONTINUED)

the children can recognize their names and the letters.)

"This list is making me hungry! Let's use it when we pray. Would anyone like to pray before I pray?"

(Give each child who wants to pray the opportunity to do so.)

PRAYER

SGL: "Dear God, Thank You for all of the yummy food you give us. Thank You for *(read the list the children made)*. Help us thank You for everything, even the foods that aren't our favorites, because we can thank You for everything! You are the best, God, and we love You very much. In Jesus' name, amen."



GETTING READY

HERE'S EVERYTHING YOU NEED TO KNOW TO GET READY FOR THIS WEEK

SOCIAL: PROVIDING TIME FOR FUN INTERACTION (15 MINUTES)

Activities that encourage preschoolers to enter the classroom and begin engaging with peers and Small Group Leaders by providing age appropriate and hands on fun while introducing new concepts they will hear in the day's Bible story.

Prepare to offer one or more of the following activities as Your 3-, 4-, or 5-year-olds arrive. Let one or two teachers lead activities in different areas of the room while another teacher greets parents and kids at the door.

FOOD MATCH

Made to Play: An activity that encourages preschoolers to follow guidelines while having fun and learning new concepts

WHAT YOU NEED:

- "Food Match" Activity Page
- Cardstock
- Scissors

WHAT YOU DO:

- Copy "Food Match" on cardstock and cut apart, two sets per activity.

GROUPS: CREATING A SAFE PLACE TO CONNECT (25 MINUTES)

Create a safe place to connect through activities that are written to reach every learning style while reinforcing the Bottom Line that was introduced during the Bible Story and applying it to real life experiences. In addition, these activities provide preschoolers with an opportunity to build relationships with their Small Group Leader.

Offer as many of the following activities as your time, facilities, resources, and leadership allow. You may want to lead one activity at a time. Or, offer two activities at once and allow half the kids to participate in each. Then switch groups and repeat the activities.

DAY AND NIGHT

[TALK ABOUT GOD | BIBLE STORY REVIEW]

Made to Move: An activity that uses a preschooler's natural desire to move to help them learn

WHAT YOU NEED:

- "Day and Night" Activity Page
- Cardstock
- Pom poms
- Basket

WHAT YOU DO:

- Copy "Day and Night" on cardstock, one set per activity.
- Put pom poms in the basket.

THANKFUL NECKLACE

[LIVE FOR GOD | APPLICATION ACTIVITY]

Made to Create: An activity that allows preschoolers to review the Bible story, Bottom Line, or memory verse by creating a craft

WHAT YOU NEED:

- "Thankful Necklace" Activity Page
- "Allergy Alert Poster"
- Cardstock
- "O" cereal
- Yarn
- Paper plates—one per child
- Scissors
- Hole punch
- Clear tape
- Marker
- Optional paper straws instead of cereal

WHAT YOU DO:

- Copy "Thankful Necklace" on cardstock and cut out, one per child.
- Copy "Allergy Alert Poster" on cardstock and post at the door.
- Cut yarn in 18 to 24-inch lengths, one per child.
- Wrap one end of each piece of yarn with the tape and knot the other end.
- Punch a hole in the top of each heart and write child's name on the back of their heart.
- Place yarn, a handful of cereal, and a hole punched heart on each plate.



WEEK
THREE
NOVEMBER 2021

SMALL GROUP
PRE-K
STARTER

PRELUDE

SOCIAL

WORSHIP

STORY

GROUPS

HOME

GETTING READY

HERE'S EVERYTHING YOU NEED TO KNOW TO GET READY FOR THIS WEEK

- Option: If using paper straws, cut them into one-inch pieces.

JOURNAL AND PRAYER

[PRAY TO GOD | PRAYER ACTIVITY]

Made to Reflect: An activity that encourages personal application and prayer

WHAT YOU NEED:








- Paperclip "Memory Verse Card" in your Bible at Psalm 111:1, ESV.
- Journal
- Fun-shaped pen

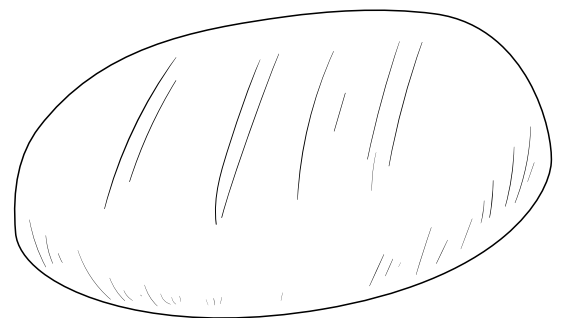


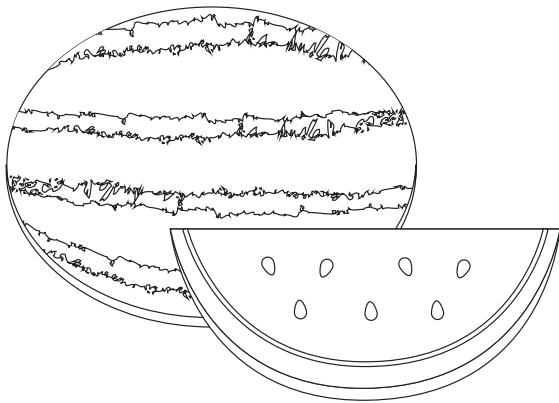


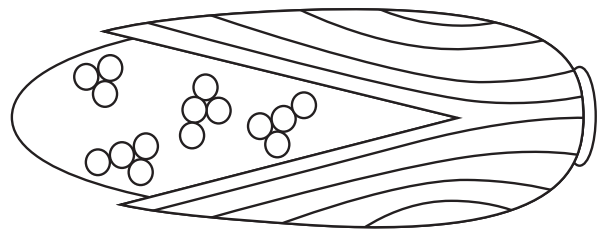

HOME: PROMPTING ACTION BEYOND THE EXPERIENCE


- Make copies on cardstock or email this week's Parent Cue card.
- Copy "Going Home" and hang on the door where Small Group Leaders can reference and remind parents of the Bottom Line and Memory Verse as parents pick up their children.
- Tell parents about our additional family resource, the **Parent Cue app**.

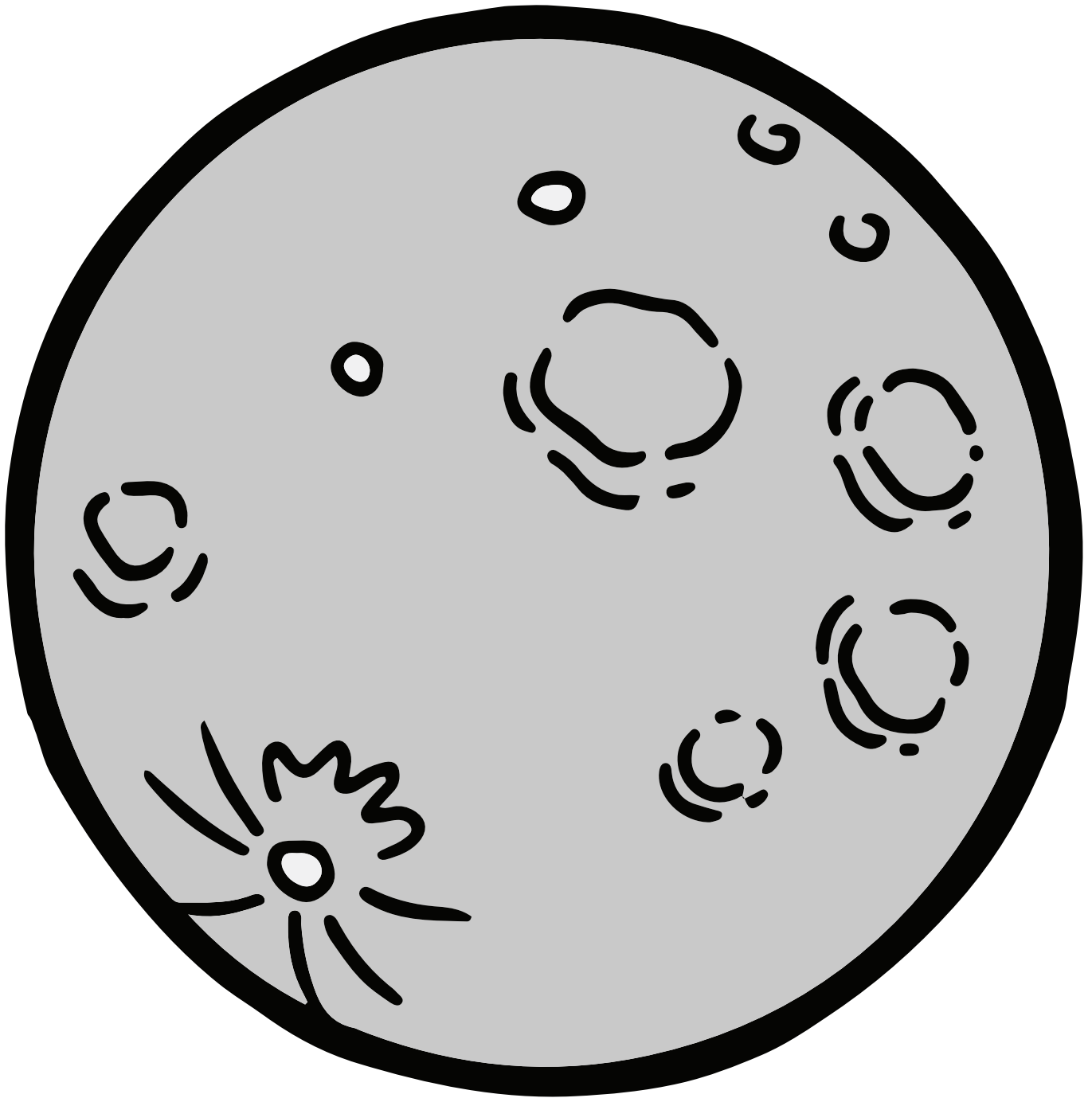
FIRST LOOK PINTEREST PAGE

Visit our Pinterest page to see craft samples and suggested supplies. <https://bit.ly/FirstLookPinterest>













TODAY'S SUGGESTED SCHEDULE

NOTE: This version of the curriculum is designed especially for churches with fewer leaders and preschoolers. You may want to use it if you have just one or two leaders and if you combine all your preschoolers for both Large and Small Group time.

BIBLE STORY

I can thank God
for food.

MANNA
EXODUS 16

MEMORY VERSE

"I will give thanks to the Lord
with my whole heart."

PSALM 111:1, ESV

KEY QUESTION

Who can you thank
for everything?

BOTTOM LINE

I can thank God for
everything.

BASIC TRUTH

God loves me.

PRELUDE: Setting the tone for the experience

See the Getting Ready pages at the end of this document for a detailed description of what you'll need for today.

In the Prelude folder of your curriculum, you'll find a variety of other resources to help you prepare.

SMALL GROUP

15
MIN

SOCIAL: Providing time for fun interaction

Offer one or more of these activities as preschoolers arrive.

Food Match

LARGE GROUP

20
MIN

WORSHIP: Inviting people to respond to God

STORY: Communicating God's truth in engaging ways

"Attitude of Gratitude"

Bible Story

Prayer

SMALL GROUP

25
MIN

GROUPS: Creating a safe place to connect

Offer as many of these activities as your time, facilities, resources, and leadership allow.

Day and Night

Thankful Necklace 

Journal and Prayer

HOME: Prompting action beyond the experience

Going Home

Parent Cue Card (*print or email*)

Parent Cue App



This symbol indicates an activity with potential allergens. Be sure to post allergy alert sign and inform parents at drop-off.

Today's Suggested Schedule—November 2021, Week 3

Today's Bible Story: I can thank God for food.

Manna • *Exodus 16*

Memory Verse: "I will give thanks to the Lord with my whole heart." Psalm 111:1, ESV

Key Question: Who can you thank for everything?

Bottom Line: I can thank God for everything.

Basic Truth: God loves me.

LARGE GROUP (20 minutes)

WORSHIP: Inviting people to respond to God

VIDEO: "Attitude of Gratitude" Dance Moves Music Video

STORY: Communicating God's truth in engaging ways

VIDEO: "Manna" from *Wonder*

LARGE GROUP: Worship (10 minutes) • Story (10 minutes)

Engage kids' hearts through a dynamic and interactive Bible story, worship, and prayer experience in a Large Group setting.

Today's Bible Story: I can thank God for food.
Manna • *Exodus 16*

Memory Verse: "I will give thanks to the Lord with my whole heart." Psalm 111:1, ESV

Key Question: Who can you thank for everything?

Bottom Line: I can thank God for everything.

Basic Truth: God loves me.

WORSHIP

What You Need: Paperclip "Memory Verse Card" in your Bible at Psalm 111:1, ESV.

LEADER: "Do you know what time it is? (*Pause.*) Worship time! This is your chance to tell God how much you love Him and say thank you as you dance and sing. Our song for this month talks about having an attitude of gratitude! That means that **[Bottom Line] I can thank God for everything. Who can you thank for everything?**"

CHILDREN and LEADER: **[Bottom Line] "I can thank God for everything."**

VIDEO: "Attitude of Gratitude" Dance Moves Music Video

LEADER: "Beautiful singing, friends! We can thank God for everything He's done. **[Bottom Line] I can thank God for everything!** The Bible teaches us that 'I will give thanks (*thumbs to chest*) to the Lord (*point up*) with my whole heart (*hands over heart*),' Psalm 111:1. (*Open hands like a book.*)

Lead the children to say the verse with the motions.

"Great job of learning our verse, friends. We can thank God with our whole heart for the way He made us and for the way He LOVES us! **Who can you thank for everything?**"

CHILDREN and LEADER: **[Bottom Line] "I can thank God for everything."**

STORY

What You Need: Bible

LEADER: “Hello, friends! I’m [your name], and I’m here to tell you a true story from the Bible.

Hold up the Bible and lay it open in front of you.

“Today’s TRUE story starts in a desert. Have you ever been to a desert? This one was hot and sandy. Everyone, show me what you look like when you’re hot and sweaty. *(Pause.)* SO hot! I wonder why our story takes place in a desert. Would you like to find out? *(Kids respond)* Me too! Let’s go!”

VIDEO: “Manna” from Wonder

LEADER: “Can God give US what we need each day? *(Pause.)* Yes! So we can be thankful. Thankful when it’s pizza day or rice day or taco Tuesday because we can thank God for everything. Tell me, **who can you thank for everything?”**

CHILDREN and LEADER: *[Bottom Line]* “I can thank God for everything!”

LEADER: “Who can you thank for everything?”

CHILDREN and LEADER: *[Bottom Line]* “I can thank God for everything!”

LEADER: “Yes, we can. In fact, let’s pray right now and thank God for everything. Close your eyes, and let’s talk to God together.”

PRAYER

LEADER: “Dear God, You are big, awesome, and wonderful. Thank You for giving the Israelite the food they needed each day in the desert. Thank You for giving us what we need, too. Thank You for always loving us. In Jesus’ name we pray, amen.”



WEEK
THREE
NOVEMBER 2021

SMALL GROUP
PRE-K
STARTER

PRELUDE SOCIAL WORSHIP STORY GROUPS HOME

PROVIDING TIME FOR FUN INTERACTION
15 MINUTES

MADE TO PLAY

an activity that encourages preschoolers to follow guidelines while having fun and learning new concepts



FOOD MATCH

WHAT YOU NEED: "Food Match" Activity Page, cardstock, and scissors

WHAT YOU DO:

BEFORE THE ACTIVITY: Copy "Food Match" on cardstock and cut apart, two sets per activity.

BIBLE STORY

I can thank God for food.

MANNA
EXODUS 16

DURING THE ACTIVITY: Show the children the picture cards then place cards face down and mix around. Encourage children to take turns turning two cards over at a time to make a match. When a match is made, remove cards from the playing area. Play until all matches are made. Repeat as many times as desired.

AFTER THE ACTIVITY: Talk about how we'll hear a story about food that God gave His people.

WHAT YOU SAY:

BEFORE THE ACTIVITY: "Hello, friends! I am so glad you are here today. Let's play a memory match game."

MEMORY VERSE

"I will give thanks to the Lord with my whole heart."

PSALM 111:1, ESV

DURING THE ACTIVITY: "These cards have pictures of yummy food to eat. Let's flip them over and mix them up. We'll take turns flipping two cards over at a time to find a match. *(Call each child to take their turn.)* What food is on your cards? *(Pause.)* Yum! Did you find a match? *(Pause.)* Okay, look at where those foods are, and we'll flip them over and try again. *(Repeat as many times as desired.)* That was a great game!"

AFTER THE ACTIVITY: "Where do we go to get food like this? *(Pause.)* Yes, we get our food from the store. Today, we'll hear a story about how God gave some people food in a special way."

KEY QUESTION

Who can you thank for everything?

TRANSITION: Move to Worship and Story by asking children their favorite food. If you call their favorite, they get to move.

BOTTOM LINE

I can thank God for everything.

BASIC TRUTH

God loves me.



WEEK
THREE
NOVEMBER 2021

SMALL GROUP
PRE-K
STARTER

PRELUDE SOCIAL WORSHIP STORY GROUPS HOME

CREATING A SAFE PLACE TO CONNECT
25 MINUTES

MADE TO MOVE

an activity that uses a preschooler's natural desire to move to help them learn



DAY AND NIGHT

[TALK ABOUT GOD | BIBLE STORY REVIEW]

WHAT YOU NEED: "Day and Night" Activity Page, cardstock, pom poms, and a basket

WHAT YOU DO:

BEFORE THE ACTIVITY: Copy "Day and Night" on cardstock, one set per activity. Put pom poms in the basket.

DURING THE ACTIVITY: Hold up a picture of the sun, and children walk around the room, acting worried. Hold up the picture of the moon, and children lie down and pretend to sleep. Sprinkle pom poms on them. Hold up the sun, and it's daytime again. Children wake up and pick up the manna. They put it in the basket then start to worry again. Repeat as many times as desired. End with everyone happy because they were thankful God had given them food and knew He would take care of them.

AFTER THE ACTIVITY: Talk about how we can thank God for our food.

WHAT YOU SAY:

BEFORE THE ACTIVITY: "Friends, come join me over here. I have a . . . (hold up the picture of the sun) sun! That's right! And I have a picture of a . . . (hold up the picture of the moon) moon! We'll use these pictures to help retell our story."

DURING THE ACTIVITY: "In our story today, we heard about Moses and God's people who were out in the desert where it was hot and sandy. They were hot and hungry, but they didn't have any food. Show me your worried face. (Pause.) Those are some really worried faces! Okay, it's daytime. (Hold up picture of the sun.) Walk around the room and act worried. (Pause.) Now, it's nighttime. (Hold up the picture of the moon.) Everyone, lie down and pretend to go to sleep. (Pause.)"

"While they were sleeping, God covered the ground with bread. (Sprinkle pom poms over the children.) It's daytime again. Time to wake up. (Hold up the sun.) Everyone, wake up and pick up the manna and put it in the basket. (Pause.) But the people started to get worried again. Show me your worried face. (Pause.) And then it got dark (Hold up the moon.) and it was time to go to sleep again. (Sprinkle pom poms over the children.) It's daytime again, time to wake up. (Hold up the sun.) Everyone wake up and pick up the manna and put it in the basket. (Pause.)"

"But the people started to worry again. Show me your worried face. (Pause.) And then it got dark. (Hold up the moon.) It was time to go to sleep again. Go to sleep. (Sprinkle pom poms over the children.) Wake up! (Hold up the sun.) It's daytime again. Pick up the manna and put it in the basket. (Pause.) And this

BIBLE STORY

I can thank God for food.

MANNA
EXODUS 16

MEMORY VERSE

"I will give thanks to the Lord with my whole heart."

PSALM 111:1, ESV

KEY QUESTION

Who can you thank for everything?

BOTTOM LINE

I can thank God for everything.

BASIC TRUTH

God loves me.



WEEK
THREE
NOVEMBER 2021

SMALL GROUP
PRE-K
STARTER

PRELUDE SOCIAL WORSHIP STORY **GROUPS** HOME

CREATING A SAFE PLACE TO CONNECT
25 MINUTES

time, they weren't worried. They knew that God would give them food and He would take care of them."

AFTER THE ACTIVITY: "The people were so happy and thankful for the food God gave them. We can thank God for our food, too. Because we can thank God for everything. **Who can you thank for everything? I can thank God for everything.**"



WEEK
THREE
NOVEMBER 2021

SMALL GROUP
PRE-K
STARTER

PRELUDE SOCIAL WORSHIP STORY GROUPS HOME

CREATING A SAFE PLACE TO CONNECT
25 MINUTES

MADE TO CREATE
an activity that allows preschoolers to review the Bible story, bottom line, or memory verse by creating a craft to take home



THANKFUL NECKLACE

[LIVE FOR GOD | APPLICATION ACTIVITY]

*Be sure to list the items you will be using today on the "Allergy Alert Poster" and post it at the door to your room.

WHAT YOU NEED: "Thankful Necklace" and "Allergy Alert Poster" Activity Pages; cardstock; "O" cereal; yarn; paper plates; scissors; hole punch; clear tape; and a marker;

Optional paper straws instead of cereal

BIBLE STORY

I can thank God for food.

MANNA
EXODUS 16

WHAT YOU DO:

BEFORE THE ACTIVITY: Copy "Allergy Alert Poster" on cardstock and post at the door. Copy "Thankful Necklace" on cardstock and cut out, one per child. Punch a hole at the top of each heart. Cut yarn into 18 to 24-inch lengths, one per child. Wrap one end of each piece of yarn with the tape and knot the other end. Write child's name on the back of their heart. Place yarn, a handful of cereal, and a hole-punched heart on each plate. Option: If using paper straws, cut them into one-inch pieces.

MEMORY VERSE

"I will give thanks to the Lord with my whole heart."

PSALM 111:1, ESV

DURING THE ACTIVITY: Encourage children to thread cereal or straws on the yarn with the heart in the center. Tie the ends of their necklace in a knot and let them wear it.

AFTER THE ACTIVITY: Talk about how we can thank God for food.

KEY QUESTION

Who can you thank for everything?

WHAT YOU SAY:

BEFORE THE ACTIVITY: "Today, we heard a story about how we can thank God for the food he gives us."

BOTTOM LINE

I can thank God for everything.

DURING THE ACTIVITY: "Take some of your [cereal/straws] and thread the yarn through the holes in the center. (Pause.) Super! Now thread the heart onto your yarn. (Pause.) Thread some more [cereal/straws] then I'll tie it to make a necklace. (Pause.) Put it around your neck, and you can wear it to remember to thank God for your food."

AFTER THE ACTIVITY: "God gave His people bread when they were hungry in the desert. We can thank God for our food and everything, because God can give us everything we need. **Who can you thank for everything? I can thank God for everything.**"

BASIC TRUTH

God loves me.



CREATING A SAFE PLACE TO CONNECT
25 MINUTES

MADE TO REFLECT

an activity that encourages personal application and prayer



JOURNAL AND PRAYER

[PRAY TO GOD | PRAYER ACTIVITY]

WHAT YOU NEED: Paperclip "Memory Verse Card" in your Bible at Psalm 111:1; journal; and fun-shaped pen

SMALL GROUP LEADER (SGL): "It's Small Group time! Today, we'll pretend to eat bread while we walk to our small group spot. My bread is yummy garlic bread. What

kind of bread will you eat? (*Pause for responses.*) All of those breads sound delicious! Start eating your yummy bread and follow me! (*Pretend to eat bread as you lead the children to your small group spot.*)

"We made it, and my tummy is full of bread! Now is a good time to sit down and talk about today's Bible story. One, two, three, sit down with me! (*Open the Bible and lay it in front of the children.*)

"Today's Bible story was about something amazing that God did! Moses and the people didn't have any food. What was the amazing thing God did about it? (*Pause.*) You're right! God gave the people food. Moses and the people thanked God for their food, and you can thank God for your food, too. You can thank God for EVERYTHING. **Who can you thank for everything?"**

CHILDREN AND SGL: "I can thank God for everything."

SGL: "You sure can! The Bible verse we're learning will help us remember to thank God for everything with our WHOLE heart. It says . . . (*Turn the pages of your Bible to the Memory Verse Card.*) 'I will give thanks to the Lord with my whole heart,' Psalm 111:1. (*Close Bible and lay it down.*)

"Let's stand up and say that together. Make sure you do the motions with me!"

CHILDREN AND SGL: "'I will give thanks (*thumbs to chest*) to the Lord (*point up*) with my whole heart (*hands over heart*),' Psalm 111:1." (*Open hands like a book.*)

(*Repeat the verse with motions a few times.*)

SGL: "You sound SO good! Way to go! (*Give fist bumps.*) Now, let's sit down so we can write in our prayer journal and talk to God. (*Hold journal and fun-shaped pen.*)

"Since Moses and the people were thankful for the food God gave them, I think we should make a list of some of our favorite foods. Then when we pray, we can thank God for our food. Get ready! When I say your name, tell me one of your favorite foods to eat, and I will write it in our prayer journal. (*Say each child's name and write down what they say. Remember to print the names so*

BIBLE STORY

I can thank God
for food.

MANNA
EXODUS 16

MEMORY VERSE

"I will give thanks to the Lord
with my whole heart."

PSALM 111:1, ESV

KEY QUESTION

Who can you thank
for everything?

BOTTOM LINE

I can thank God for
everything.

BASIC TRUTH

God loves me.



WEEK
THREE
NOVEMBER 2021

SMALL GROUP
PRE-K
STARTER

PRELUDE SOCIAL WORSHIP STORY **GROUPS** HOME

CREATING A SAFE PLACE TO CONNECT
25 MINUTES

(JOURNAL AND PRAYER, CONTINUED)

the children can recognize their names and the letters.)

"This list is making me hungry! Let's use it when we pray. Would anyone like to pray before I pray?"

(Give each child who wants to pray the opportunity to do so.)

PRAYER

SGL: "Dear God, Thank You for all of the yummy food you give us. Thank You for *(read the list the children made)*. Help us thank You for everything, even the foods that aren't our favorites, because we can thank You for everything! You are the best, God, and we love You very much. In Jesus' name, amen."



WEEK
THREE
NOVEMBER 2021

SMALL GROUP
PRE-K
STARTER

PRELUDE SOCIAL WORSHIP STORY GROUPS HOME

GETTING READY

HERE'S EVERYTHING YOU NEED TO KNOW TO GET READY FOR THIS WEEK

SOCIAL: PROVIDING TIME FOR FUN INTERACTION (15 MINUTES)

Activities that encourage preschoolers to enter the classroom and begin engaging with peers and Small Group Leaders by providing age appropriate and hands on fun while introducing new concepts they will hear in the day's Bible story.

Prepare to offer one or more of the following activities as Your 3-, 4-, or 5-year-olds arrive. Let one or two teachers lead activities in different areas of the room while another teacher greets parents and kids at the door.

FOOD MATCH

Made to Play: An activity that encourages preschoolers to follow guidelines while having fun and learning new concepts

WHAT YOU NEED:

- "Food Match" Activity Page
- Cardstock
- Scissors

WHAT YOU DO:

- Copy "Food Match" on cardstock and cut apart, two sets per activity.

GROUPS: CREATING A SAFE PLACE TO CONNECT (25 MINUTES)

Create a safe place to connect through activities that are written to reach every learning style while reinforcing the Bottom Line that was introduced during the Bible Story and applying it to real life experiences. In addition, these activities provide preschoolers with an opportunity to build relationships with their Small Group Leader.

Offer as many of the following activities as your time, facilities, resources, and leadership allow. You may want to lead one activity at a time. Or, offer two activities at once and allow half the kids to participate in each. Then switch groups and repeat the activities.

DAY AND NIGHT

[TALK ABOUT GOD | BIBLE STORY REVIEW]

Made to Move: An activity that uses a preschooler's natural desire to move to help them learn

WHAT YOU NEED:

- "Day and Night" Activity Page
- Cardstock
- Pom poms
- Basket

WHAT YOU DO:

- Copy "Day and Night" on cardstock, one set per activity.
- Put pom poms in the basket.

THANKFUL NECKLACE

[LIVE FOR GOD | APPLICATION ACTIVITY]

Made to Create: An activity that allows preschoolers to review the Bible story, Bottom Line, or memory verse by creating a craft

WHAT YOU NEED:

- "Thankful Necklace" Activity Page
- "Allergy Alert Poster"
- Cardstock
- "O" cereal
- Yarn
- Paper plates—one per child
- Scissors
- Hole punch
- Clear tape
- Marker
- Optional paper straws instead of cereal

WHAT YOU DO:

- Copy "Thankful Necklace" on cardstock and cut out, one per child.
- Copy "Allergy Alert Poster" on cardstock and post at the door.
- Cut yarn in 18 to 24-inch lengths, one per child.
- Wrap one end of each piece of yarn with the tape and knot the other end.
- Punch a hole in the top of each heart and write child's name on the back of their heart.
- Place yarn, a handful of cereal, and a hole punched heart on each plate.



WEEK
THREE
NOVEMBER 2021

SMALL GROUP
PRE-K
STARTER

PRELUDE

SOCIAL

WORSHIP

STORY

GROUPS

HOME

GETTING READY

HERE'S EVERYTHING YOU NEED TO KNOW TO GET READY FOR THIS WEEK

- Option: If using paper straws, cut them into one-inch pieces.

JOURNAL AND PRAYER

[PRAY TO GOD | PRAYER ACTIVITY]

Made to Reflect: An activity that encourages personal application and prayer

WHAT YOU NEED:








- Paperclip "Memory Verse Card" in your Bible at Psalm 111:1, ESV.
- Journal
- Fun-shaped pen

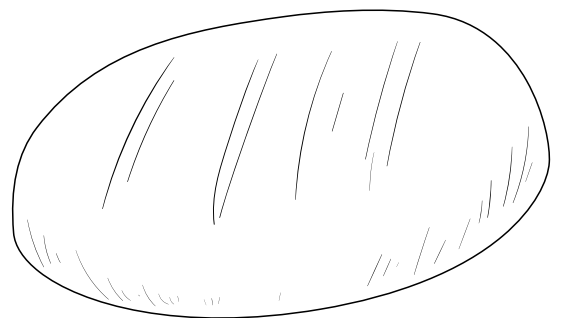


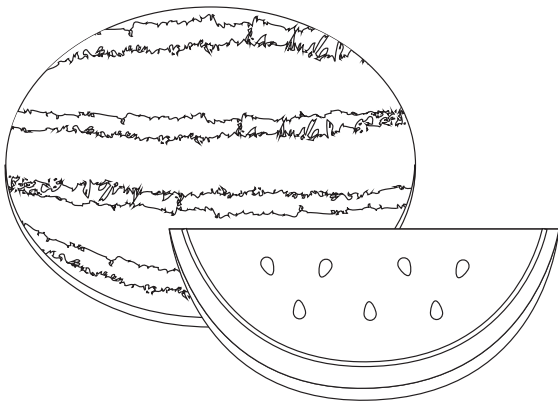


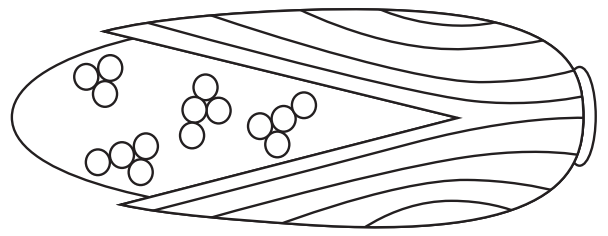

HOME: PROMPTING ACTION BEYOND THE EXPERIENCE


- Make copies on cardstock or email this week's Parent Cue card.
- Copy "Going Home" and hang on the door where Small Group Leaders can reference and remind parents of the Bottom Line and Memory Verse as parents pick up their children.
- Tell parents about our additional family resource, the **Parent Cue app**.

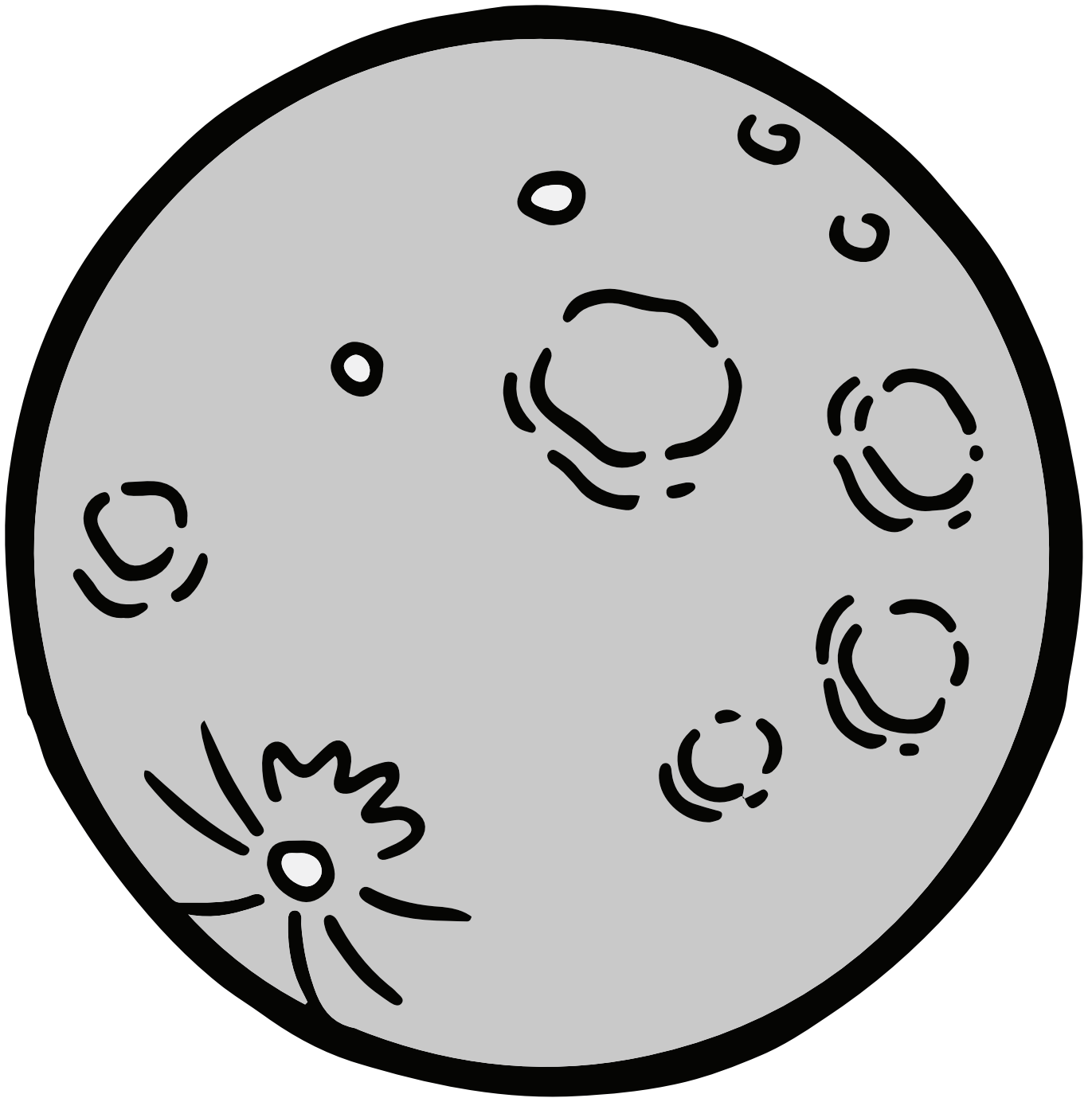
FIRST LOOK PINTEREST PAGE

Visit our Pinterest page to see craft samples and suggested supplies. <https://bit.ly/FirstLookPinterest>













TODAY'S SUGGESTED SCHEDULE

NOTE: This version of the curriculum is designed especially for churches with fewer leaders and preschoolers. You may want to use it if you have just one or two leaders and if you combine all your preschoolers for both Large and Small Group time.

BIBLE STORY

I can thank God
for people who help me.

ELISHA'S ROOM
2 KINGS 4:8-17

MEMORY VERSE

"I will give thanks to the Lord
with my whole heart."

PSALM 111:1, ESV

KEY QUESTION

Who can you thank
for everything?

BOTTOM LINE

I can thank God for
everything.

BASIC TRUTH

God loves me.

PRELUDE: Setting the tone for the experience

See the Getting Ready pages at the end of this document for a detailed description of what you'll need for today.

In the Prelude folder of your curriculum, you'll find a variety of other resources to help you prepare.

SMALL GROUP

15
MIN

SOCIAL: Providing time for fun interaction

Offer one or more of these activities as preschoolers arrive.

Rooms in the House

LARGE GROUP

20
MIN

WORSHIP: Inviting people to respond to God

STORY: Communicating God's truth in engaging ways

"Attitude of Gratitude"

Bible Story

Prayer

SMALL GROUP

25
MIN

GROUPS: Creating a safe place to connect

Offer as many of these activities as your time, facilities, resources, and leadership allow.

In the Room

Thankful for . . .

Journal and Prayer

HOME: Prompting action beyond the experience

Going Home

Parent Cue Card (*print or email*)

Parent Cue App

Today's Suggested Schedule—November 2021, Week 4

Today's Bible Story: I can thank God for people who help me.
Elisha's Room • *2 Kings 4:8-17*

Memory Verse: "I will give thanks to the Lord with my whole heart." Psalm 111:1, ESV

Key Question: Who can you thank for everything?

Bottom Line: I can thank God for everything.

Basic Truth: God loves me.

LARGE GROUP (20 minutes)

WORSHIP: Inviting people to respond to God

VIDEO: "Attitude of Gratitude" Dance Moves Music Video

STORY: Communicating God's truth in engaging ways

VIDEO: "Elisha's Room" from *Wonder*

LARGE GROUP: Worship (10 minutes) • Story (10 minutes)

Engage kids' hearts through a dynamic and interactive Bible story, worship, and prayer experience in a Large Group setting.

Today's Bible Story: I can thank God for people who help me.
Elisha's Room • 2 Kings 4:8-17

Memory Verse: "I will give thanks to the Lord with my whole heart." Psalm 111:1, ESV

Key Question: Who can you thank for everything?

Bottom Line: I can thank God for everything.

Basic Truth: God loves me.

WORSHIP

What You Need: Paperclip "Memory Verse Card" in your Bible at Psalm 111:1, ESV.

LEADER: "Hello, everybody! I LOVE seeing your bright, smiling faces. Do you know what time it is? It's worship time! This is a time we can show God we love Him and tell Him thank you for all He's done! Let's stand up and sing out our song for this month, 'Attitude of Gratitude'!

VIDEO: "Attitude of Gratitude" Dance Moves Music Video

LEADER: "That was awesome! It isn't always easy to be grateful when I'm sad. But when I'm singing, I see it's not so bad. We can thank God for everything He's done for us! **Who can you thank for everything?"**

CHILDREN and LEADER: [*Bottom Line*] "I can thank God for everything."

LEADER: "That's right! [*Bottom Line*] **I can thank God for everything!** The Bible teaches us that 'I will give thanks (*thumbs to chest*) to the Lord (*point up*) with my whole heart (*hands over heart*),' Psalm 111:1. (*Open hands like a book.*)

Lead the children to say the verse with the motions.

"One more time, **who can you thank for everything?"**

CHILDREN and LEADER: [*Bottom Line*] "I can thank God for everything."

STORY

What You Need: Bible

LEADER: “Hello, friends! I’m [your name], and it’s time to hear our TRUE story from the Bible. Are you ready? *(Kids respond)* Well then what are we waiting for? Let’s go!”

VIDEO: *“Elisha’s Room” from Wonder*

LEADER: “Who helps you? Maybe your mom or dad? Or your teachers? Or your grandparents? So many people help us, and we can thank God for them. **Who can you thank for everything?**”

CHILDREN and LEADER: *[Bottom Line]* **“I can thank God for everything!”**

LEADER: **“Who can you thank for everything?”**

CHILDREN and LEADER: *[Bottom Line]* **“I can thank God for everything!”**

LEADER: “You got it! Okay friends, it’s time to pray. Let’s close our eyes and talk to God together.”

PRAYER

LEADER: “God, we love You. Thank You so much for the woman and her husband who helped Elisha in such a big way. Thank You for the people in our lives who help us, too! We are so thankful to You God for giving us people to help us. In Jesus’ name we pray, amen.”



WEEK
FOUR
NOVEMBER 2021

SMALL GROUP
PRE-K
STARTER

PRELUDE SOCIAL WORSHIP STORY GROUPS HOME

PROVIDING TIME FOR FUN INTERACTION
15 MINUTES

MADE TO PLAY

an activity that encourages preschoolers to follow guidelines while having fun and learning new concepts



ROOMS IN THE HOUSE

WHAT YOU NEED: Little People® figures and toy house

WHAT YOU DO:

BEFORE THE ACTIVITY: Set the figures in or around the house.

DURING THE ACTIVITY: Play with the figures and the house. Talk about the different types of rooms and furniture in each room.

AFTER THE ACTIVITY: Talk about how we'll hear a story about someone who built a room onto their house to help someone.

BIBLE STORY

I can thank God for people who help me.

ELISHA'S ROOM
2 KINGS 4:8-17

WHAT YOU SAY:

BEFORE THE ACTIVITY: "Hello, friends! Come play with me."

DURING THE ACTIVITY: "Look at all the different rooms in the house. (Pause.) Let's walk the people to each room. (Pause.) What room is this? (Pause.) What furniture would you put in this room? (Pause.) Yes! Those are all great things to put in this room. (Repeat with each room.) What is your favorite room in your house? (Pause.) My favorite room is [your favorite room]."

AFTER THE ACTIVITY: "Today, we'll hear a story about someone who built a room on their house to help someone."

MEMORY VERSE

"I will give thanks to the Lord with my whole heart."

PSALM 111:1, ESV

TRANSITION: Move to Worship and Story by having children pretend to saw, hammer, and paint as they move.

KEY QUESTION

Who can you thank for everything?

BOTTOM LINE

I can thank God for everything.

BASIC TRUTH

God loves me.



CREATING A SAFE PLACE TO CONNECT
25 MINUTES

MADE TO MOVE

an activity that uses a preschooler's natural desire to move to help them learn



IN THE ROOM

[TALK ABOUT GOD | BIBLE STORY REVIEW]

WHAT YOU NEED: Painter's tape, different-sized boxes, blanket, paper, and pencils

WHAT YOU DO:

BEFORE THE ACTIVITY: Tape a rectangle on the floor big enough to incorporate the different boxes. Place boxes and other supplies around the room.

DURING THE ACTIVITY: Encourage children to walk around the room to find things to build Elisha's room. Take the things back to the rectangle and build the room. Once built, let children play in it.

AFTER THE ACTIVITY: Retell the Bible story.

WHAT YOU SAY:

BEFORE THE ACTIVITY: "Friends, come join me at the rectangle. (Pause.) This is Elisha's room. But it's just a room. It needs some furniture. Let's look around and find things to put in his room."

DURING THE ACTIVITY: "Walk over here. This big box would be great for the bed. Let's put it in the room. Help me carry it. (Pause.) A blanket would be nice. Do you see a blanket anywhere? (Pause.) Great job! Go put the blanket on the bed. (Pause.) Now we need a table and chair. Do you see anything we can use? (Pause.) These boxes might be good. Let's move them into our room. (Pause.) Look, this little box would be a great lamp! Place it on the table in Elisha's room. (Pause.) The last thing we need is paper and pencil. (Pause.) You got everything we needed. Let's play in his room. (Pause.) Okay, everyone sit around the outside of Elisha's room."

AFTER THE ACTIVITY: "In our Bible story, we learned about a man named Elisha. Elisha was God's friend and traveled from town to town to do God's work. When he was in town one day, he met a woman who invited him to dinner. Every time he was in town, they would eat dinner together. One day, the woman and her husband wanted to do something bigger to help him. They built a room for him to stay in on the roof of their house. They put a bed to sleep on in the room; a table and chair so he could write; and a lamp so he could see after dark. When Elisha saw the room, he was so happy and thankful! Elisha was so happy that God gave him people to help him. We can thank God for the people who help us because God gives us everything we need. **Who can you thank for everything? I can thank God for everything.**"

BIBLE STORY

I can thank God for people who help me.

ELISHA'S ROOM
2 KINGS 4:8-17

MEMORY VERSE

"I will give thanks to the Lord with my whole heart."

PSALM 111:1, ESV

KEY QUESTION

Who can you thank for everything?

BOTTOM LINE

I can thank God for everything.

BASIC TRUTH

God loves me.



WEEK
FOUR
NOVEMBER 2021

SMALL GROUP
PRE-K
STARTER

PRELUDE SOCIAL WORSHIP STORY **GROUPS** HOME

CREATING A SAFE PLACE TO CONNECT
25 MINUTES

MADE TO CREATE
an activity that allows preschoolers to review the Bible story, bottom line, or memory verse by creating a craft to take home



THANKFUL FOR . . .
[LIVE FOR GOD | APPLICATION ACTIVITY]
WHAT YOU NEED: "Thankful for . . ." Activity Page; cardstock; crayons; washable inkpads; wet wipes; food stickers; and a marker

WHAT YOU DO:
BEFORE THE ACTIVITY: Copy "Thankful for . . ." on cardstock, one per child. Write child's name on their paper.

BIBLE STORY

I can thank God for people who help me.

ELISHA'S ROOM
2 KINGS 4:8-17

DURING THE ACTIVITY: Encourage children to draw their family in the first box. Then have friends put their fingerprints in each friend's box. Clean hands as needed. Add food stickers in the next box. And in the last box, children draw people who help you or the leader writes those names. Have children color the shape around each box if they need to wait for help. Review the Bible story.

AFTER THE ACTIVITY: Talk about how we can thank God for people who help us.

MEMORY VERSE

"I will give thanks to the Lord with my whole heart."

PSALM 111:1, ESV

WHAT YOU SAY:
BEFORE THE ACTIVITY: "Friends, come sit with me. Let's talk about the people who help us."

KEY QUESTION

Who can you thank for everything?

DURING THE ACTIVITY: "Count the number of boxes on your paper. (Pause.) One, two, three, four. Point to the first box. (Pause.) God gives us family to help us. Draw a picture of your family in that first box. (Pause.) Point to the next box. (Pause.) God gives us friends to help us. Press your finger on the inkpad then press it on your paper then on your friend's paper. (Pause.) Clean your fingers. (Pause.) Point to the third box. (Pause.) God gives us food. Add some food stickers to this box. (Pause.) And point to the very last box. (Pause.) God gives us people who help us. Draw a picture or tell me who helps you. (Pause.) Great job, friends!

BOTTOM LINE

I can thank God for everything.

"In our story, we heard how God's friend, Elisha, traveled around doing God's work. In one of the towns, Elisha met a woman who wanted to help him. She made him dinner every time he came to town. But then she wanted to do something bigger to help. So she and her husband built a room on their house for Elisha to stay in when he traveled. They put a bed, a table, a chair, and a lamp in it for him. Elisha was so happy and thankful for the people who helped him."

BASIC TRUTH

God loves me.

AFTER THE ACTIVITY: "We can thank God for the people who help us and for all the things God gives us. **Who can you thank for everything? I can thank God for everything.**"



WEEK
FOUR
NOVEMBER 2021

SMALL GROUP
PRE-K
STARTER

PRELUDE SOCIAL WORSHIP STORY **GROUPS** HOME

CREATING A SAFE PLACE TO CONNECT
25 MINUTES

MADE TO REFLECT

an activity that encourages personal application and prayer



JOURNAL AND PRAYER

[PRAY TO GOD | PRAYER ACTIVITY]

WHAT YOU NEED: Paperclip "Memory Verse Card" in your Bible at Psalm 111:1; journal; fun-shaped pen; and reward stickers or a handstamp

SMALL GROUP LEADER (SGL): "It's Small Group time! Today, we'll pretend to drive a fire truck! Firefighters help so many people, and we can thank God for them. Pretend to put on your seatbelt. Grab your pretend steering wheel and get ready to drive. Here we go! Follow me, little firefighters! (*Pretend to drive a firetruck as you lead the children to your small group spot.*)

"And here we are! Great driving! Let's sit down and talk about today's Bible story. One, two, three, sit down with me! (*Open the Bible and lay it in front of the children.*)

"Our Bible story was about helpers. The helpers in today's story were a woman and her husband. Do you remember how they helped Elisha? (*Pause.*) Yes, they built a room for Elisha to stay in when he visited. I wonder if Elisha thanked God for the people who helped him. I think he did! And we should, too!

"You can thank God for the people who help you, because you can thank God for everything. **Who can you thank for everything?"**

CHILDREN AND SGL: "I can thank God for everything."

SGL: "And the Bible verse we learned all month long will help us remember to thank God for everything. It says . . . (*Turn the pages of your Bible to the Memory Verse Card.*) 'I will give thanks to the Lord with my whole heart,' Psalm 111:1. (*Close Bible and lay it down.*)

"Let's stand up and say that together one time, then anyone who wants to say it can have a turn."

CHILDREN AND SGL: "'I will give thanks (*thumbs to chest*) to the Lord (*point up*) with my whole heart (*hands over heart*),' Psalm 111:1." (*Open hands like a book.*)

SGL: "You sound awesome! (*Give two thumbs-up.*) Now, sit back down. Anyone who wants to try to say it, can. I have my [stickers/handstamp] ready! (*Give each child the opportunity to try to say the Bible verse.*)

"Yay, [child's name]! Here is your [sticker/handstamp]! (*Repeat with each child as they try to say the Bible verse.*)

BIBLE STORY

I can thank God for people who help me.

ELISHA'S ROOM
2 KINGS 4:8-17

MEMORY VERSE

"I will give thanks to the Lord with my whole heart."

PSALM 111:1, ESV

KEY QUESTION

Who can you thank for everything?

BOTTOM LINE

I can thank God for everything.

BASIC TRUTH

God loves me.



WEEK
FOUR
NOVEMBER 2021

SMALL GROUP
PRE-K
STARTER

PRELUDE

SOCIAL

WORSHIP

STORY

GROUPS

HOME

CREATING A SAFE PLACE TO CONNECT
25 MINUTES

(JOURNAL AND PRAYER, CONTINUED)

SGL: "Okay everyone, when I count to three, stand up and show me your [sticker/handstamp]. One, two, three! (Look.) Woo-hoo! (Give fist bumps to the children.) Let's sit down so we can write in our prayer journal and talk to God. (Hold journal and fun-shaped pen.)

"Since we learned that we can thank God for everything, today we'll make a list of things we're thankful for. And it can be ANYTHING, because we can thank God for everything!

"You can thank God for a person who helps you, like the woman and husband helped Elisha in our story. You can thank God for food, toys, family, friends, rain, animals, flowers . . . ANYTHING! Sound good? Good! Think about one thing you want to thank God for. When I say your name, tell me what or who it is, and I will write it in our prayer journal. (Say each child's name and write what they say. Remember to print the names so the children can recognize their names and the letters.)

"What a fantastic list! Let's use it when we pray. Would anyone like to pray before I pray?"

(Give each child who wants to pray the opportunity to do so.)

PRAYER

SGL: "Dear God, we have SO much we can thank You for, because we can thank You for everything! Today, [child's name] wants to thank You for [what they named]. (Continue with each child and what they named.) I pray (name each child) and I will keep giving thanks to You with our whole heart. We love You, God. In Jesus' name, amen."



WEEK
FOUR
NOVEMBER 2021

SMALL GROUP
PRE-K
STARTER

PRELUDE SOCIAL WORSHIP STORY GROUPS HOME

GETTING READY

HERE'S EVERYTHING YOU NEED TO KNOW TO GET READY FOR THIS WEEK

SOCIAL: PROVIDING TIME FOR FUN INTERACTION (15 MINUTES)

Activities that encourage preschoolers to enter the classroom and begin engaging with peers and Small Group Leaders by providing age appropriate and hands on fun while introducing new concepts they will hear in the day's Bible story.

Prepare to offer one or more of the following activities as Your 3-, 4-, or 5-year-olds arrive. Let one or two teachers lead activities in different areas of the room while another teacher greets parents and kids at the door.

ROOMS IN THE HOUSE

Made to Play: An activity that encourages preschoolers to follow guidelines while having fun and learning new concepts

WHAT YOU NEED:

- Little People® figures
- Little People® toy house

WHAT YOU DO:

- Set the figures in or around the house.

GROUPS: CREATING A SAFE PLACE TO CONNECT (25 MINUTES)

Create a safe place to connect through activities that are written to reach every learning style while reinforcing the Bottom Line that was introduced during the Bible Story and applying it to real life experiences. In addition, these activities provide preschoolers with an opportunity to build relationships with their Small Group Leader.

Offer as many of the following activities as your time, facilities, resources, and leadership allow. You may want to lead one activity at a time. Or, offer two activities at once and allow half the kids to participate in each. Then switch groups and repeat the activities.

IN THE ROOM

[TALK ABOUT GOD | BIBLE STORY REVIEW]

Made to Move: An activity that uses a preschooler's natural desire to move to help them learn

WHAT YOU NEED:

- Painter's tape
- Different-sized boxes (one for a bed, one for a table, one for a chair, and one for a lamp)
- Blanket
- Paper
- Pencils

WHAT YOU DO:

- Tape a rectangle on the floor big enough to incorporate the different boxes as furniture.
- Place the boxes and other supplies around the room.

THANKFUL FOR . . .

[LIVE FOR GOD | APPLICATION ACTIVITY]

Made to Create: An activity that allows preschoolers to review the Bible story, Bottom Line, or memory verse by creating a craft

WHAT YOU NEED:

- "Thankful for . . ." Activity Page
- Cardstock
- Crayons
- Washable inkpads
- Wet wipes
- Food stickers
- Marker

WHAT YOU DO:

- Copy "Thankful for . . ." on cardstock, one per child.
- Write child's name on their paper.

JOURNAL AND PRAYER

[PRAY TO GOD | PRAYER ACTIVITY]

Made to Reflect: An activity that encourages personal application and prayer

WHAT YOU NEED:

- Paperclip "Memory Verse Card" in your Bible at Psalm 111:1, ESV.
- Journal
- Fun-shaped pen
- Reward stickers or handstamp



WEEK
FOUR
NOVEMBER 2021

SMALL GROUP
PRE-K
STARTER

PRELUDE SOCIAL WORSHIP STORY GROUPS HOME

GETTING READY

HERE'S EVERYTHING YOU NEED TO KNOW TO GET READY FOR THIS WEEK

HOME: PROMPTING ACTION BEYOND THE EXPERIENCE

- Make copies on cardstock or email this week's Parent Cue card.
- Copy "Going Home" and hang on the door where Small Group Leaders can reference and remind parents of the Bottom Line and Memory Verse as parents pick up their children.
- Tell parents about our additional family resource, the **Parent Cue app**.

FIRST LOOK PINTEREST PAGE

Visit our Pinterest page to see craft samples and suggested supplies. <https://bit.ly/FirstLookPinterest>

I can thank God for everything.



Friends



Family

Food

People Who Help Me