



BIBLE WORDS

"I will give thanks to the Lord
with my whole heart."

PSALM 111:1, ESV

Manna
EXODUS 16

BOTTOM LINE

You can thank God for
everything.

BASIC TRUTH

God loves me.

The toddler curriculum provides older toddlers with the story and craft element that some are ready to experience before they enter the twos.

The toddler curriculum is designed to be used in conjunction with the monthly crawler curriculum. Feel free to use both in your toddler classrooms.

STORY TIME:

- Tell It

CRAFT TIME:

- Dot the Manna
-



BIBLE WORDS

"I will give thanks to the Lord
with my whole heart."

PSALM 111:1, ESV

Manna
EXODUS 16

BOTTOM LINE

You can thank God for
everything.

BASIC TRUTH

God loves me.

STORY TIME

Gather children on a rug or in a specific area of the classroom to tell the story. Some children (especially the younger ones) may wander. That's okay. They're still listening and learning!

WHAT YOU NEED: Preschool Bible

LEADER: "Hello, friends. I'm so glad to see you today. Join me on the floor. Today's true story from the Bible (*hold up the Bible*) is about a guy named Moses and God's people. They were in the desert where it was hot and sandy.

"Everyone was hungry, but they didn't have any food. Every night while they slept, God covered the ground with bread. When Moses and the people woke up, they saw bread all over the ground. They had bread for breakfast and thanked God for it. Moses and the people thanked God for their food, and you can thank God for your food, too! **You can thank God for everything.**"



BIBLE WORDS

"I will give thanks to the Lord
with my whole heart."

PSALM 111:1, ESV

Manna
EXODUS 16

BOTTOM LINE

You can thank God for
everything.

BASIC TRUTH

God loves me.

CRAFT TIME

Gather small groups of children around you at a table for toddler craft time. Depending on the size of your group, you may lead the craft two or three times. Not every child may want to participate in craft time. That's okay. Feel free to send home the craft materials for them to complete with their mom or dad.

WHAT YOU NEED: "Dot the Manna" Activity Page; cardstock; yellow or brown dot markers; wet wipes; and a pen

WHAT YOU DO:

BEFORE THE ACTIVITY: Copy "Dot the Manna" on cardstock, one per child. Write child's name on their paper.

DURING THE ACTIVITY: Have children dot marker manna all over the ground.

WHAT YOU SAY:

DURING THE ACTIVITY: "Today, we heard a story about Moses and God's people while they were out in the desert.

"They were hungry but had no food. God covered the ground with bread every night while they slept. Use the dot marker to add the bread all over the ground on your paper. (Pause.) Super job, friends!

"When the people woke up in the morning, they had food. Moses and the people thanked God for their food, and you can thank God for your food, too! **You can thank God for everything.**"

Today's Suggested Schedule—November 2021, Week 1

Today's Bible Story: I can thank God for my family.

Ruth, Naomi, and Boaz • *Ruth* 1–2

Memory Verse: "I will give thanks to the Lord with my whole heart." Psalm 111:1, ESV

Key Question: Who can you thank for everything?

Bottom Line: I can thank God for everything.

Basic Truth: God loves me

LARGE GROUP (20 minutes)

WORSHIP: Inviting people to respond to God

VIDEO: "Attitude of Gratitude" Dance Moves Music Video

STORY: Communicating God's truth in engaging ways

VIDEO: "Ruth, Naomi and Boaz" from *Wonder*

LARGE GROUP: Worship (10 minutes) • Story (10 minutes)

Engage kids' hearts through a dynamic and interactive Bible story, worship, and prayer experience in a Large Group setting.

Today's Bible Story: I can thank God for my family.

Ruth, Naomi, and Boaz • *Ruth 1–2*

Memory Verse: "I will give thanks to the Lord with my whole heart." Psalm 111:1, ESV

Key Question: Who can you thank for everything?

Bottom Line: I can thank God for everything.

Basic Truth: God loves me.

WORSHIP

What You Need: Paperclip "Memory Verse Card" in your Bible at Psalm 111:1, ESV.

LEADER: "Welcome, friends! I'm so happy to see you. Did you know worshipping together by singing and dancing is one BIG way to say thank you to God? It's true! When I ask, '**Who can you thank for everything?**', you say, **[Bottom Line]** '**I can thank God for everything.**' **Who can you thank for everything?**"

CHILDREN and LEADER: **[Bottom Line]** "**I can thank God for everything!**"

LEADER: "You sure can! Let's get up on our feet and sing out our new song for this month, "Attitude of Gratitude!"

VIDEO: "Attitude of Gratitude" Dance Moves Music Video

LEADER: "Great job! I wanna be thankful and have an attitude of gratitude! Because **[Bottom Line]** **I can thank God for everything!** The Bible teaches us that 'I will give thanks (*thumbs to chest*) to the Lord (*point up*) with my whole heart (*hands over heart*),' Psalm 111:1. (*Open hands like a book.*) Let's learn our memory verse together. Are you ready? Listen and watch as I say it and do the motions, then you can do it with me!

Lead the children to say the verse with the motions.

"Wonderful! We'll be learning that verse all month long! **[Bottom Line]** **I can thank God for everything.**"

STORY

What You Need: Bible

LEADER: “Hello, friends! I’m [your name], and I’m here to tell you a true story from the Bible.

Hold up the Bible and lay it open in story area.

LEADER: “Our friends at the Clubhouse are waiting for us. Are you ready? (Kids respond) Let’s go!

VIDEO: “Ruth, Naomi and Boaz” from Wonder

LEADER: “Ruth and Naomi said thank you for the family God gave them to help them. All families look different. And all families can take care of each other! Thank You, God, for giving us our families.

[Bottom Line] I can thank God for everything. When I ask, ‘Who can you thank for everything?’, you say, **[Bottom Line]** ‘I can thank God for everything!’ Ready? **Who can you thank for everything?”**

CHILDREN and LEADER: **[Bottom Line]** “I can thank God for everything!”

LEADER: “Who can you thank for everything?”

CHILDREN and LEADER: **[Bottom Line]** “I can thank God for everything!”

LEADER: “Yes, you can! God loves you so much, and we can thank Him for our families.

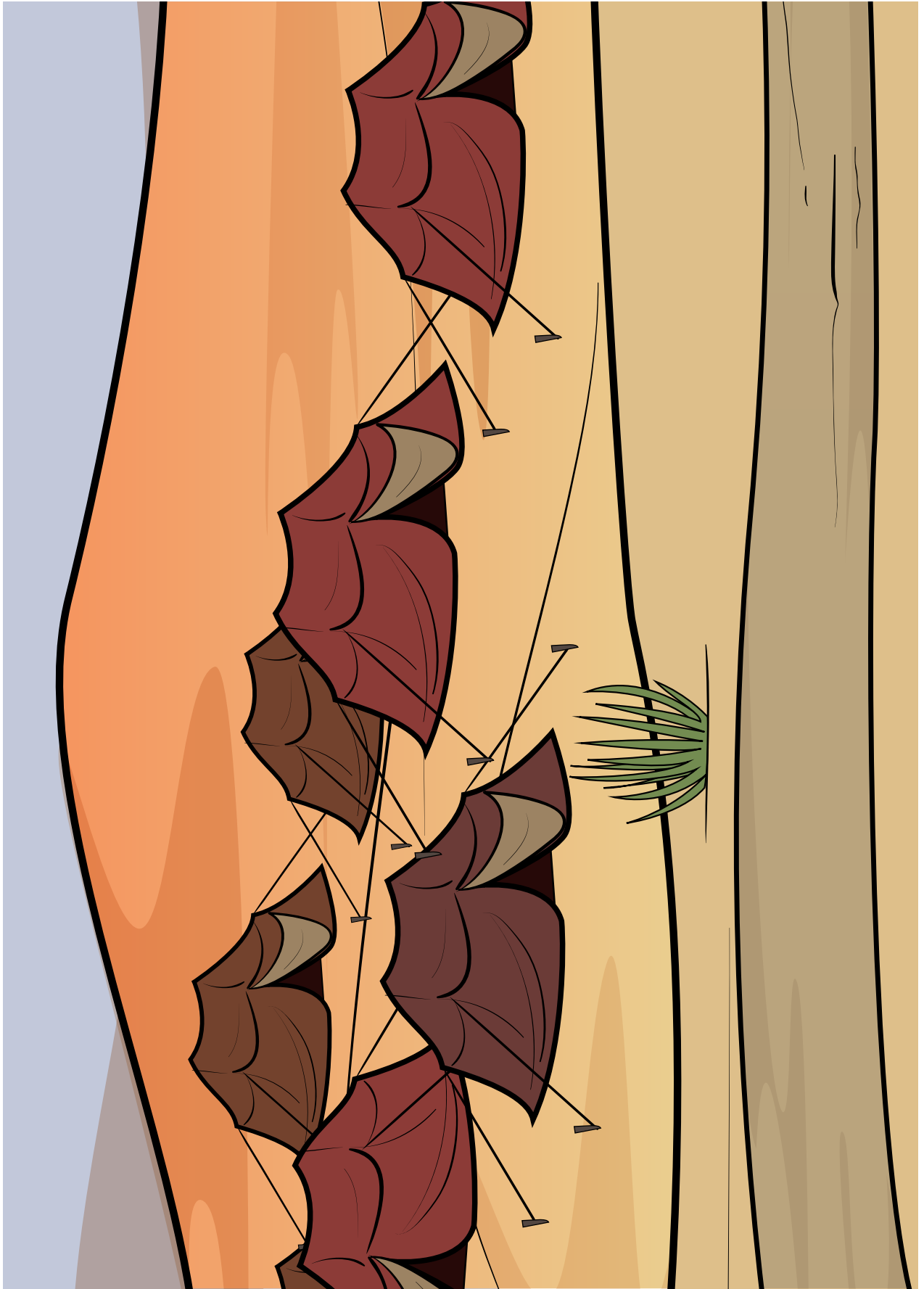
“Okay friends, it’s time to pray. Let’s close our eyes and talk to God together.”

PRAYER

LEADER: “God, thank You for the story of Ruth and Naomi and how You gave them family to help them. Thank You for our families. Thank You for loving us! We love You. In Jesus’ name we pray, amen.”

You can thank God for everything.

Manna • Exodus 16



You can thank God for everything.

Manna • Exodus 16





BIBLE WORDS

"I will give thanks to the Lord
with my whole heart."

PSALM 111:1, ESV

Manna
EXODUS 16

BOTTOM LINE

You can thank God for
everything.

BASIC TRUTH

God loves me.

The toddler curriculum provides older toddlers with the story and craft element that some are ready to experience before they enter the twos.

The toddler curriculum is designed to be used in conjunction with the monthly crawler curriculum. Feel free to use both in your toddler classrooms.

STORY TIME:

- Show It

CRAFT TIME:

- God Loves Me
-



BIBLE WORDS

"I will give thanks to the Lord
with my whole heart."

PSALM 111:1, ESV

Manna
EXODUS 16

BOTTOM LINE

You can thank God for
everything.

BASIC TRUTH

God loves me.

STORY TIME

Gather children on a rug or in a specific area of the classroom to tell the story. Some children (especially the younger ones) may wander. That's okay. They're still listening and learning!

WHAT YOU NEED: Preschool Bible and "Story Pictures" Activity Pages on white cardstock

LEADER: "Hello, friends. I'm so glad to see you today. Join me on the floor. Today's true story from the Bible (*hold up the Bible*) is about a guy named Moses and God's people. (*Hold up the picture of Moses and the Israelites.*) They were in the desert where it was hot and sandy. (*Fan yourself and the children with the picture of Moses and the Israelites.*)

"Everyone was hungry, but they didn't have any food. (*Hold up the picture of Moses and the Israelites looking hungry.*) God told them that He would give them the food they needed. So every night while they slept, God covered the ground with bread. (*Hold up the picture of Moses and the Israelites sleeping and bread on the ground.*) When Moses and the people woke up, they saw bread all over the ground. They had bread for breakfast and thanked God for it. (*Hold up the picture of Moses and the Israelites happy and looking at the bread on the ground.*) Moses and the people thanked God for their food, and you can thank God for your food, too! **You can thank God for everything.**"



NOVEMBER 2021

TODDLERS

STARTER—WEEK TWO

BIBLE WORDS

"I will give thanks to the Lord
with my whole heart."

PSALM 111:1, ESV

Manna
EXODUS 16

BOTTOM LINE

You can thank God for
everything.

BASIC TRUTH

God loves me.

CRAFT TIME

Gather small groups of children around you at a table for toddler craft time. Depending on the size of your group, you may lead the craft two or three times. Not every child may want to participate in craft time. That's okay. Feel free to send home the craft materials for them to complete with their mom or dad.

WHAT YOU NEED: "God Loves Me" Activity Page; cardstock; heart stamps; red washable inkpads; wet wipes; and a pen

WHAT YOU DO:

BEFORE THE ACTIVITY: Copy "God Loves Me" Activity Page on cardstock, one per child. Write child's name on their paper.

DURING THE ACTIVITY: Encourage children to stamp red hearts to fill their page. Clean hands as needed.

WHAT YOU SAY:

DURING THE ACTIVITY: "God loved Moses and His people and didn't want them to be hungry. So, He gave them food. God loves you, too, and will give you everything you need. God loves [child's name]. That's what your paper says. Now fill your paper with hearts. (Pause.) You did a wonderful job of filling your paper with love.

"You can thank God for your family, the food you have, and everything He gives you. **You can thank God for everything.**"

Today's Suggested Schedule—November 2021, Week 2

Today's Bible Story: I can thank God for my friends.

David and Jonathan • *1 Samuel 18:1-4*

Memory Verse: "I will give thanks to the Lord with my whole heart." Psalm 111:1, ESV

Key Question: Who can you thank for everything?

Bottom Line: I can thank God for everything.

Basic Truth: God loves me.

LARGE GROUP (20 minutes)

WORSHIP: Inviting people to respond to God

VIDEO: "Attitude of Gratitude" Dance Moves Music Video

STORY: Communicating God's truth in engaging ways

VIDEO: "David and Jonathan" from *Wonder*

LARGE GROUP: Worship (10 minutes) • Story (10 minutes)

Engage kids' hearts through a dynamic and interactive Bible story, worship, and prayer experience in a Large Group setting.

Today's Bible Story: I can thank God for my friends.

David and Jonathan • *1 Samuel 18:1-4*

Memory Verse: "I will give thanks to the Lord with my whole heart." Psalm 111:1, ESV

Key Question: Who can you thank for everything?

Bottom Line: I can thank God for everything.

Basic Truth: God loves me.

WORSHIP

What You Need: Paperclip "Memory Verse Card" in your Bible at Psalm 111:1, ESV.

LEADER: "Welcome to [your environment's name], friends! It's time to worship God and thank Him for ALL He's done for us. Tell me, **who can you thank for everything?**"

CHILDREN and LEADER: [*Bottom Line*] "I can thank God for everything."

LEADER: "That's right! We need an attitude of gratitude. Sing this out with me.

VIDEO: "Attitude of Gratitude" Dance Moves Music Video

LEADER: "An attitude of gratitude means we say, 'Thank You, God!' We take the time to stop and see ALL that God has done and how much He LOVES us. The Bible teaches us that 'I will give thanks (*thumbs to chest*) to the Lord (*point up*) with my whole heart (*hands over heart*),' Psalm 111:1. (*Open hands like a book.*) Say it with me, friends!

Lead the children to say the verse with the motions.

"That's right! We can give thanks with our WHOLE heart. **Who can you thank for everything?**"

CHILDREN and LEADER: [*Bottom Line*] "I can thank God for everything."

STORY

What You Need: Bible

LEADER: “Hello, friends! I’m [your name], and today’s true story from the Bible is about two good friends. Are you ready to hear it? (*Kids respond*) Then let’s go visit Ollie and our friends at the Clubhouse to hear more!”

VIDEO: “*David and Jonathan*” from *Wonder*

LEADER: “We can use our mouths to say kind things. We can share. What else can we do to show that we are thankful for our friends? We could draw them a picture for their birthday. Or help them clean up. Or give them a fist bump! There are lots of ways we can show God that we are thankful for our friends. Tell me, **who can you thank for everything?**”

CHILDREN and LEADER: [*Bottom Line*] “I can thank God for everything!”

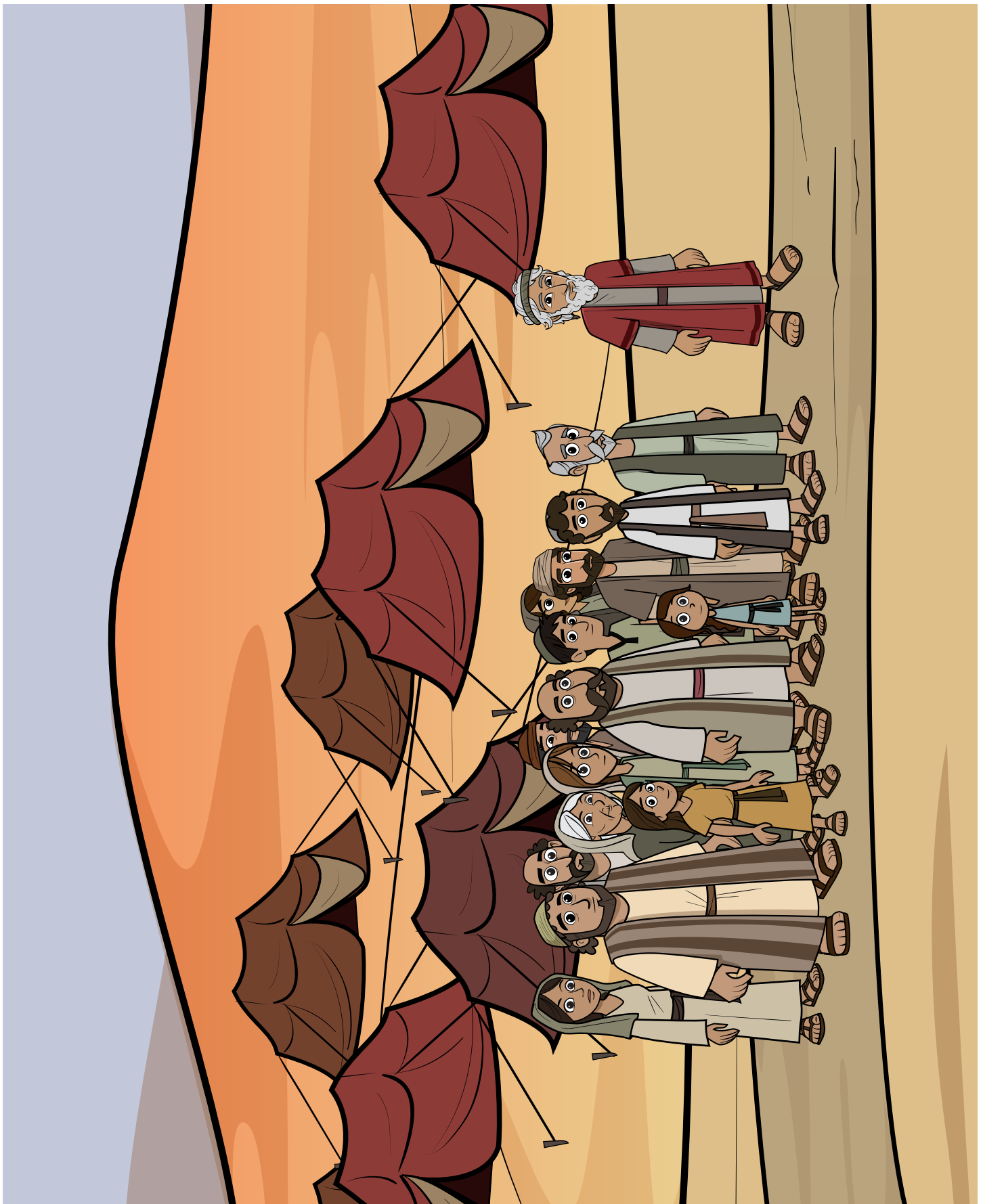
LEADER: “Who can you thank for everything?”

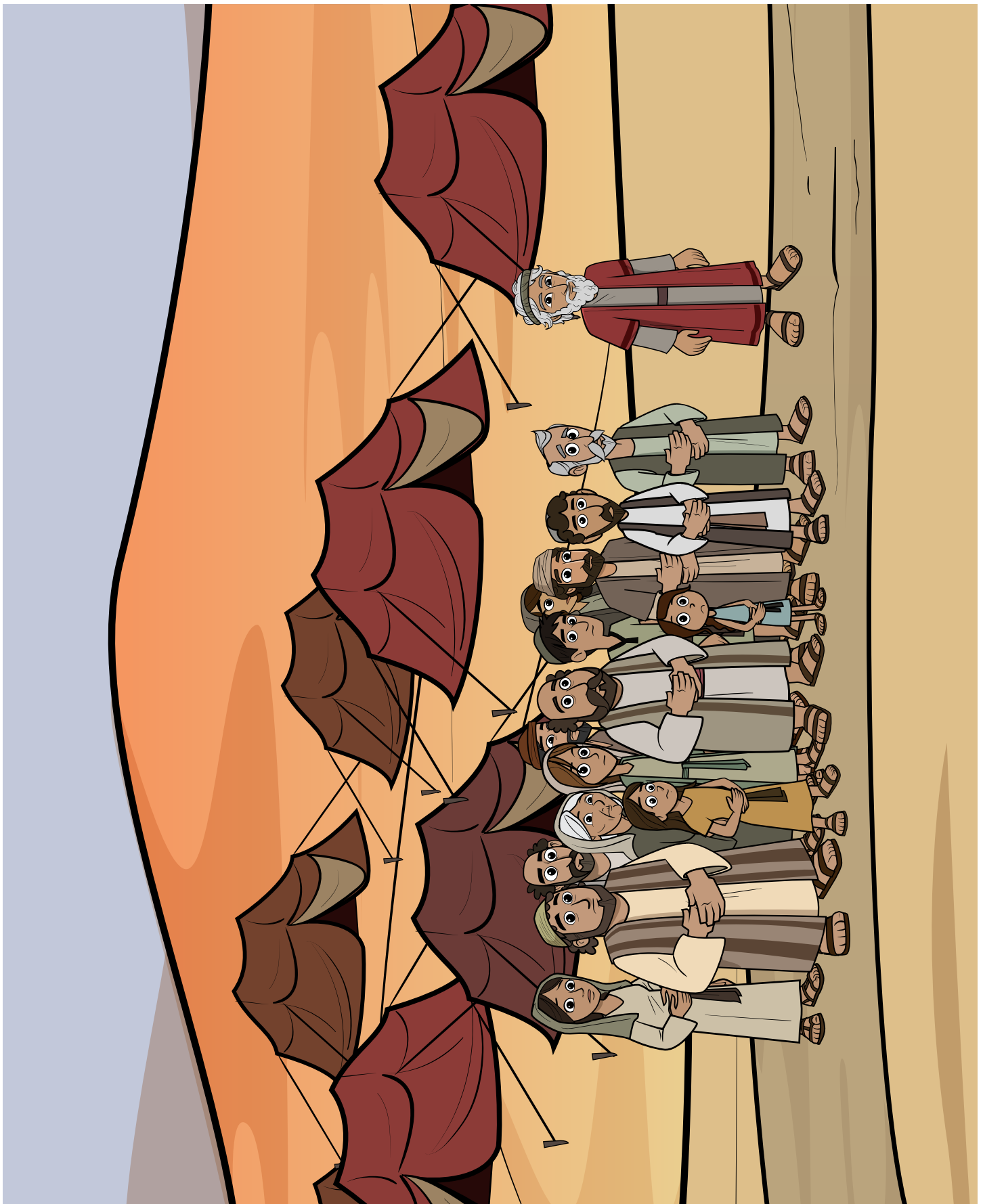
CHILDREN and LEADER: [*Bottom Line*] “I can thank God for everything!”

LEADER: “That’s right! It’s time to pray. Let’s close our eyes and talk to God together.”


PRAYER

LEADER: “God, thank You for loving us and giving us good, good friends. Help us be good friends by sharing and using kind words. We love You, God. In Jesus’ name we pray, amen.”









God
loves
me.



BIBLE WORDS

"I will give thanks to the Lord
with my whole heart."

PSALM 111:1, ESV

Manna
EXODUS 16

BOTTOM LINE

You can thank God for
everything.

BASIC TRUTH

God loves me.

The toddler curriculum provides older toddlers with the story and craft element that some are ready to experience before they enter the twos.

The toddler curriculum is designed to be used in conjunction with the monthly crawler curriculum. Feel free to use both in your toddler classrooms.

STORY TIME:

- Draw It

CRAFT TIME:

- Fingerprint Manna
-



NOVEMBER 2021

TODDLERS

STARTER—WEEK THREE

BIBLE WORDS

"I will give thanks to the Lord
with my whole heart."

PSALM 111:1, ESV

Manna

EXODUS 16

BOTTOM LINE

You can thank God for
everything.

BASIC TRUTH

God loves me.

STORY TIME

Gather children on a rug or in a specific area of the classroom to tell the story. Some children (especially the younger ones) may wander. That's okay. They're still listening and learning!

WHAT YOU NEED: Preschool Bible, butcher paper, and markers

LEADER: "Hello, friends. I'm so glad to see you today. Join me on the floor. Today's true story from the Bible (*hold up the Bible*) is about a guy named Moses and God's people. (*Draw a lot of stick people, one as Moses.*) They were in the desert where it was hot and sandy. (*Draw a straight line with small dots for sand and a huge sun.*)

"Everyone was hungry, but they didn't have any food. God told them that He would give them the food they needed. So every night while they slept . . . (*draw several triangle-shaped tents with optional Z's coming from the tent*) . . . God covered the ground with bread. (*Draw small circles or dots on the ground.*) When Moses and the people woke-up, they saw bread all over the ground. They had bread for breakfast and thanked God for it. (*Draw happy stick people with bread in their hands and bread on the ground.*) Moses and the people thanked God for their food, and you can thank God for your food, too! (*Write "Thank You, God!" in large letters in a thought bubble over the stick people.*) **You can thank God for everything.**"



BIBLE WORDS

"I will give thanks to the Lord
with my whole heart."

PSALM 111:1, ESV

Manna
EXODUS 16

BOTTOM LINE

You can thank God for
everything.

BASIC TRUTH

God loves me.

CRAFT TIME

Gather small groups of children around you at a table for toddler craft time. Depending on the size of your group, you may lead the craft two or three times. Not every child may want to participate in craft time. That's okay. Feel free to send home the craft materials for them to complete with their mom or dad.

WHAT YOU NEED: "Fingerprint Manna" Activity Page; cardstock; scissors; yellow or brown washable inkpad; wet wipes; and a pen

WHAT YOU DO:

BEFORE THE ACTIVITY: Copy "Fingerprint Manna" on cardstock and cut apart, one per child. Write child's name on their paper.

DURING THE ACTIVITY: Help children ink their finger and press it down all over the ground on their paper. Clean hands as needed.

WHAT YOU SAY:

DURING THE ACTIVITY: "Moses and God's people were living in the desert where it's hot and sandy. They didn't have any food and were really hungry. But God loved them and told them that He would give them the food they needed.

"Every night while they slept, God covered the ground with bread. Press your finger on the inkpad then all over the ground on your paper to make the bread. (Pause.) Wow! Thank You, God for the food You give us. (Clean hands as needed.) **You can thank God for everything.**"

Today's Suggested Schedule—November 2021, Week 3

Today's Bible Story: I can thank God for food.

Manna • *Exodus 16*

Memory Verse: "I will give thanks to the Lord with my whole heart." Psalm 111:1, ESV

Key Question: Who can you thank for everything?

Bottom Line: I can thank God for everything.

Basic Truth: God loves me.

LARGE GROUP (20 minutes)

WORSHIP: Inviting people to respond to God

VIDEO: "Attitude of Gratitude" Dance Moves Music Video

STORY: Communicating God's truth in engaging ways

VIDEO: "Manna" from *Wonder*

LARGE GROUP: Worship (10 minutes) • Story (10 minutes)

Engage kids' hearts through a dynamic and interactive Bible story, worship, and prayer experience in a Large Group setting.

Today's Bible Story: I can thank God for food.

Manna • *Exodus 16*

Memory Verse: "I will give thanks to the Lord with my whole heart." Psalm 111:1, ESV

Key Question: Who can you thank for everything?

Bottom Line: I can thank God for everything.

Basic Truth: God loves me.

WORSHIP

What You Need: Paperclip "Memory Verse Card" in your Bible at Psalm 111:1, ESV.

LEADER: "Do you know what time it is? (*Pause.*) Worship time! This is your chance to tell God how much you love Him and say thank you as you dance and sing. Our song for this month talks about having an attitude of gratitude! That means that **[Bottom Line] I can thank God for everything. Who can you thank for everything?**"

CHILDREN and LEADER: **[Bottom Line]** "I can thank God for everything."

VIDEO: "Attitude of Gratitude" Dance Moves Music Video

LEADER: "Beautiful singing, friends! We can thank God for everything He's done. **[Bottom Line] I can thank God for everything!** The Bible teaches us that 'I will give thanks (*thumbs to chest*) to the Lord (*point up*) with my whole heart (*hands over heart*),' Psalm 111:1. (*Open hands like a book.*)

Lead the children to say the verse with the motions.

"Great job of learning our verse, friends. We can thank God with our whole heart for the way He made us and for the way He LOVES us! **Who can you thank for everything?**"

CHILDREN and LEADER: **[Bottom Line]** "I can thank God for everything."

STORY

What You Need: Bible

LEADER: “Hello, friends! I’m [your name], and I’m here to tell you a true story from the Bible.

Hold up the Bible and lay it open in front of you.

“Today’s TRUE story starts in a desert. Have you ever been to a desert? This one was hot and sandy. Everyone, show me what you look like when you’re hot and sweaty. *(Pause.)* SO hot! I wonder why our story takes place in a desert. Would you like to find out? *(Kids respond)* Me too! Let’s go!”

VIDEO: “Manna” from Wonder

LEADER: “Can God give US what we need each day? *(Pause.)* Yes! So we can be thankful. Thankful when it’s pizza day or rice day or taco Tuesday because we can thank God for everything. Tell me, **who can you thank for everything?**”

CHILDREN and LEADER: *[Bottom Line]* “I can thank God for everything!”

LEADER: “Who can you thank for everything?”

CHILDREN and LEADER: *[Bottom Line]* “I can thank God for everything!”

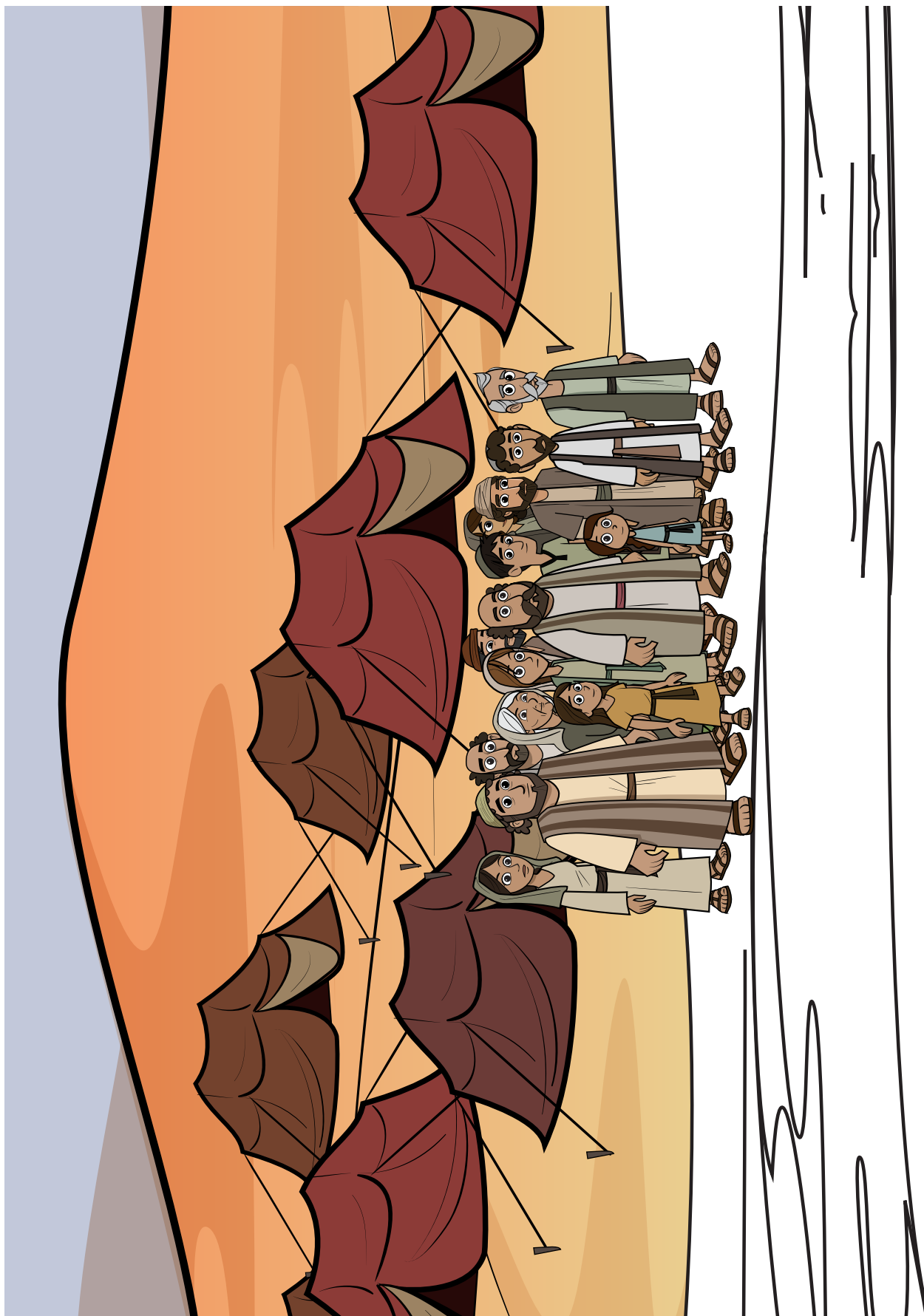
LEADER: “Yes, we can. In fact, let’s pray right now and thank God for everything. Close your eyes, and let’s talk to God together.”

PRAYER

LEADER: “Dear God, You are big, awesome, and wonderful. Thank You for giving the Israelite the food they needed each day in the desert. Thank You for giving us what we need, too. Thank You for always loving us. In Jesus’ name we pray, amen.”

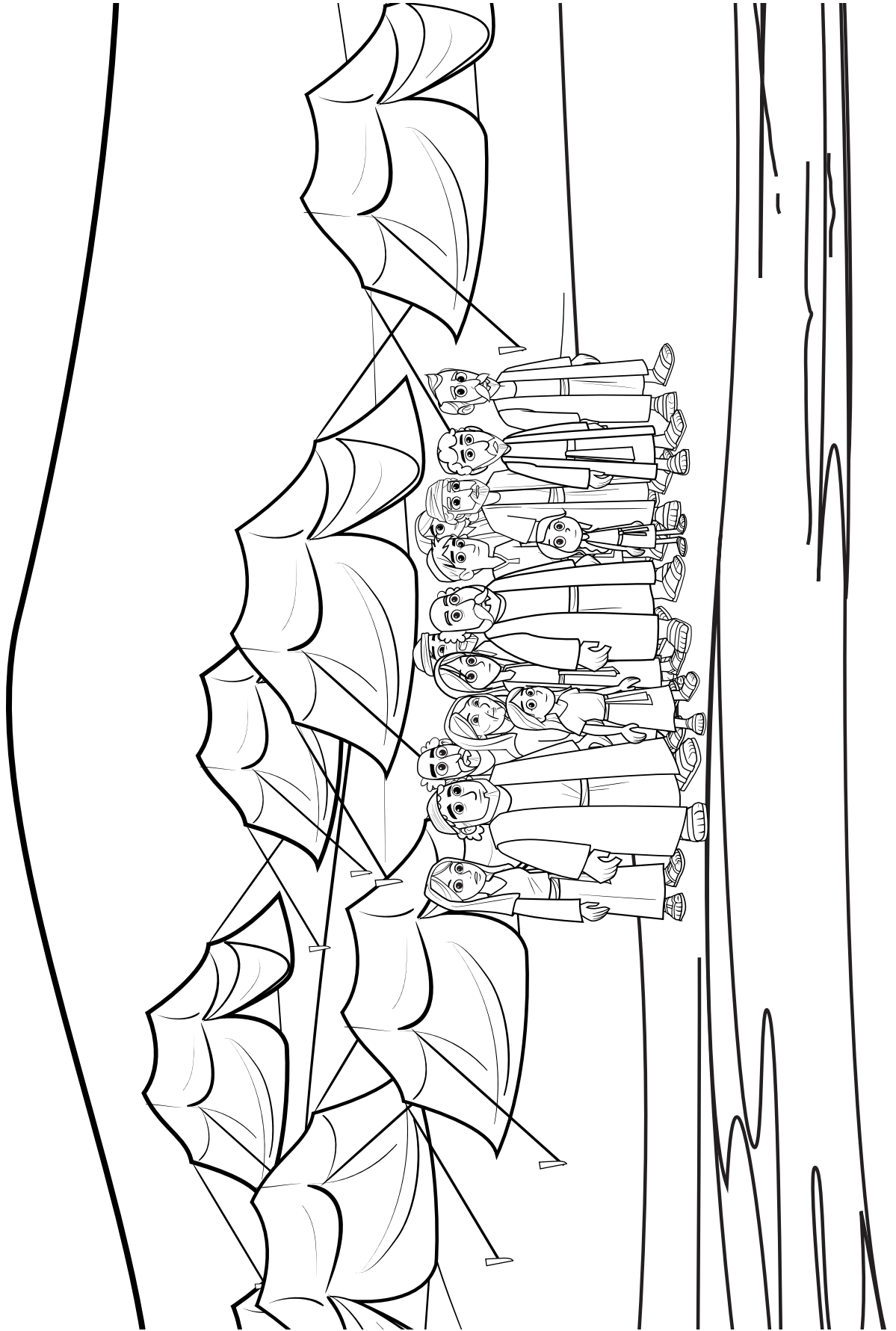
You can thank God for everything.

Manna • Exodus 16



You can thank God for everything.

Manna • Exodus 16





BIBLE WORDS

"I will give thanks to the Lord
with my whole heart."

PSALM 111:1, ESV

Manna
EXODUS 16

BOTTOM LINE

You can thank God for
everything.

BASIC TRUTH

God loves me.

The toddler curriculum provides older toddlers with the story and craft element that some are ready to experience before they enter the twos.

The toddler curriculum is designed to be used in conjunction with the monthly crawler curriculum. Feel free to use both in your toddler classrooms.

STORY TIME:

- Act It

CRAFT TIME:

- Handprint Thanks
-



BIBLE WORDS

"I will give thanks to the Lord
with my whole heart."

PSALM 111:1, ESV

Manna
EXODUS 16

BOTTOM LINE

You can thank God for
everything.

BASIC TRUTH

God loves me.

STORY TIME

Gather children on a rug or in a specific area of the classroom to tell the story. Some children (especially the younger ones) may wander. That's okay. They're still listening and learning!

WHAT YOU NEED: Preschool Bible, several male and female Little People® figures, tray of sand, and pieces of yellow or brown construction paper

LEADER: "Hello, friends! I'm so glad to see you. I need your help telling our Bible story today. Today's true story from the Bible (*hold up the Bible*) is about Moses and God's people. (*Hold up one of the male figures.*) They were in the desert where it was hot and sandy.

"Everyone was hungry, but they didn't have any food. God told them that He would give them the food they needed. So, every night while they slept . . . (*lay all of the people down in the sand*) . . . God covered the ground with bread. (*Scatter the pieces of paper around the people.*) When Moses and the people woke up, (*stand the people up in the sand*) they saw bread all over the ground. They had bread for breakfast and thanked God for it. (*Move the figures up and down as if they're celebrating and thanking God.*) Moses and the people thanked God for their food, and you can thank God for your food, too! **You can thank God for everything.**"



BIBLE WORDS

"I will give thanks to the Lord
with my whole heart."

PSALM 111:1, ESV

Manna
EXODUS 16

BOTTOM LINE

You can thank God for
everything.

BASIC TRUTH

God loves me.

CRAFT TIME

Gather small groups of children around you at a table for toddler craft time. Depending on the size of your group, you may lead the craft two or three times. Not every child may want to participate in craft time. That's okay. Feel free to send home the craft materials for them to complete with their mom or dad.

WHAT YOU NEED: "Handprint Thanks" Activity Page; cardstock; washable inkpads; wet wipes; and a marker

WHAT YOU DO:

BEFORE THE ACTIVITY: Copy "Handprint Thanks" on cardstock and cut, one per child. Write child's name on their paper.

DURING THE ACTIVITY: Help children ink their hand and press it down in the center of their paper. Ask children who or what they are thankful for. Clean hands as needed.

WHAT YOU SAY:

DURING THE ACTIVITY: "God loves us and gives us every thing we need. You can thank God for everything."

Let's cover your hand with ink and press it right in the center of your paper. (Pause.) Who or what are you thankful for? (Write each child's response in the blank on their paper.) Those are wonderful things to thank God for. **You can thank God for everything."**

Today's Suggested Schedule—November 2021, Week 4

Today's Bible Story: I can thank God for people who help me.

Elisha's Room • 2 Kings 4:8-17

Memory Verse: "I will give thanks to the Lord with my whole heart." Psalm 111:1, ESV

Key Question: Who can you thank for everything?

Bottom Line: I can thank God for everything.

Basic Truth: God loves me.

LARGE GROUP (20 minutes)

WORSHIP: Inviting people to respond to God

VIDEO: "Attitude of Gratitude" Dance Moves Music Video

STORY: Communicating God's truth in engaging ways

VIDEO: "Elisha's Room" from *Wonder*

LARGE GROUP: Worship (10 minutes) • Story (10 minutes)

Engage kids' hearts through a dynamic and interactive Bible story, worship, and prayer experience in a Large Group setting.

Today's Bible Story: I can thank God for people who help me.

Elisha's Room • 2 Kings 4:8-17

Memory Verse: "I will give thanks to the Lord with my whole heart." Psalm 111:1, ESV

Key Question: Who can you thank for everything?

Bottom Line: I can thank God for everything.

Basic Truth: God loves me.

WORSHIP

What You Need: Paperclip "Memory Verse Card" in your Bible at Psalm 111:1, ESV.

LEADER: "Hello, everybody! I LOVE seeing your bright, smiling faces. Do you know what time it is? It's worship time! This is a time we can show God we love Him and tell Him thank you for all He's done! Let's stand up and sing out our song for this month, 'Attitude of Gratitude'!"

VIDEO: "Attitude of Gratitude" Dance Moves Music Video

LEADER: "That was awesome! It isn't always easy to be grateful when I'm sad. But when I'm singing, I see it's not so bad. We can thank God for everything He's done for us! **Who can you thank for everything?**"

CHILDREN and LEADER: *[Bottom Line]* "I can thank God for everything."

LEADER: "That's right! *[Bottom Line]* I can thank God for everything! The Bible teaches us that 'I will give thanks (*thumbs to chest*) to the Lord (*point up*) with my whole heart (*hands over heart*),' Psalm 111:1. (*Open hands like a book.*)

Lead the children to say the verse with the motions.

"One more time, **who can you thank for everything?**"

CHILDREN and LEADER: *[Bottom Line]* "I can thank God for everything."

STORY

What You Need: Bible

LEADER: “Hello, friends! I’m [your name], and it’s time to hear our TRUE story from the Bible. Are you ready? *(Kids respond)* Well then what are we waiting for? Let’s go!”

VIDEO: “*Elisha’s Room*” from *Wonder*

LEADER: “Who helps you? Maybe your mom or dad? Or your teachers? Or your grandparents? So many people help us, and we can thank God for them. **Who can you thank for everything?**”

CHILDREN and LEADER: *[Bottom Line]* “I can thank God for everything!”

LEADER: “Who can you thank for everything?”

CHILDREN and LEADER: *[Bottom Line]* “I can thank God for everything!”

LEADER: “You got it! Okay friends, it’s time to pray. Let’s close our eyes and talk to God together.”

PRAYER

LEADER: “God, we love You. Thank You so much for the woman and her husband who helped Elisha in such a big way. Thank You for the people in our lives who help us, too! We are so thankful to You God for giving us people to help us. In Jesus’ name we pray, amen.”

**I can thank God
for everything.**

Thank You, God, for

and

_____.

**I can thank God
for everything.**

Thank You, God, for

and

_____.