



WEEK
ONE
SEPTEMBER 2021

SMALL GROUP
K-5
STARTER

TODAY'S SUGGESTED SCHEDULE

NOTE: This version of the curriculum is designed especially for churches with fewer leaders and kids. You may want to use it if you have just one or two leaders and if you combine all your kids in both Large and Small Group time.

TODAY'S BIBLE STORY

Makin' Plans

Nehemiah Plans to Rebuild the Wall
Nehemiah 1:1–2:18

TODAY'S BOTTOM LINE

Don't wait for someone else
to do what needs to be done.

MONTHLY MEMORY VERSE

Work at everything you do with
all your heart. Work as if you
were working for the Lord.
Colossians 3:23a, NIV

MONTHLY LIFE APP

Initiative—Seeing what needs
to be done and doing it

BASIC TRUTH

I can trust God no matter what.

PRELUDE: Setting the tone for the experience

See the **Getting Ready** pages at the end of this document for a detailed description of what you'll need for today.

In the **Prelude** folder of your curriculum, you'll find a variety of other resources to help you prepare.

SMALL GROUP

15
MIN

SOCIAL: Providing time for fun interaction

Early Arriver
Opening Activity

LARGE GROUP

35
MIN

STORY: Communicating God's truth in engaging ways

WORSHIP: Inviting people to respond to God

Welcome/Opener
Worship ("Make a Move" from *Make a Move* single and "I Run to You" from *I Run to You* single)
Bible Story
Bottom Line
Prayer
Closer

SMALL GROUP

25
MIN

GROUPS: Creating a safe place to connect

Bible Story Review: Gantry Antics
Application Activity: Someone Else's Problem
Memory Verse Activity: Light Popcorn
Prayer Activity: Pray and Dismiss

HOME: Prompting action beyond the experience

Parent Cue Card (Print or Email)
GodTime Devotional for Kids
Parent Cue App



WEEK
ONE
SEPTEMBER 2021

SMALL GROUP
K-5
STARTER

PRELUDE

SOCIAL

STORY

WORSHIP

GROUPS

HOME

PROVIDING TIME FOR FUN INTERACTION
15 MINUTES

MADE TO PLAY

an activity that encourages learning through following guidelines and/or working as a group



Before kids arrive, take a few moments to pray for them. Ask God to help kids get excited about taking initiative to get things done. Pray that kids would see initiative as an opportunity to invest in the relationships they have with those they live with and spend time with at school, in the neighborhood, and on the sports field. Ask God to help all of us overcome our natural tendency to say “not my job” and instead jump in and do what needs to be done.

TODAY'S BIBLE STORY

Makin' Plans

Nehemiah Plans to Rebuild the Wall
Nehemiah 1:1–2:18

TODAY'S BOTTOM LINE

Don't wait for someone else to do what needs to be done.

MONTHLY MEMORY VERSE

Work at everything you do with all your heart. Work as if you were working for the Lord.
Colossians 3:23a, NIV

MONTHLY LIFE APP

Initiative—Seeing what needs to be done and doing it

BASIC TRUTH

I can trust God no matter what.

1. EARLY ARRIVER

WHAT YOU NEED: Offering container, hand sanitizer, crumpled foil pieces

WHAT YOU DO:

- Welcome kids by name as they arrive.
- Invite kids who brought an offering to put it in the offering container.
- Direct the kids to use one pump of hand sanitizer.
- Ask: How has the new school year been so far? (If they haven't started yet, ask what they hope for in the new school year.)
- As kids arrive, encourage them to toss a “moon rock” around the group.
- Direct the kid who catches the moon rock to name one thing that could “start” or “begin.” (examples a school year, a vacation, a week, a test, etc.)
- For older kids, when they catch a moon rock, ask them to say a synonym for “start.” (examples begin, commence, launch, kick-off, premiere, take-off, etc.)
- When a kid shares an answer, instruct them to toss a moon rock to someone else.



WEEK
ONE
SEPTEMBER 2021

SMALL GROUP
K-5
STARTER

PRELUDE

SOCIAL

STORY

WORSHIP

GROUPS

HOME

PROVIDING TIME FOR FUN INTERACTION
15 MINUTES

MADE TO PLAY

an activity that encourages learning through following guidelines and/or working as a group



2. OPENING ACTIVITY

WHAT YOU NEED: "On My List" Activity Page cards

WHAT YOU DO:

- If most of your kids are readers, hand out the cards from the "On My List" Activity Page to the kids. If not, read the cards yourself.
- One by one, direct the kids to read the list they have out loud to the group without sharing the answer at the bottom of the card.
- Instruct the group to guess who that to-do list might belong to.
- If time allows, invite kids to make their own to-do lists, or to make to-do lists for a person/character of their choice.

WHAT YOU SAY:

"These lists showed what was really important to these people! I wonder how they got all that stuff done? I wonder if they need any help? What things would be on your lists? What about on your parents' or teacher's? **[Transition] Let's go to Large Group to hear about something that should definitely be on our to-do lists!**"

Lead your group to the Large Group area.

TODAY'S BIBLE STORY

Makin' Plans

Nehemiah Plans to Rebuild the Wall
Nehemiah 1:1–2:18

TODAY'S BOTTOM LINE

Don't wait for someone else to do what needs to be done.

MONTHLY MEMORY VERSE

Work at everything you do with all your heart. Work as if you were working for the Lord.

Colossians 3:23a, NIV

MONTHLY LIFE APP

Initiative—Seeing what needs to be done and doing it

BASIC TRUTH

I can trust God no matter what.



WEEK
ONE
SEPTEMBER 2021

SMALL GROUP
K-5
STARTER

PRELUDE

SOCIAL

STORY

WORSHIP

GROUPS

HOME

CREATING A SAFE PLACE TO CONNECT
25 MINUTES

MADE TO EXPLORE

an activity that extends learning
through hands-on experimentation
and discovery



1. GANTRY ANTICS

[TALK ABOUT GOD | BIBLE STORY REVIEW]

WHAT YOU NEED: Large plastic cups, poster tack

WHAT YOU DO:

- Divide the group into two teams.
- Give each team the same number of cups and some poster tack.
- Direct each team to build two tall towers close together.
- Explain that gantries are the towers or platforms used to prepare a rocket for launch and give astronauts and technicians access to the rocket.
- Instruct the kids to build a gantry by stacking the cups together, using the poster tack on the bottoms of the cups to hold them together and steady.
 - Direct the kids to start with one cup turned upside down on the floor.
 - Demonstrate how to put a small blob of poster tack on the bottom of the cup and attach the bottom of the next cup to it. Press firmly down inside the cup to stick the two together.
 - Show how to balance the top of the next cup on the top that is now standing upright. (Poster tack won't stick to the lips of the cup as easily as it will to the bottom of a cup, so there is no need to use it for this step.)
 - Once the kids see how it is done, direct them to continue building by sticking the bottoms of cups together to make a tall tower.
- The team that builds the tallest gantry, wins!
- You will use the gantries again, so don't let the kids destroy them at the end of the activity.

WHAT YOU SAY:

"I'll bet some of you never thought about who builds the gantry for a rocket launch or even knew what a gantry was! I didn't either! Do you know who puts that astronaut ice cream into the packages? Who sews all those patches? Who cleans all the training equipment? Who figures out the best flight plan and launch date?

"There are a TON of jobs to do, no matter who you are or where you live. Some of them are definitely YOUR jobs. What are those? *(Pause for responses: making bed, doing homework, cleaning up after myself, caring for pets, doing chores.)* There are some jobs that are definitely NOT yours, like driving a car or paying the bills. But there are jobs that are just lying around—SOMEBODY has to do them. Can you think of any of those? *(Dishes, laundry, random stuff that needs to get picked up, messy classrooms, litter in the park, sports equipment left after practice, etc.)*

"Those jobs might be technically for someone else, or they might just be things that get forgotten. It would be easy not to notice them at all and hope that they just go away. But let's be honest, SOMEBODY has to do them. And today in our Bible story, we learned that the SOMEBODY might as well be you! **Don't wait for someone else to do what needs to be done.**

TODAY'S BIBLE STORY

Makin' Plans

Nehemiah Plans to Rebuild the Wall
Nehemiah 1:1–2:18

TODAY'S BOTTOM LINE

**Don't wait for someone else
to do what needs to be done.**

MONTHLY MEMORY VERSE

Work at everything you do with
all your heart. Work as if you
were working for the Lord.
Colossians 3:23a, NIV

MONTHLY LIFE APP

**Initiative—Seeing what needs
to be done and doing it**

BASIC TRUTH

I can trust God no matter what.



WEEK
ONE
SEPTEMBER 2021

SMALL GROUP
K-5
STARTER

PRELUDE

SOCIAL

STORY

WORSHIP

GROUPS

HOME

CREATING A SAFE PLACE TO CONNECT
25 MINUTES

(1. GANTRY ANTICS, CONTINUED)

Nehemiah didn't wait around for the problems in Jerusalem to just go away on their own. He didn't ask the king to send a team of other people to go fix the mess. Nehemiah decided to do something about it! He made a plan then he started it. He knew that you **don't wait for someone else to do what needs to be done.**"



WEEK
ONE
SEPTEMBER 2021

SMALL GROUP
K-5
STARTER

PRELUDE

SOCIAL

STORY

WORSHIP

GROUPS

HOME

CREATING A SAFE PLACE TO CONNECT
25 MINUTES

MADE TO IMAGINE

an activity that promotes empathy and facilitates concrete application through role-play and reenactment



*2. SOMEONE ELSE'S PROBLEM

[LIVE FOR GOD | APPLICATION ACTIVITY]

WHAT YOU NEED: "Someone Else's Problems" Activity Page cards, squares of light-colored fabric, foil sheets

WHAT YOU DO:

- Give each kid a sheet piece of foil.
- Hold the cards from the "Someone Else's Problems" Activity Page face down and invite the kids to pick one.
- Instruct each kid to read their card but not show it to anyone else.
- Direct the kids to fold the card as small as they can, put it in the middle of the piece of foil, and squish the foil piece into a ball to create a moon rock.
- Give each kid a fabric square.
- Explain that the fabric squares are "force fields" that will make anything they touch into "Someone Else's Problem"—even the card inside the moon rock.
- Encourage kids to use the fabric to try to hide the moon rock as best they can.
- Ask the kids to give their force-field covered moon rock to someone else so their moon rocks (with the job inside) become that new person's problem.
- When all the kids have a covered moon rock, ask them if they are happy that their job is now Someone Else's Problem.
- Ask: Did the force field work?
- Instruct the kids to uncover and open their moon rocks. (They will find that they all have the same job!)

TODAY'S BIBLE STORY

Makin' Plans

Nehemiah Plans to Rebuild the Wall
Nehemiah 1:1–2:18

TODAY'S BOTTOM LINE

Don't wait for someone else to do what needs to be done.

MONTHLY MEMORY VERSE

Work at everything you do with all your heart. Work as if you were working for the Lord.

Colossians 3:23a, NIV

MONTHLY LIFE APP

Initiative—Seeing what needs to be done and doing it

BASIC TRUTH

I can trust God no matter what.

WHAT YOU SAY:

"Well, how did that Someone Else's Problem force field work for you? (Invite responses.) See, everyone wants someone else to do the dirty work—to finish the extra chores and take care of the annoying little things that are around us. But what if, this week, you pretended your name was SOMEONE?"

"Someone has to clean up this pet's mess. You'd say: I'm on it!
Someone has to take this note to the office. You'd say: I'm here to help.
Someone has to carry these groceries. You'd say: I've got it!
Someone has to clean up the field before we leave. You'd say: I'll grab the trash barrel!"

"When you show initiative like that, you **don't wait for someone else to do what needs to be done**. You just do it, as if it was your job all along. You don't wait to be asked or offered a reward or payment, you just jump in and get going!"

Optional Discussion Questions for Older Kids

If you lead 4th, 5th, or 6th graders, consider asking these discussion questions:

- When do you REALLY not like taking care of Someone Else's Problem?
- What do you need to think about or focus on in order to take initiative in that situation?



WEEK
ONE
SEPTEMBER 2021

SMALL GROUP
K-5
STARTER

PRELUDE

SOCIAL

STORY

WORSHIP

GROUPS

HOME

CREATING A SAFE PLACE TO CONNECT
25 MINUTES

(*2. SOMEONE ELSE'S PROBLEM, CONTINUED)

- How would your parents, siblings, coaches, or teachers react this week if you **don't wait for someone else to do what needs to be done**? Would they be surprised? Grateful? Would they notice? How would you feel?



WEEK
ONE
SEPTEMBER 2021

SMALL GROUP
K-5
STARTER

PRELUDE

SOCIAL

STORY

WORSHIP

GROUPS

HOME

CREATING A SAFE PLACE TO CONNECT
25 MINUTES

MADE TO PLAY

an activity that encourages learning through following guidelines and/or working as a group



Tips below.

3. LIGHT POPCORN

[HEAR FROM GOD | MEMORY VERSE ACTIVITY]

WHAT YOU NEED: "Popcorn Poster" Activity Page, Bibles

WHAT YOU DO:

- Give each kid a Bible.
- Look up the memory verse using the Bible Navigation

TODAY'S BIBLE STORY

Makin' Plans

Nehemiah Plans to Rebuild the Wall
Nehemiah 1:1–2:18

TODAY'S BOTTOM LINE

Don't wait for someone else to do what needs to be done.

MONTHLY MEMORY VERSE

Work at everything you do with all your heart. Work as if you were working for the Lord.

Colossians 3:23a, NIV

MONTHLY LIFE APP

Initiative—Seeing what needs to be done and doing it

BASIC TRUTH

I can trust God no matter what.

***Finding verses with a multi-age group:** Guide all kids to open their Bibles to the front and find the table of contents. Hold up a Bible opened to the table of contents to show the kids what the page looks like. When the kids find the table of contents, ask a middle elementary kid (2nd–3rd grade) to find Colossians in the list under "New Testament." When the kid finds Colossians, lead them to look at the page number beside the word and say it, explaining that the number tells them on what page they can find Colossians. Ask older elementary kids (4th–5th grade) to help younger ones find the correct page in their Bibles. When they all find Colossians, explain that the big numbers on the page are the chapter numbers. Ask a kindergartner or 1st grader to find chapter 3, and give time for all the kids to turn the pages to find it. Explain that the small numbers are verse numbers and ask a middle elementary kid to find verse 23 in chapter 3. Then, read the verse aloud slowly, especially for your pre-readers; or ask older elementary kids to read it to the group*

- Set out the "Popcorn Poster" Activity Page.
- Gather the group in a circle.
- Instruct the group to sit down.
- Ask the kids if they've ever played "popcorn" with a verse or a sentence. One person jumps up and says a word then the person beside them does the next word, etc.
- Explain that you'll play a different version of the game "popcorn." In this version, you choose the kid to start and anyone can say the next word and the word after that. There are a few catches:
 - If two kids say a word at the same time, the group has to start over.
 - Everyone has to say at least one word of the verse or the group has to start over.
 - If no one says the next word in the verse after ten seconds, the group must start again.
- If you have older kids, instruct them not to talk to each other to plan or strategize; not to call someone's name; and not to point or use their hands. They can look at other kids, but can't strategize in any way.
- Tell the first kid the first word of the verse.
- Eventually, the kids will be able to work together to say the verse a word at a time without prompting.
- Be patient and remind kids not to give up.



WEEK
ONE
SEPTEMBER 2021

SMALL GROUP
K-5
STARTER

PRELUDE

SOCIAL

STORY

WORSHIP

GROUPS

HOME

CREATING A SAFE PLACE TO CONNECT
25 MINUTES

(3. LIGHT POPCORN, CONTINUED)

WHAT YOU SAY:

"You did it! How did it feel when you finally got to the end of the verse? *(Invite answers.)* How did you decide when to say what word? *(Pause for responses.)*

"In this game, you had to be ready to step in with a word at any minute, and you couldn't wait too long to do it! What would have happened if no one said a word and everyone waited for someone else to do it? *(There wouldn't be a game at all!)*

"This game really shows that things do go better if you **don't wait for someone else to do what needs to be done**. I've seen that happen too!"

[Make it Personal] *(Share about a time you took initiative and did a job 'someone else' could have—or even should have—done. What happened? Or has someone shown initiative and done a job you should have done or would have had to do without their help? How did that feel?)*



WEEK
ONE
SEPTEMBER 2021

SMALL GROUP
K-5
STARTER

PRELUDE

SOCIAL

STORY

WORSHIP

GROUPS

HOME

CREATING A SAFE PLACE TO CONNECT
25 MINUTES

MADE TO REFLECT

an activity that creates space
for personal processing
and application



4. PRAY AND DISMISS

[PRAY TO GOD | PRAYER ACTIVITY]

WHAT YOU NEED: Fabric squares from "Someone Else's Problem" Activity, fabric markers or permanent markers

WHAT YOU DO:

- Give each kid a fabric square and a marker.
- Direct kids to carefully write on their square **Don't wait for someone else to do what needs to be done.**
- Encourage them to use the Someone Else's Problem (SEP) Force Field to show initiative this week and put it somewhere that a lot of "SEP's" show up in their house: the kitchen, garage, laundry room, etc.
- When they see the SEP Force Field, remind them that this week their name is Someone Else and that they can show initiative and do what needs to be done in that place.
- Close in prayer.

WHAT YOU SAY:

"Dear God, thank You that You didn't wait to rescue us from sin. You took initiative and sent Jesus. You planned on saving us from the moment we needed it. Please help us love and serve people that way this week—to actively look for ways to do what needs to be done. We love You, and we ask these things in Jesus' name. Amen."

As adults arrive to pick up, send home the "Someone Else's Problem Force Fields" and explain that kids will use them in places that have a job to be done.

TODAY'S BIBLE STORY

Makin' Plans

Nehemiah Plans to Rebuild the Wall
Nehemiah 1:1–2:18

TODAY'S BOTTOM LINE

**Don't wait for someone else
to do what needs to be done.**

MONTHLY MEMORY VERSE

**Work at everything you do with
all your heart. Work as if you
were working for the Lord.**
Colossians 3:23a, NIV

MONTHLY LIFE APP

**Initiative—Seeing what needs
to be done and doing it**

BASIC TRUTH

I can trust God no matter what.



WEEK
ONE
SEPTEMBER 2021

SMALL GROUP
K-5
STARTER

PRELUDE

SOCIAL

STORY

WORSHIP

GROUPS

HOME

GETTING READY

HERE'S EVERYTHING YOU NEED TO KNOW TO GET READY FOR THIS WEEK

SOCIAL: PROVIDING TIME FOR FUN INTERACTION (15 MINUTES)

Welcome kids and spend time engaging in conversation and catching up. Get ready to experience today's story.

(Choose one or both of these activities.)

1. EARLY ARRIVER

Made to Play: an activity that encourages learning through following guidelines and/or working as a group

WHAT YOU NEED:

- Offering container
- Hand sanitizer
- Sheets of foil crumpled into small "moon rocks;" two to three for each small group

2. OPENING ACTIVITY

Made to Play: an activity that encourages learning through following guidelines and/or working as a group

WHAT YOU NEED:

- Print the "On My List" Activity Page and cut apart; one set for each small group

GROUPS: CREATING A SAFE PLACE TO CONNECT (25 MINUTES)

Create a safe place to connect and learn how the Bible story applies to real life experiences, through interactive activities and discussion questions.

(Choose as many of these activities as you like.)

** If you don't have time to do all these activities, be sure to do activity #2.*

1. GANTRY ANTICS

[TALK ABOUT GOD | BIBLE STORY REVIEW]

Made to Explore: an activity that extends learning through hands-on experimentation and discovery

WHAT YOU NEED:

- Large plastic cups, several sets (You'll use these again next week.)
- Poster tack

*2. SOMEONE ELSE'S PROBLEM

[LIVE FOR GOD | APPLICATION ACTIVITY]

Made to Imagine: an activity that promotes empathy and facilitates concrete application through role-play and reenactment

WHAT YOU NEED:

- Print the "Someone Else's Problems" Activity Page on cardstock and cut apart; one card for each kid
- Squares of light-colored fabric, one for each kid (These can be cut up kitchen towels, bulk cotton/muslin fabric cut into squares, or blank bandanas.)
- Foil sheets; one for each kid

3. LIGHT POPCORN

[HEAR FROM GOD | MEMORY VERSE ACTIVITY]

Made to Play: an activity that encourages learning through following guidelines and/or working as a group

WHAT YOU NEED:

- Print the "Popcorn Poster" Activity Page on brightly colored paper; one for each small group
- Bibles

4. PRAY AND DISMISS

[PRAY TO GOD | PRAYER ACTIVITY]

Made to Reflect: an activity that creates space for personal processing and application

WHAT YOU NEED:

- Fabric Squares from "Someone Else's Problem" Activity
- Fabric markers or permanent markers

HOME: PROMPTING ACTION BEYOND THE EXPERIENCE

- Print on cardstock or email this week's GodTime devotionals and Parent Cue cards.
- Tell parents about our additional family resource: **Parent Cue app.**

Today's Suggested Schedule—September 2021, Week 1

Note: This version of the curriculum is designed especially for churches with fewer leaders and kids. You may want to use it if you have just one or two leaders and if you combine all your kids in both Large and Small Group time.

Today's Bible Story: Makin' Plans (Nehemiah Plans to Rebuild the Wall) • *Nehemiah 1:1–2:18*

Today's Bottom Line: Don't wait for someone else to do what needs to be done.

Monthly Memory Verse: *Work at everything you do with all your heart. Work as if you were working for the Lord.* Colossians 3:23a (NIRV)

Monthly Life App: Initiative—Seeing what needs to be done and doing it

Basic Truth: I can trust God no matter what.

PRELUDE: Setting the tone for the experience

See the **Getting Ready** pages at the end of this document for a detailed description of what you'll need for today.

In the **Prelude** folder of your curriculum, you'll find a variety of other resources to help you prepare.

SMALL GROUP (15 minutes)

SOCIAL: Providing time for fun interaction

Early Arriver
Opening Activity

LARGE GROUP (25 minutes)

STORY: Communicating God's truth in engaging ways

WORSHIP: Inviting people to respond to God

Welcome/Opener
Worship ("Make a Move" from *Make a Move* single)
Bible Story
Closer / Bottom Line
Prayer

SMALL GROUP (25 minutes)

GROUPS: Creating a safe place to connect

Bible Story Review: Gantry Antics
Application Activity: Someone Else's Problem
Memory Verse Activity: Light Popcorn
Prayer Activity: Pray and Dismiss

HOME: Prompting action beyond the experience

Parent Cue Card (print or email)
GodTime devotional for kids
Studio252.tv
Parent Cue App

LARGE GROUP: Story (20 minutes) • Worship (5 minutes)

Engage kids' hearts through a dynamic and interactive Bible story, worship, and prayer experience in a Large Group setting.

Today's Bible Story: Makin' Plans (Nehemiah Plans to Rebuild the Wall) • *Nehemiah 1:1–2:18*

Today's Bottom Line: Don't wait for someone else to do what needs to be done.

Monthly Memory Verse: *Work at everything you do with all your heart. Work as if you were working for the Lord.* Colossians 3:23a (NIRV)

Monthly Life App: Initiative—Seeing what needs to be done and doing it

Basic Truth: I can trust God no matter what.

AUDIO: *Play high-energy music as kids enter.*

VIDEO: *Theme Loop*

Leader enters, carrying the box of supplies.

OPENER

LEADER: "Greetings, earthlings! I'm really glad you're here, because this month is going to be out of this world. We're taking things to the final frontier. We're getting 'ready for launch' so we can boldly do what needs to be done. That's going to take some initiative!

"Astronauts depend on their initiative to keep them safe. When they see what needs to be done, they don't just ignore it. They do something about it. You and I can take initiative, too—right here on Earth. There are lots of things around us that need to be done. With God's help, we can SEE those things . . . then do something to help!

"We'll definitely need some initiative today for our space travel challenge. In just a minute, you'll pair up [or group up]—and together, you'll use these supplies (*hold up the box*) to make a stomp rocket. We'll take turns launching, and the rocket that travels the farthest will be our winner!

Have kids get in small teams of two or three (or more, if you have a larger group of kids). Try to pair younger kids with older so they're more evenly divided. Give each team their supplies and instruction card.

"Okay, everyone listen up while I explain what to do.

Quickly go through the steps on the instruction card, while holding up the items and demonstrating.

"You have two minutes to make your stomp rocket. On your mark, get set, GO!

Set a timer on your phone for two minutes.

Walk around the room and make sure everyone knows what to do. Help the kids if needed. Call out the time

intervals (one minute left, 30 seconds left), and count down the last 10 seconds out loud.

“Okay, hands in the air. Let’s see who can give their rocket the farthest launch!

One by one, invite the groups to stand behind the line and test their rockets. Keep track of which group launched which rocket. (This can be easier if you use different-colored straws . . . or you could have one kid from each group stand next to their rocket after they’ve launched it.)

When all groups have gone, congratulate the group whose rocket went the farthest, and collect all the supplies in the box.

“You all did a great job on those rockets! It was NOT easy getting something ready for launch in such a short amount of time . . . but you all showed some real initiative. Let’s keep that initiative going as we stand up to sing and worship God!”

WORSHIP

LEADER: “Before we get started, watch this.

VIDEO: Live Loud Video from Get Reel

“When we see something that needs to be done, we can take initiative and do it. After all, we’re not just doing it for ourselves, or even for others; we’re also doing it for God! We can make a move and take initiative for Him. In fact, let’s make a move right now as we sing to God and tell Him how much we love Him!

VIDEO: “Make a Move” Dance Moves Music Video

“Nice job, everyone. You can have a seat.”

BIBLE STORY

VIDEO: Host Intro

VIDEO: 252 Story

VIDEO: Host Outro

CLOSER

SLIDE: Theme Background

LEADER: “Nehemiah took initiative to help; and that’s something you and I can do, too.

SLIDE: Bottom Line

[Bottom Line] “Don’t wait for someone else to do what needs to be done. Say that with me.”

LEADER and KIDS: **[Bottom Line]** “Don’t wait for someone else to do what needs to be done.”

LEADER: “Let’s ask God to help us take initiative like Nehemiah did.”

SLIDE: *Theme Background*

PRAY

LEADER: “Dear God, thank You for the amazing example of initiative we have in Nehemiah. When Nehemiah heard what was wrong in Jerusalem, he didn’t wait for someone else to do something. He stepped up to help! We know there are problems all around us, every day, and we know that You can help us be part of the solution. Please give us wisdom to see how we can help, then give us the initiative to get out there and DO it. We love You, and we pray these things in Jesus’ name. Amen.”

DISMISS

LEADER: “Are you ready to boldly do what needs to be done? We’ll talk some more about what that means in Small Group, so let’s go!”

Dismiss kids to their small groups.

AUDIO: *Play high-energy music as the kids exit.*

VIDEO: *Theme Loop*

GETTING READY

Here's everything you need to know to get ready for this week.

STORY: Communicating God's truth in engaging ways (20 minutes)

WORSHIP: Inviting people to respond to God (5 minutes)

1. Opener/Closer

What You Need:

- Leader
- Box
- Stomp rocket kits (one kit for each group of kids; see "What You Do")
 - Gallon-size plastic bags
 - Empty Capri Sun® or other plastic juice pouch
 - Small, flexible drinking straw that bends (this should NOT be the straw from the juice pouch)
 - Large, straight smoothie straw (which must fit over the smaller straw)—ideally in lots of different colors, so you can differentiate the "rockets" from each other
 - Tape
 - Stomp Rocket Instruction Card (printed from the LG Assets PDF)
- Masking tape (to make a "launch line")
- Leader's phone

Music and Sound Effects:

- Upbeat music to use as kids enter and exit the room

Large Group Visuals:

- Theme Loop Video
- Theme Background Slide
- Bottom Line Slide
- Stomp Rocket Instruction Cards (printable)

What You Do:

- Download and print this week's tech sheet for everyone helping with Large Group.
- Download the slides and videos and have them ready to use.
- Download music from a resource such as iTunes® and have it ready to play. *Note: Legally a song belongs to the songwriter/composer who created it and the publisher who markets it. Performance rights organizations (PROs) license public performances (live or recorded) of their members' music. Usually, but not always, PROs give general permission for performances in worship services. We recommend you obtain permission from the PRO representing the song or the publisher of the song you wish to play. PROs in the U.S. are ASCAP, BMI, and SESAC. For a list of PROs in your part of the world: www.iamusic.com. Look at the copyright on the CD or sheet music to discover the PRO or publisher of the song. It is up to you to make sure your church has permission to perform or play a recording of a song.*
- *Optional:* Download a countdown video from a royalty-free site. Load it into your presentation software and have it ready to play during the Opener. You could also keep time on a smartphone or watch. *Note: Some presentation software such as ProPresenter® have a countdown clock built into the program that you can overlay on a still image.*
- Create a stomp rocket ahead of time, so you can test out the instructions with your supplies. For example, you may need to cut a small slit in the juice pouch, to slightly enlarge the hole so that

the flexible straw can fit inside. Or you may need to cut the smoothie straws in half so they stay on top of the flexible straws.

- Once you're sure the supplies will work, assemble the kits using the gallon-size plastic bags, then place all the kits in the box.
- You'll need one kit for each group. We suggest having two or three kids per group, but you may want to have more kids in each group if you have larger attendance overall.
- Tape a line on the floor for a launching point.

2. Worship

What You Need:

- Leader(s)

Large Group Visuals:

- *Live Loud* Video from *Get Reel*
- "Make a Move" Dance Moves Music Video

What You Do:

- Download the videos and have them ready to use. *Note: Make sure your church has obtained licensing rights to play or perform music. You can obtain a license to perform worship music from Christian Copyright Licensing International (www.ccli.com). It covers over 200,000 worship songs for congregational singing. You are responsible for including the copyright information on all songs reproduced under the Church Copyright License (including song lyrics projected onscreen). This includes the song title, writer credit(s), copyright notice, and your church's CCLI license number. You can include this information on one of the lyric slides, or you can create a separate slide detailing this information, but the copyright information must appear at least once for each song you play or perform. For example:
"Hallelujah" words and music by John Doe
©2000 Good Music Co.
CCLI License # 0000*

3. Bible Story

What You Need:

- Leader

Large Group Visuals:

- Host Intro Video
- 252 Story Video
- Host Outro Video

What You Do:

- Download the videos and have them ready to use.

Power on
 Play "Baby Shark"
 Remind User 1 to pick up dog food
 Set a timer for 20 minutes
 User Alert: package delivery
 Play "Baby Shark" again
 Play "Baby Shark" again again
 Look up recipe for Liver Mint Chocolate Casserole
 Order pizza
 Turn off lights

Answer: Alexa/Google/smart speaker

Wake early
 Listen to lawmakers and advisors
 Meet an Olympic team
 Sign paperwork
 Work in the Oval Office
 Call the President of France
 Quick walk with bodyguards
 Dinner with family and Prince of Belgium
 Plan a speech for TV

Answer: The President

Buy milk
 Get driving gloves mended
 Wash car
 Practice turning left
 Practice turning left again
 Lunch with pit crew
 Practice turning left some more
 Pictures with sponsors
 Dinner at the track
 Dream about turning left

Answer: racecar driver

Get to school early
 Put on my uniform
 Start the steam tables
 Turn on the oven
 Make tater tots and pizza
 Set out the milk and fruit
 Load the counters
 Smile!
 Give out extra tater tots
 Clean up

Answer: Cafeteria worker

Go to the craft supply store
 Sharpen pencils
 Clean brushes
 Set up still life with peaches and a vase
 Put the peaches back on the table
 Eat lunch: peach surprise!
 Squint—a lot
 Watch paint dry
 Think about paint
 Dream in color

Answer: artist

What to Do:

Print and cut apart. Provide one set for each small group.

"On My List" Activity Page

September 2021, Week 1, K-5 Starter
 ©2021 The reThink Group, Inc. All rights reserved.

Eat a lot of breakfast
Dive in
Dry off
Dive in
Dry off
Eat a lot of lunch
Dive in
Dry off
Lift weights
Eat a lot of dinner

Answer: Olympic swimmer

Set out the modeling clay
Tidy the kitchen center
Make a castle with blocks
Snack time!
Sing "The Wheels on the Bus"
Sing "The ABC Song"
Read a story
Free play time!
Make sure no one eats anything weird
Sing the clean-up song

Answer: preschool teacher

Wake up
Eat
Burp
Sleep
Look at things
Eat
Cry
Eat
Sleep
Stay awake until dawn

Answer: baby

Put on pants and shoes
Walk Pluto™
Snowball fight with Donald Duck™
Greet guests at railroad
Lunch at a princess castle
Visit Goofy™
Parade!
Film a cartoon
Dinner with Minnie™
Watch fireworks

Answer: Mickey Mouse™

Go to the farmer's market
Chop things
Stir things
Mince things
Whisk things
Bake things
Boil things
Season things
Wash a lot of dishes
Eat!

Answer: chef

What to Do:

Print and cut apart. Provide one set for each small group.

"On My List" Activity Page

September 2021, Week 1, K-5 Starter
©2021 The reThink Group, Inc. All rights reserved.

We need someone to stay after today and help empty the trash cans and clean the toilets.

Don't wait for someone else to do what needs to be done!

We need someone to stay after today and help empty the trash cans and clean the toilets.

Don't wait for someone else to do what needs to be done!

We need someone to stay after today and help empty the trash cans and clean the toilets.

Don't wait for someone else to do what needs to be done!

We need someone to stay after today and help empty the trash cans and clean the toilets.

Don't wait for someone else to do what needs to be done!

We need someone to stay after today and help empty the trash cans and clean the toilets.

Don't wait for someone else to do what needs to be done!

We need someone to stay after today and help empty the trash cans and clean the toilets.

Don't wait for someone else to do what needs to be done!

What to Do:

Print on cardstock cut apart. Provide one card for each kid.

"Someone Else's Problems" Activity Page

September 2021, Week 1, K-5 Starter
©2021 The reThink Group, Inc. All rights reserved.

**"Work at everything
you do with all your
heart. Work as if you
were working for
the Lord."**

Colossians 3:23a, NlrV

What to Do:

Print on brightly colored paper. Provide one for each small group.

"Popcorn Poster, NlrV" Activity Page

September 2021, Week 1, K-5 Starter
©2021 The reThink Group, Inc. All rights reserved.

**"Whatever you do,
work at it with
all your heart,
as working for
the Lord."**

Colossians 3:23a, NIV

What to Do:

Print on brightly colored paper. Provide one for each small group.

"Popcorn Poster, NIV" Activity Page

September 2021, Week 1, K-5 Starter
©2021 The reThink Group, Inc. All rights reserved.



WEEK
TWO
SEPTEMBER 2021

SMALL GROUP
K-5
STARTER

TODAY'S SUGGESTED SCHEDULE

NOTE: This version of the curriculum is designed especially for churches with fewer leaders and kids. You may want to use it if you have just one or two leaders and if you combine all your kids in both Large and Small Group time.

TODAY'S BIBLE STORY

Help!
Nehemiah Helps the Poor
Nehemiah 5

TODAY'S BOTTOM LINE

Look for ways to
make things right.

MONTHLY MEMORY VERSE

Work at everything you do with
all your heart. Work as if you
were working for the Lord.
Colossians 3:23a, NIV

MONTHLY LIFE APP

Initiative—Seeing what needs
to be done and doing it

BASIC TRUTH

I should treat others the way
want to be treated.

PRELUDE: Setting the tone for the experience

See the **Getting Ready** pages at the end of this document for a detailed description of what you'll need for today.

In the **Prelude** folder of your curriculum, you'll find a variety of other resources to help you prepare.

SMALL GROUP

15
MIN

SOCIAL: Providing time for fun interaction

Early Arriver
Opening Activity

LARGE GROUP

35
MIN

STORY: Communicating God's truth in engaging ways **WORSHIP: Inviting people to respond to God**

Welcome/Opener
Worship ("You're the Reason" from *Press Play: Get in the Mix* and "Give a Little Kindness" from *This Love*)
Bible Story
Bottom Line
Prayer
Closer

SMALL GROUP

25
MIN

GROUPS: Creating a safe place to connect

Bible Story Review: Astronaut Team Training
Application Activity: New Point of View
Memory Verse Activity: Watch for It!
Prayer Activity: Pray and Dismiss

HOME: Prompting action beyond the experience

Parent Cue Card (Print or Email)
GodTime Devotional for Kids
Parent Cue App



WEEK
TWO
SEPTEMBER 2021

SMALL GROUP
K-5
STARTER

PRELUDE

SOCIAL

STORY

WORSHIP

GROUPS

HOME

PROVIDING TIME FOR FUN INTERACTION
15 MINUTES

MADE TO MOVE

an activity that increases the oxygen
in the brain and taps into the energy
in the body



Before kids arrive, take a few moments to pray for them. Pray that God would give kids opportunities to see the injustices around them and be empowered to do something to help make things right. Ask God to help kids see how He wants them to be a part of His story of restoration. Pray that kids would look for ways to help others and that they would have the resources they need to stand up and make things right.

TODAY'S BIBLE STORY

Help!

Nehemiah Helps the Poor
Nehemiah 5

TODAY'S BOTTOM LINE

**Look for ways to
make things right.**

MONTHLY MEMORY VERSE

**Work at everything you do with
all your heart. Work as if you
were working for the Lord.**

Colossians 3:23a, NIV

MONTHLY LIFE APP

**Initiative—Seeing what needs
to be done and doing it**

BASIC TRUTH

**I should treat others the way
want to be treated.**

1. EARLY ARRIVER

WHAT YOU NEED: Offering container, hand sanitizer, foil "moon rocks"

WHAT YOU DO:

- Welcome kids by name to Small Group as they arrive.
- Invite kids who brought an offering to put it in the offering container.
- Direct kids to use one pump of hand sanitizer.
- Line the kids up along the wall or edge of your small group area.
- Give the first kid in line a "moon rock."
- Challenge the group to move the moon rock from one end of the line to the other without stepping out of order or using their hands.
- Some ideas:
 - Pass the moon rock with their elbows
 - Sit down and use their feet to pass the rock
- As more kids arrive, add them to the line or set up another line with another rock.
- Talk about the overlooked ways to move "moon rocks."



WEEK
TWO
SEPTEMBER 2021

SMALL GROUP
K-5
STARTER

PRELUDE

SOCIAL

STORY

WORSHIP

GROUPS

HOME

PROVIDING TIME FOR FUN INTERACTION
15 MINUTES

MADE TO PLAY

an activity that encourages learning through following guidelines and/or working as a group



2. OPENING ACTIVITY

WHAT YOU NEED: Tray of small items covered with a towel

WHAT YOU DO:

- Gather the group around the covered tray and take away the towel.
- Give kids 30 seconds to take a good look at the tray without touching anything.
- After 30 seconds, cover the tray again.
- Carry the tray away from the group so they can't see, and make one small change (switch two objects, remove an object, add a coin from your pocket, etc.).
- Cover the tray again.
- Bring the tray back, remove the cover, and let kids guess what changed.
- Repeat the game as often as time allows.

TODAY'S BIBLE STORY

Help!

Nehemiah Helps the Poor
Nehemiah 5

TODAY'S BOTTOM LINE

Look for ways to
make things right.

WHAT YOU SAY:

"You sure had to keep a close eye on this tray! After a while, you were experts at spotting a change. **[Transition]** Let's head to Large Group to see what else we need to look out for."

Lead your group to the Large Group area.

MONTHLY MEMORY VERSE

Work at everything you do with
all your heart. Work as if you
were working for the Lord.

Colossians 3:23a, NIV

MONTHLY LIFE APP

Initiative—Seeing what needs
to be done and doing it

BASIC TRUTH

I should treat others the way
want to be treated.



WEEK
TWO
SEPTEMBER 2021

SMALL GROUP
K-5
STARTER

PRELUDE

SOCIAL

STORY

WORSHIP

GROUPS

HOME

CREATING A SAFE PLACE TO CONNECT
25 MINUTES

MADE TO EXPLORE

an activity that extends learning
through hands-on experimentation
and discovery



*1. ASTRONAUT TEAM TRAINING

[TALK ABOUT GOD | BIBLE STORY REVIEW]

WHAT YOU NEED: Several plastic cups, large rubber bands, yarn or string, scissors

WHAT YOU DO:

- Divide the group into teams of four.
- Cut a 12-inch piece of string for each kid.
- Give each team a rubber band, three cups, and four pieces of string.
- Give the team their Training Mission: use the materials they have to stack the cups into a pyramid without touching the cups with their hands.
- After a while, if the kids are stumped, or if you have younger kids, offer these instructions:
 - Turn the cups upside down on the floor.
 - Tie the end of each string around the rubber band at regular intervals—it will look like a sun with rays.
 - Direct each member to hold the end of the string that is not tied to the band and gently pull the string towards themselves, stretching the rubber band.
 - Instruct the kids to lower the stretched band over the first cup and stop pulling. The elastic will tighten over the cup then the kids can pick it up by the strings.
 - When they have the cup where they want it, direct the kids to pull the strings toward themselves, stretching the band and releasing the cup.
 - Challenge the kids to perform this for all three cups, stacking them in a pyramid.
- If you have mostly older kids, challenge them to make a pyramid of six cups.

WHAT YOU SAY:

"You had to think of some creative solutions to get this pyramid built! You had to think about and notice things you've never have. You had to see these separate pieces—cups, string, rubber bands—in a new way. Then you had to figure out how to put them together. That's initiative!

"When Nehemiah was building the wall, he was full of initiative! But he didn't just stop at solving the problem of the broken-down walls. He recognized other problems, too—like when his neighbors were mistreated. It was too of big a problem to ignore. So he stopped working on the wall and listened to people. He saw where they lived and he took time to understand the problem. Then he did something about it, right away!

"Others probably knew about this problem, but they didn't really SEE it, not the way Nehemiah did. Nehemiah was actively working to **look for ways to make things right.**

TODAY'S BIBLE STORY

Help!

Nehemiah Helps the Poor
Nehemiah 5

TODAY'S BOTTOM LINE

**Look for ways to
make things right.**

MONTHLY MEMORY VERSE

**Work at everything you do with
all your heart. Work as if you
were working for the Lord.**

Colossians 3:23a, NIV

MONTHLY LIFE APP

**Initiative—Seeing what needs
to be done and doing it**

BASIC TRUTH

**I should treat others the way
want to be treated.**



WEEK
TWO
SEPTEMBER 2021

SMALL GROUP
K-5
STARTER

PRELUDE

SOCIAL

STORY

WORSHIP

GROUPS

HOME

CREATING A SAFE PLACE TO CONNECT
25 MINUTES

(*1. ASTRONAUT TEAM TRAINING, CONTINUED)

"What are some things that need to be made right in your world? How can you stick up for people who are treated unfairly?" (Invite answers. If kids need help getting the conversation started, share a personal story using the suggestion below.)

[Make It Personal] (Share a time when you stepped in to make something right. Maybe you stopped bigger kids from picking on a smaller neighbor, cleaned up a park that other kids had trashed, attended an event that supported racial justice, or used your influence to hold others accountable for their actions. Invite kids to talk about their experiences as well.)



WEEK
TWO
SEPTEMBER 2021

SMALL GROUP
K-5
STARTER

PRELUDE

SOCIAL

STORY

WORSHIP

GROUPS

HOME

CREATING A SAFE PLACE TO CONNECT
25 MINUTES

MADE TO CREATE

an activity that explores ideas through the process of drawing, building, designing, and problem-solving



2. NEW POINT OF VIEW

[LIVE FOR GOD | APPLICATION ACTIVITY]

WHAT YOU NEED: Large paper grocery bags, cellophane gift wrap, tape, scissors, coloring materials (*optional*) large cardboard boxes instead of bags

WHAT YOU DO:

- Give each kid a paper bag (or box), and a large square of cellophane.
- Ask the kids to put the bag/box over their heads and have a friend carefully draw a line on the outside of the bag or box where they can feel their eyebrows. This will guide where to make the top of the helmet faceplate.
- When everyone has drawn a line, ask the kids to draw a square on the bag below that line and cut it out, so they have a square-shaped hole in the middle of the bag. This will create the opening for the "helmet faceplate."
- Set out the crayons and markers and invite the kids to decorate their "space helmets."
- Direct kids to cut their cellophane to make a square slightly a little larger than the square hole on their bag.
- Demonstrate how to use tape to attach the cellophane square on the inside of the bag, under the open square, to create the faceplate of a helmet.
- Encourage the kids to wear their helmets during discussion, but take them off before you start a new activity.

TODAY'S BIBLE STORY

Help!

Nehemiah Helps the Poor
Nehemiah 5

TODAY'S BOTTOM LINE

**Look for ways to
make things right.**

MONTHLY MEMORY VERSE

**Work at everything you do with
all your heart. Work as if you
were working for the Lord.**

Colossians 3:23a, NIV

MONTHLY LIFE APP

**Initiative—Seeing what needs
to be done and doing it**

BASIC TRUTH

**I should treat others the way
want to be treated.**

WHAT YOU SAY:

"How do things look through your space helmets? Any different? Sometimes all we need is a change to see new things. Now that we see our world in a new light, how can you **look for ways to make things right?** (*Invite answers after each of the following questions.*) Are there kids who need a friend at school or a partner during practice? Is there a kid who gets left out when you're talking with your friends or playing video games together? Who always gets picked last at gym or doesn't have a buddy on field trips? Is there someone you know who gets made fun of because of how they look or talk? Who can you "see" with new eyes this week?

"If we see the problem, we can **look for ways to make things right.**"

Optional Discussion Questions for Older Kids

If you lead 4th, 5th, or 6th graders, consider asking these discussion questions:

- When is it hard to see people in need and **look for ways to make things right?**
- Nehemiah's initiative to help people cost him time and money. What could your initiative to see and help cost you?
- If the need seems overwhelming, what could you do? Who could you talk with?



WEEK
TWO
SEPTEMBER 2021

SMALL GROUP
K-5
STARTER

PRELUDE

SOCIAL

STORY

WORSHIP

GROUPS

HOME

CREATING A SAFE PLACE TO CONNECT
25 MINUTES

MADE TO MOVE

an activity that increases the oxygen
in the brain and taps into the energy
in the body



3. WATCH FOR IT!

[HEAR FROM GOD | MEMORY VERSE ACTIVITY]

WHAT YOU NEED: Bibles

WHAT YOU DO:

- Look up Colossians 3:23a together in the Bibles.
- Gather the kids in a circle and invite them to sit down.
- Send one kid to the other side of the room so they can't see what happens.
- Silently select a kid still in the circle to be the Alpha Leader.
 - Direct them to make motions that the group must follow: clapping hands, patting their heads, snapping fingers, etc.
 - Instruct the kid to vary the movements occasionally.
- Choose a kid to be the Beta Leader.
- Instruct the Beta Leader to do a different motion than the Alpha Leader (like when the Alpha Leader claps, the Beta Leader can pat their legs).
- Instruct the kids to do the motions of the Alpha Leader, except for the Beta Leader, who will do something different.
- Call the kid back and have them guess both the Alpha and Beta Leaders.
- Continue playing, choosing new leaders each time.

WHAT YOU SAY:

"Not only did you have to find the Alpha Leader of the group, but you also had to spot the Beta Leader who was out of sync. It took some time for sure! Our memory verse reminds us to work with all our hearts, and there is no better work than to **look for ways to make things right.**"

"It might be difficult at times. You might have to show kindness to someone when you'd rather ignore them and play with the friends you already know. You might need to stop doing something you want to do in order to make things right for someone else.

"How do you think Nehemiah felt about stopping work on the wall to deal with the problems in Jerusalem? (*Invite answers.*) He might have just kept working hard at what he was doing and let someone else take care of the problem. But he knew that as important as the wall was, making sure his people were treating each other fairly was even more important. Nehemiah knew to **look for ways to make things right.**"

TODAY'S BIBLE STORY

Help!

Nehemiah Helps the Poor
Nehemiah 5

TODAY'S BOTTOM LINE

Look for ways to
make things right.

MONTHLY MEMORY VERSE

Work at everything you do with
all your heart. Work as if you
were working for the Lord.
Colossians 3:23a, NIV

MONTHLY LIFE APP

Initiative—Seeing what needs
to be done and doing it

BASIC TRUTH

I should treat others the way
want to be treated.



WEEK
TWO
SEPTEMBER 2021

SMALL GROUP
K-5
STARTER

PRELUDE

SOCIAL

STORY

WORSHIP

GROUPS

HOME

CREATING A SAFE PLACE TO CONNECT
25 MINUTES

MADE TO REFLECT

an activity that creates space
for personal processing
and application



4. PRAY AND DISMISS [PRAY TO GOD | PRAYER ACTIVITY]

WHAT YOU NEED: Space helmets from "New Point of View" Activity

WHAT YOU DO:

- Give kids their space helmets.
- Invite the kids to wear their space helmets.
- As each kid puts on their space helmet, say, "[Kid's name], don't forget to use your space helmet to **look for ways to make things right** this week."
- Close in prayer.

WHAT YOU SAY:

"Dear God, thank You for seeing our need for rescue and making things right so we can have a relationship with You forever. Please help us see everyone around us like You see them, so we can work hard to make things right this week. We love You, and we ask these things in Jesus' name. Amen."

As adults arrive to pick up, let the kids wear their helmets home as long as it's okay with the adults! Explain that they will help them **look for ways to make things right**.

TODAY'S BIBLE STORY

Help!

Nehemiah Helps the Poor
Nehemiah 5

TODAY'S BOTTOM LINE

**Look for ways to
make things right.**

MONTHLY MEMORY VERSE

**Work at everything you do with
all your heart. Work as if you
were working for the Lord.**

Colossians 3:23a, NIV

MONTHLY LIFE APP

**Initiative—Seeing what needs
to be done and doing it**

BASIC TRUTH

**I should treat others the way
want to be treated.**



WEEK
TWO
SEPTEMBER 2021

SMALL GROUP
K-5
STARTER

PRELUDE

SOCIAL

STORY

WORSHIP

GROUPS

HOME

GETTING READY

HERE'S EVERYTHING YOU NEED TO KNOW TO GET READY FOR THIS WEEK

SOCIAL: PROVIDING TIME FOR FUN INTERACTION (15 MINUTES)

Welcome kids and spend time engaging in conversation and catching up. Get ready to experience today's story.

(Choose one or both of these activities.)

1. EARLY ARRIVER

Made to Move: an activity that increases the oxygen in the brain and taps into the energy in the body

WHAT YOU NEED:

- Offering container
- Hand sanitizer
- Sheets of foil crumpled into "moon rocks;" two or three for each small group

2. OPENING ACTIVITY

Made to Play: an activity that encourages learning through following guidelines and/or working as a group

WHAT YOU NEED:

- Tray
- Towel large enough to cover the tray
- Small items to place on the tray like matchbox cars, candy, craft supplies, other small toys, hair accessories, plastic utensils, etc.; 12-16 items
 - Before group time, arrange the items on the tray and cover it with the towel.

GROUPS: CREATING A SAFE PLACE TO CONNECT (25 MINUTES)

Create a safe place to connect and learn how the Bible story applies to real life experiences, through interactive activities and discussion questions.

(Choose as many of these activities as you like.)

* If you don't have time to do all these activities, be sure to do activity #1.

* 1. ASTRONAUT TEAM TRAINING

[TALK ABOUT GOD | BIBLE STORY REVIEW]

Made to Explore: an activity that extends learning through hands-on experimentation and discovery

WHAT YOU NEED:

- Plastic cups; three for every four kids

- Large rubber bands; one for every four kids
- Yarn or string
- Scissors

2. NEW POINT OF VIEW

[LIVE FOR GOD | APPLICATION ACTIVITY]

Made to Create: an activity that explores ideas through the process of drawing, building, designing, and problem-solving

WHAT YOU NEED:

- Large paper grocery bags; one for each kid
- Cellophane gift wrap in any color other than clear; one square for each kid
- Tape
- Scissors
- Coloring materials
- (Optional) Large cardboard boxes instead of bags; one for each kid

3. WATCH FOR IT!

[HEAR FROM GOD | MEMORY VERSE ACTIVITY]

Made to Move: an activity that increases the oxygen in the brain and taps into the energy in the body

WHAT YOU NEED:

- Bibles

4. PRAY AND DISMISS

[PRAY TO GOD | PRAYER ACTIVITY]

Made to Reflect: an activity that creates space for personal processing and application

WHAT YOU NEED:

- Space helmets from "New Point of View" Activity

HOME: PROMPTING ACTION BEYOND THE EXPERIENCE

- Print on cardstock or email this week's GodTime devotionals and Parent Cue cards.
- Tell parents about our additional family resource: **Parent Cue app.**

Today's Suggested Schedule—September 2021, Week 2

Note: This version of the curriculum is designed especially for churches with fewer leaders and kids. You may want to use it if you have just one or two leaders and if you combine all your kids in both Large and Small Group time.

Today's Bible Story: Help! (Nehemiah Helps the Poor) • *Nehemiah 5*

Today's Bottom Line: Look for ways to make things right.

Monthly Memory Verse: *Work at everything you do with all your heart. Work as if you were working for the Lord.* Colossians 3:23a (NIRV)

Monthly Life App: Initiative—Seeing what needs to be done and doing it

Basic Truth: I should treat others the way I want to be treated.

PRELUDE: Setting the tone for the experience

See the **Getting Ready** pages at the end of this document for a detailed description of what you'll need for today.

In the **Prelude** folder of your curriculum, you'll find a variety of other resources to help you prepare.

SMALL GROUP (15 minutes)

SOCIAL: Providing time for fun interaction

Early Arriver

Opening Activity

LARGE GROUP (25 minutes)

STORY: Communicating God's truth in engaging ways

WORSHIP: Inviting people to respond to God

Welcome/Opener

Worship ("Make a Move" from *Make a Move* single)

Bible Story

Closer / Bottom Line

Prayer

SMALL GROUP (25 minutes)

GROUPS: Creating a safe place to connect

Bible Story Review: Astronaut Team Training

Application Activity: New Point of View

Memory Verse Activity: Watch for It!

Prayer Activity: Pray and Dismiss

HOME: Prompting action beyond the experience

Parent Cue Card (print or email)

GodTime devotional for kids

Studio252.tv

Parent Cue App

LARGE GROUP: Story (20 minutes) • Worship (5 minutes)

Engage kids' hearts through a dynamic and interactive Bible story, worship, and prayer experience in a Large Group setting.

Today's Bible Story: Help! (Nehemiah Helps the Poor) • *Nehemiah 5*

Today's Bottom Line: Look for ways to make things right.

Monthly Memory Verse: *Work at everything you do with all your heart. Work as if you were working for the Lord.* Colossians 3:23a (NIRV)

Monthly Life App: Initiative—Seeing what needs to be done and doing it

Basic Truth: I should treat others the way I want to be treated.

AUDIO: *Play high-energy music as kids enter.*

VIDEO: *Theme Loop*

Leader enters.

OPENER

LEADER: "Hello, my fellow earthlings! Welcome back to the outer space version of [your environment's name]. We're 'ready for launch' this month, because we're finding out what it means to take initiative.

"It takes initiative to boldly go where no one has gone before. It takes initiative to solve problems that no one else is taking on. It takes initiative to see things that need to be done then do something about them. God can help us live that way, every single day!

"Can you imagine the initiative it took for the first astronauts to fly to space? It's truly amazing to think about. And thanks to their bravery and willingness to do what needed to be done, we know so much more about our whole solar system! Today, we'll have some fun putting together our version of our solar system with a Solar System Scavenger Hunt!

"First, let's divide into teams.

Divide the kids into teams according to how many sets of solar systems you have.

"You'll find all the different planets scattered around the room. (*Hold up one of the cutouts/balloons/beach balls.*) There are enough planets out there for each group to have a full solar system, IF you can find one of each planet!

SLIDE: *Solar System (if you're using the paper cutouts), or a picture of your "planets" (if you're using balloons or beach balls)*

Note: If you use balloons or beach balls instead of the cutouts, take a picture of them ahead of time that you can show here. That way the kids can see the exact colors that represent each planet. Or you could show them a complete set of the actual balloons/beach balls instead.

“As you can see, we have the Sun, Mercury, Venus, Earth, Mars, Jupiter, Saturn, Uranus, and Neptune.

“When I say, ‘Go,’ your team needs to find one of each planet and bring them back to your home galaxy, which is where you are right now. *(Explain what you need them to do. For example, tape the planets to their group’s posterboard.)* The first team to finish the entire solar system, wins!

“All right, let’s see your initiative in action. Let the Solar System Scavenger Hunt begin! On your mark, get set, GO!

AUDIO: *Fun instrumental music*

Comment on the action. Watch the kids to make sure they don’t take extra “planets.” If they end up with more than they need, have them hide the extra planets so the other groups can find them.

Congratulate the first group to finish. If possible, let all groups complete their solar systems before you move on. Get the kids to help you put the supplies away before you move on to Worship.

VIDEO: *Theme Loop*

“Nice job, everyone! You worked really hard to get your solar systems right. Let’s sing and celebrate our amazing and creative God who made the whole solar system in the first place. Everyone on your feet!”

WORSHIP

LEADER: “Before we worship, let’s watch this.

VIDEO: *Live Loud Video from Get Reel*

“It’s not always easy to take initiative and do what needs to be done, but we don’t have to do it alone. We know that God is always with us—and His love makes us want to love others, too. Let’s sing to God and praise Him together.

VIDEO: *“Make a Move” Dance Moves Music Video*

“That was awesome! I’m determined to make a move and show God’s love, and today’s story will inspire us to do that even more. You can have a seat.”

BIBLE STORY

VIDEO: *Host Intro*

VIDEO: *252 Story*

VIDEO: *Host Outro*

CLOSER

SLIDE: Theme Background

LEADER: “As Nehemiah led the people to rebuild the city of Jerusalem, he looked for ways to treat others fairly and make things right. You and I should do that, too.

“Remember . . .

SLIDE: Bottom Line

[Bottom Line] “Look for ways to make things right. Say that with me.”

LEADER and KIDS: [Bottom Line] “Look for ways to make things right.”

LEADER: “When we do that, we can show God’s love in a powerful way. It’s like Paul wrote in Colossians 3:23, our memory verse for this month.

SLIDE: Memory Verse

“Work at everything you do with all your heart. Work as if you were working for the Lord. (Colossians 3:23a, NIV)”

“Let’s pray and ask God to help us.”

SLIDE: Theme Background

PRAY

LEADER: “Dear God, it’s so cool to hear how You helped Nehemiah make things right. He could have ignored what was happening, but he took the first step to make sure the people were treated fairly. We can learn a lot from what he did. Help us look around and see where things aren’t going right . . . where people are in trouble . . . or where they might need our help. Help us speak up and make things right for the people around us. We love You, and we ask these things in Jesus’ name. Amen.”

DISMISS

LEADER: “In Small Group, we’ll talk some more about how we can make things right for others. Let’s head that way now!”

Dismiss kids to their small groups.

AUDIO: Play high-energy music as the kids exit.

VIDEO: Theme Loop

GETTING READY

Here's everything you need to know to get ready for this week.

STORY: Communicating God's truth in engaging ways (20 minutes)

WORSHIP: Inviting people to respond to God (5 minutes)

1. Opener/Closer

What You Need:

- Leader
- Planet Cutouts (printed from the LG Assets PDF and cut out) taped to the walls; you'll need one complete set of cutouts per team
- Posterboards (one per team)
- Tape (for each team)
- *Optional:* Balloons or beach balls to represent the planets, if you'd like to use them instead of the paper cutouts
- *Optional:* Picture of a complete set of your "planets" (if you're using balloons or beach balls)

Music and Sound Effects:

- Upbeat music to use as kids enter and exit the room
- Fun instrumental music for the game

Large Group Visuals:

- Theme Loop Video
- Theme Background Slide
- Bottom Line Slide
- Memory Verse Slide
- Solar System Slide
- Planet Cutouts (printable)

What You Do:

- Download and print this week's tech sheet for everyone helping with Large Group.
- Download the slides and videos and have them ready to use.
- Download music from a resource such as iTunes® and have it ready to play.
- Decide how you want to create the solar system. You'll need to have a full set of planets for the number of groups that will play the game, plus extras. Options include:
 - Printing and cutting out the planets from the provided sheets and providing a posterboard for each group to tape their planets to.
 - Inflating balloons or beach balls of various colors to represent the planets. (You may also want to label them with the names of the planets.)
- Hide the "planets" around the room, scattered, mixed up, and in no particular order. If you're using the paper cutouts, tape them to the walls. If you only have two teams, you'll want to hide the "planets" well so it's a fun challenge. If you have more groups than that, it will probably be challenging enough for each group to just grab what they need. Additional ways to make it more fun and challenging include dimming the lights and adding additional fake-out planets (like Pluto!).

2. Worship

What You Need:

- Leader(s)

Large Group Visuals:

- *Live Loud* Video from *Get Reel*
- “Make a Move” Dance Moves Music Video

What You Do:

- Download the videos and have them ready to use.

3. Bible Story

What You Need:

- Leader

Large Group Visuals:

- Host Intro Video
- *252 Story* Video
- Host Outro Video

What You Do:

- Download the videos and have them ready to use.



WEEK
THREE
SEPTEMBER 2021

SMALL GROUP
K-5
STARTER

TODAY'S SUGGESTED SCHEDULE

NOTE: This version of the curriculum is designed especially for churches with fewer leaders and kids. You may want to use it if you have just one or two leaders and if you combine all your kids in both Large and Small Group time.

TODAY'S BIBLE STORY

Ain't No Stoppin' Us Now
Nehemiah and Sanballat
Nehemiah 2:19-20, 4, 6

TODAY'S BOTTOM LINE

Stay focused on what
needs to be done.

MONTHLY MEMORY VERSE

Work at everything you do with
all your heart. Work as if you
were working for the Lord.
Colossians 3:23a, NIV

MONTHLY LIFE APP

Initiative—Seeing what needs
to be done and doing it

BASIC TRUTH

I can trust God no matter what.

PRELUDE: Setting the tone for the experience

See the **Getting Ready** pages at the end of this document for a detailed description of what you'll need for today.

In the **Prelude** folder of your curriculum, you'll find a variety of other resources to help you prepare.

SMALL GROUP

15
MIN

SOCIAL: Providing time for fun interaction

Early Arriver
Opening Activity

LARGE GROUP

35
MIN

STORY: Communicating God's truth in engaging ways **WORSHIP: Inviting people to respond to God**

Welcome/Opener
Worship ("Working on Me" from *This Love* and "Make a Move" from *Make a Move* single)
Bible Story
Bottom Line
Prayer
Closer

SMALL GROUP

25
MIN

GROUPS: Creating a safe place to connect

Bible Story Review: Brick, Sword, Message
Application Activity: Space Dust
Memory Verse Activity: Inside the Lines
Prayer Activity: Pray and Dismiss

HOME: Prompting action beyond the experience

Parent Cue Card (Print or Email)
GodTime Devotional for Kids
Parent Cue App



WEEK
THREE
SEPTEMBER 2021

SMALL GROUP
K-5
STARTER

PRELUDE

SOCIAL

STORY

WORSHIP

GROUPS

HOME

PROVIDING TIME FOR FUN INTERACTION
15 MINUTES

MADE TO PLAY

an activity that encourages learning through following guidelines and/or working as a group



Before kids arrive, take a few moments to pray for them. Thank God for the opportunity to have conversations about something everyone struggles with every day: distractions! Pray that kids would understand the value of staying focused on the task at hand. Ask God to give them the discipline to resist distractions and stay focused on what they should do, with both big and small things.

TODAY'S BIBLE STORY

Ain't No Stoppin' Us Now
Nehemiah and Sanballat
Nehemiah 2:19-20, 4, 6

TODAY'S BOTTOM LINE

Stay focused on what needs to be done.

MONTHLY MEMORY VERSE

Work at everything you do with all your heart. Work as if you were working for the Lord.
Colossians 3:23a, NIV

MONTHLY LIFE APP

Initiative—Seeing what needs to be done and doing it

BASIC TRUTH

I can trust God no matter what.

1. EARLY ARRIVER

WHAT YOU NEED: Offering container, hand sanitizer, foil "moon rocks"

WHAT YOU DO:

- Greet kids by name as they arrive.
- Invite kids who brought offerings to put them in the offering container.
- Direct kids to use one pump of hand sanitizer.
- When at least four kids have arrived, start a game of "knee soccer."
- Use a "moon rock" as the ball.
- Choose two goal areas.
- Assign two kids to be the goalies.
- The other kids, and any who join later, will be the players.
- Explain the rules.
 - "Knee soccer" is played like regular soccer, except kids have to stay on their knees and use their hands to throw the ball between themselves and toward the goal.
 - The goalies can block the shots on the goal.
 - No one may stand up at any time.
 - No throwing the ball at anyone's face.
 - No kid may hold the ball for more than five seconds.
 - To make it easier to move, kids can crawl on hands and knees.
- Use more than one moon rock at once to keep the game interesting!



WEEK
THREE
SEPTEMBER 2021

SMALL GROUP
K-5
STARTER

PRELUDE

SOCIAL

STORY

WORSHIP

GROUPS

HOME

PROVIDING TIME FOR FUN INTERACTION
15 MINUTES

MADE TO MOVE

an activity that increases the oxygen in the brain and taps into the energy in the body



2. OPENING ACTIVITY

WHAT YOU NEED: No supplies needed

WHAT YOU DO:

- Ask kids to demonstrate who can pat their head with one hand while rubbing their stomach with the other.
- As time allows, challenge them to try other things.
- Move their right foot clockwise while drawing the number six with their right hand.
- Circle their head in one direction and their tongue in the other.
- Hold their arms straight above their head. Start making big shoulder circles forward with their dominant arm while making backwards circles with the other shoulder at the same time.
- Make the thumbs-up sign with one hand and point to it with the index finger on the other hand. Now switch those as fast as possible. See how quickly they can repeat this motion.

WHAT YOU SAY:

"The problem with these challenges is that our brains can't focus on doing both activities at the same time. **[Transition]** Let's go hear how splitting our focus can stop initiative in its tracks!"

Lead your group to the Large Group area.

TODAY'S BIBLE STORY

Ain't No Stoppin' Us Now

Nehemiah and Sanballat
Nehemiah 2:19-20, 4, 6

TODAY'S BOTTOM LINE

Stay focused on what
needs to be done.

MONTHLY MEMORY VERSE

Work at everything you do with
all your heart. Work as if you
were working for the Lord.

Colossians 3:23a, NIV

MONTHLY LIFE APP

Initiative—Seeing what needs
to be done and doing it

BASIC TRUTH

I can trust God no matter what.



WEEK
THREE
SEPTEMBER 2021

SMALL GROUP
K-5
STARTER

PRELUDE

SOCIAL

STORY

WORSHIP

GROUPS

HOME

CREATING A SAFE PLACE TO CONNECT
25 MINUTES

MADE TO PLAY

an activity that encourages learning through following guidelines and/or working as a group



* 1. BRICK, SWORD, MESSAGE [TALK ABOUT GOD | BIBLE STORY REVIEW]

WHAT YOU NEED: Masking tape path

WHAT YOU DO:

- Divide your group into two teams.
- Send the teams to different ends of the path.
- Teach the kids the hand signals for this game. (It's just like "Rock, Paper, Scissors.")
 - Brick (closed fist): beats sword, defeated by message
 - Sword (first two fingers upright, the rest curled in to palm): beats message, defeated by brick
 - Message (fingers extended, palm flat): beats brick, defeated by sword
- To play, instruct one kid from each side of the path to hop on one foot, one space at a time, until they meet.
- Once the kids meet, direct them to choose a hand signal and play a round of the hand signal game.
- Instruct the winner of the hand signal game to keep hopping toward the other side.
- Direct the other kid to run back to their team.
- Instruct the team who did not win to send out another kid as fast as possible to meet the oncoming winner.
- When the kid who won the hand signal game has either reached the other side or been beaten in another game, direct that team to send out another kid, hopping as before.
- Play as long as time allows.
- The winner is the team that gets the most kids to reach the end of the path.

WHAT YOU SAY:

"Our Bible Story last week told us about a big problem that was important enough to stop Nehemiah from working on the wall. But today, we heard about what was NOT worth losing focus over.

"Nehemiah had great initiative in solving problems and helping people, but he had no time for foolish rumors and fears. He could have been up and down those ladders every time someone handed him a new message from his enemies. But he did not. He recognized that all of the talk was a distraction from the real work of strengthening the people and their city.

"Have you ever gotten distracted by what someone else said or did? You want to be kind to your siblings, but they make a rude comment about your hair and you totally forget about kindness. You're working on patience, but a kid cuts in the lunch line and all that work stops while you try to step on the backs of their shoes to get back at them. You don't have to tell me exactly what, but have you ever been distracted by what someone else said or did? *(Invite kids to raise their hands—make sure yours is raised, too!)*

TODAY'S BIBLE STORY

Ain't No Stoppin' Us Now

Nehemiah and Sanballat
Nehemiah 2:19-20, 4, 6

TODAY'S BOTTOM LINE

Stay focused on what
needs to be done.

MONTHLY MEMORY VERSE

Work at everything you do with
all your heart. Work as if you
were working for the Lord.

Colossians 3:23a, NIV

MONTHLY LIFE APP

Initiative—Seeing what needs
to be done and doing it

BASIC TRUTH

I can trust God no matter what.



WEEK
THREE
SEPTEMBER 2021

SMALL GROUP
K-5
STARTER

PRELUDE

SOCIAL

STORY

WORSHIP

GROUPS

HOME

CREATING A SAFE PLACE TO CONNECT
25 MINUTES

(*1. BRICK, SWORD, MESSAGE, CONTINUED)

It's important to remember that those Life Apps we work on are worth sticking to! So when someone says or does something that makes that work tough, remember to **stay focused on what needs to be done.**"

Optional Discussion Questions for Older Kids

If you lead 4th, 5th, or 6th graders, consider asking these discussion questions:

- What are some ways you might get distracted when doing the following activities?
 - listening in class
 - reading a homework assignment
 - telling someone about Jesus
 - cleaning your room
 - memorizing a Bible verse
 - stepping out of your comfort zone and trying something new
 - praying
 - helping someone in your family
- What are some signals you can watch for that help you know when you are distracted?
- If you know that you will be easily distracted by something, what can you do to remind yourself to stay focused?



WEEK
THREE
SEPTEMBER 2021

SMALL GROUP
K-5
STARTER

PRELUDE

SOCIAL

STORY

WORSHIP

GROUPS

HOME

CREATING A SAFE PLACE TO CONNECT
25 MINUTES

MADE TO MOVE

an activity that increases the oxygen in the brain and taps into the energy in the body



2. SPACE DUST

[LIVE FOR GOD | APPLICATION ACTIVITY]

WHAT YOU NEED: Paper confetti or gift wrap filler, plastic cups, buckets

WHAT YOU DO:

- Play outside if the weather allows!
- Divide your group into two teams.
- Instruct both teams to stand on one side of the playing area.
- Put two empty buckets on the opposite side of the playing area.
- Place the paper confetti (or filler) equally in the remaining two buckets.
- Give each team one bucket filled with confetti and each team member a plastic cup.
- Direct kids to fill their cup with confetti and balance the cup on their head while walking to the far bucket. Then they pour the contents of their cup into the bucket and return to their team so the next kid can repeat.
- Play until all players have had a turn and the buckets that started out full are empty.
- The team with the most confetti in their far bucket, wins.
- Consider adding these rules:
 - Allow younger kids to hold the cup on their head with one hand.
 - If a cup falls off, nothing that fell out of it can be picked up, but kids can put it back on their head and keep walking.

TODAY'S BIBLE STORY

Ain't No Stoppin' Us Now

Nehemiah and Sanballat
Nehemiah 2:19-20, 4, 6

TODAY'S BOTTOM LINE

Stay focused on what
needs to be done.

MONTHLY MEMORY VERSE

Work at everything you do with
all your heart. Work as if you
were working for the Lord.

Colossians 3:23a, NIV

MONTHLY LIFE APP

Initiative—Seeing what needs
to be done and doing it

BASIC TRUTH

I can trust God no matter what.

WHAT YOU SAY:

"This game sure took focus! I'm glad there weren't a lot of distractions. What would have been the most distracting thing that could happen while you played this game? *(Let kids respond: a fire alarm going off, a stampede of elephants, a celebrity sighting, etc.)*

"We don't need anything like that to happen in our daily lives for us to get distracted from doing what needs to be done. When you have a chore or school assignment, what distracts you the most? *(Invite responses.)* Those are the times when you need to remember to **stay focused on what needs to be done.**

[Make It Personal] *(Share what distracts you from doing what needs to be done. Also talk about how you get distracted from loving people, serving others, developing patience, etc. Be sure to share hope—what helps you stay focused? A routine? Prayer? Accountability with friends or coworkers?)*

"See, everyone gets distracted at times. But that's one of the amazing things about God. He is with us all the time, and He is ready and willing to help us **stay focused on what needs to be done.** You can pray and ask for His help, then look around for what He sends—a friend to coach you through it, a plan to keep going, a parent who can help you work out a tough problem."



WEEK
THREE
SEPTEMBER 2021

SMALL GROUP
K-5
STARTER

PRELUDE

SOCIAL

STORY

WORSHIP

GROUPS

HOME

CREATING A SAFE PLACE TO CONNECT
25 MINUTES

MADE TO CREATE

an activity that explores ideas through the process of drawing, building, designing, and problem-solving



3. INSIDE THE LINES

[HEAR FROM GOD | MEMORY VERSE ACTIVITY]

WHAT YOU NEED: "Inside the Lines" Activity Pages, kid scissors, large cardstock or small posterboard, poster or tempera paint, paper plates, sponges, Bibles, wet wipes

WHAT YOU DO:

- Give each kid an "Inside the Lines" Activity Page and scissors.
- Direct the kids to carefully cut out the middle letters, making stencils of the memory verse reference.
 - Let kids decide how many letters they want to cut out. "Colossians" is a long word! If you have time, let older kids cut out as many letters as they can. Otherwise, kids can choose a few letters to cut out and then use the remaining letters to finish the verse reference, like a collage of letters.
- Let them open the Bibles to Colossians 3:23 and write the words of the verse on their poster. (NOTE: Have them end the verse at "Lord.") They can get creative with how they write the words, as long as the words are legible and in order.
- Help kids lay out their stencils on their posterboard or cardstock.
- Lay out the kids the paints, paper plates, and sponges.
- Invite the kids to choose their paint color, put a small puddle of it on a paper plate, and carefully sponge it over their stencil.
- When the paint dries, remove the stencils, and look at the verse.
- Invite the kids to use their sponges to decorate the space around the words if time allows.

WHAT YOU SAY:

"What would have happened if we used the sponges full of paint, but didn't have the stencils? Do you think Colossians 3:23 would be as clear as it is now? (Invite answers) The stencils focused the paint in one area so we could make the verse reference.

"What things in our lives are like a stencil, helping us focus? Think about routines, reminders, partners at school or on our teams, parents, teachers. (Let kids respond—like a parent who reminds them to stop playing video games and start working; a special table where they do their homework away from the TV; a partner who practices sports drills at recess; a reward system that helps them work toward a goal, etc.)

"There are a lot of ways to **stay focused on what needs to be done!** Don't forget to pray and ask God for help, especially when you're doing the hard work of loving people, helping others, being patient, or making peace. Those things need to be done as much as anything else in our lives, and they take the most focus!"

TODAY'S BIBLE STORY

Ain't No Stoppin' Us Now

Nehemiah and Sanballat
Nehemiah 2:19-20, 4, 6

TODAY'S BOTTOM LINE

Stay focused on what
needs to be done.

MONTHLY MEMORY VERSE

Work at everything you do with
all your heart. Work as if you
were working for the Lord.

Colossians 3:23a, NIV

MONTHLY LIFE APP

Initiative—Seeing what needs
to be done and doing it

BASIC TRUTH

I can trust God no matter what.



WEEK
THREE
SEPTEMBER 2021

SMALL GROUP
K-5
STARTER

PRELUDE

SOCIAL

STORY

WORSHIP

GROUPS

HOME

CREATING A SAFE PLACE TO CONNECT
25 MINUTES

MADE TO REFLECT

an activity that creates space
for personal processing
and application



4. PRAY AND DISMISS [PRAY TO GOD | PRAYER ACTIVITY]

WHAT YOU NEED: No supplies needed

WHAT YOU DO:

- Gather the group and review the hand signals for the game in "Brick, Sword, Message" Activity
 - Brick (closed fist): beats sword, defeated by message
 - Sword (first two fingers upright, the rest curled in to palm): beats message, defeated by sword
 - Message (fingers extended, palm flat): beats brick, defeated by sword
- Tell the group that the things Nehemiah tried to focus on were the wall and keeping his people safe, NOT the messages from his enemies because they were a distraction.
- Invite the kids to come up with hand signals that symbolize what their focus could be split by.
- Ask the kids to pray silently and ask God to show them which of these things need to be done this week—which of these things needs their focus and initiative.
- Close your group time in prayer.

WHAT YOU SAY:

"Dear God, thank You for giving us what we need to **stay focused on what needs to be done**. Please show us the important work You have for us this week. We love You, and we ask these things in Jesus' name. Amen."

As adults arrive to pick up, set the memory verse posters where families can pick them up.

TODAY'S BIBLE STORY

Ain't No Stoppin' Us Now
Nehemiah and Sanballat
Nehemiah 2:19-20, 4, 6

TODAY'S BOTTOM LINE

**Stay focused on what
needs to be done.**

MONTHLY MEMORY VERSE

**Work at everything you do with
all your heart. Work as if you
were working for the Lord.**
Colossians 3:23a, NIV

MONTHLY LIFE APP

**Initiative—Seeing what needs
to be done and doing it**

BASIC TRUTH

I can trust God no matter what.



WEEK
THREE
SEPTEMBER 2021

SMALL GROUP
K-5
STARTER

PRELUDE

SOCIAL

STORY

WORSHIP

GROUPS

HOME

GETTING READY

HERE'S EVERYTHING YOU NEED TO KNOW TO GET READY FOR THIS WEEK

SOCIAL: PROVIDING TIME FOR FUN INTERACTION (15 MINUTES)

Welcome kids and spend time engaging in conversation and catching up. Get ready to experience today's story.

(Choose one or both of these activities.)

1. EARLY ARRIVER

Made to Play: an activity that encourages learning through following guidelines and/or working as a group

WHAT YOU NEED:

- Offering container
- Hand sanitizer
- Sheets of foil crumpled into "moon rocks;" two or three for each small group

2. OPENING ACTIVITY

Made to Move: an activity that increases the oxygen in the brain and taps into the energy in the body

WHAT YOU NEED:

- No supplies needed

GROUPS: CREATING A SAFE PLACE TO CONNECT (25 MINUTES)

Create a safe place to connect and learn how the Bible story applies to real life experiences, through interactive activities and discussion questions.

(Choose as many of these activities as you like.)

* If you don't have time to do all these activities, be sure to do activity #1.

* 1. BRICK, SWORD, MESSAGE

[TALK ABOUT GOD | BIBLE STORY REVIEW]

Made to Play: an activity that encourages learning through following guidelines and/or working as a group

WHAT YOU NEED:

- Masking tape
 - Tape a long, winding path from one side of the small group area to the other.
 - Break this path into squares for "spaces" during the game. Make the spaces the appropriate size for the kids to hop on one foot between them.

2. SPACE DUST

[LIVE FOR GOD | APPLICATION ACTIVITY]

Made to Move: an activity that increases the oxygen in the brain and taps into the energy in the body

WHAT YOU NEED:

- Paper confetti or gift wrap filler
- Plastic cups; one for each kid
- Four buckets

3. INSIDE THE LINES

[HEAR FROM GOD | MEMORY VERSE ACTIVITY]

Made to Create: an activity that explores ideas through the process of drawing, building, designing, and problem-solving

WHAT YOU NEED:

- Print the "Inside the Lines" Activity Page on cardstock and cut apart; one for each kid. *Note: Kids will cut out the inside of some of the letters themselves, depending on their abilities.*
- Kid scissors; one for each kid
- Large pieces of cardstock or small posterboard; one for each kid
- Poster or tempera paint
- Paper plates
- Sponges
- Bibles
- Wet wipes for cleaning hands

4. PRAY AND DISMISS

[PRAY TO GOD | PRAYER ACTIVITY]

Made to Reflect: an activity that creates space for personal processing and application

WHAT YOU NEED:

- No supplies needed

HOME: PROMPTING ACTION BEYOND THE EXPERIENCE

- Print on cardstock or email this week's GodTime devotionals and Parent Cue cards.
- Tell parents about our additional family resource: **Parent Cue app.**

Today's Suggested Schedule—September 2021, Week 3

Note: This version of the curriculum is designed especially for churches with fewer leaders and kids. You may want to use it if you have just one or two leaders and if you combine all your kids in both Large and Small Group time.

Today's Bible Story: Ain't No Stoppin' Us Now (Nehemiah and Sanballat) • *Nehemiah 2:19-20, 4, 6*

Today's Bottom Line: Stay focused on what needs to be done.

Monthly Memory Verse: *Work at everything you do with all your heart. Work as if you were working for the Lord.* Colossians 3:23a (NIRV)

Monthly Life App: Initiative—Seeing what needs to be done and doing it

Basic Truth: I can trust God no matter what.

PRELUDE: Setting the tone for the experience

See the **Getting Ready** pages at the end of this document for a detailed description of what you'll need for today.

In the **Prelude** folder of your curriculum, you'll find a variety of other resources to help you prepare.

SMALL GROUP (15 minutes)

SOCIAL: Providing time for fun interaction

Early Arriver

Opening Activity

LARGE GROUP (25 minutes)

STORY: Communicating God's truth in engaging ways

WORSHIP: Inviting people to respond to God

Welcome/Opener

Worship ("Make a Move" from *Make a Move* single)

Bible Story

Closer / Bottom Line

Prayer

SMALL GROUP (25 minutes)

GROUPS: Creating a safe place to connect

Bible Story Review: Brick, Sword, Message

Application Activity: Space Dust

Memory Verse Activity: Inside the Lines

Prayer Activity: Pray and Dismiss

HOME: Prompting action beyond the experience

Parent Cue Card (print or email)

GodTime devotional for kids

Studio252.tv

Parent Cue App

LARGE GROUP: Story (20 minutes) • Worship (5 minutes)

Engage kids' hearts through a dynamic and interactive Bible story, worship, and prayer experience in a Large Group setting.

Today's Bible Story: Ain't No Stoppin' Us Now (Nehemiah and Sanballat) • *Nehemiah 2:19-20, 4, 6*

Today's Bottom Line: Stay focused on what needs to be done.

Monthly Memory Verse: *Work at everything you do with all your heart. Work as if you were working for the Lord.* Colossians 3:23a (NIRV)

Monthly Life App: Initiative—Seeing what needs to be done and doing it

Basic Truth: I can trust God no matter what.

AUDIO: *Play high-energy music as kids enter.*

VIDEO: *Theme Loop*

Leader enters, carrying the plastic bin with the beanbags.

OPENER

LEADER: "Hello, my fellow humans! I'm so glad to see you. We're having a great time this month as we find out what it means to take initiative. We're getting 'ready for launch' and learning how to boldly do what needs to be done! That's what initiative is all about.

"We don't have to let things just happen TO us. With God's help, we can take the initiative to lend a hand and make things better for the people AROUND us.

"We'll get started today with a fun game that will definitely take some initiative. I've got some asteroids here (*toss up a beanbag*) that could threaten Earth . . . and we've got to do something about it. The only solution is for us to toss them into a black hole (*toss a bag toward the board*)—never to be seen again. Well, until we pick them up and let the next person toss them, of course.

"We'll divide into two teams: the [color] team (*hold up that color beanbag*), and the [color] team (*hold up the other color beanbag*).

Drop the beanbags in two piles at the front of the line.

"When I point to you, go ahead and line up behind the tape line, behind the color I tell you.

Divide the kids into two teams by pointing to kids and telling them their color (alternating between the colors). As you point to the kids, they should get in line.

"All right! We have our teams. When it's your turn to toss, try to get the asteroid into the black hole (*point to the hole on the board*). Then head to the back of the line. We'll play for exactly one minute, and I'll keep track of how many asteroids each team can get in in that amount of time.

"Your team captains are [kid's name] and [kid's name]. (*Point to the first kid in line for each team.*) When your team is out of asteroids, I'll call your captain down to pick up your team's asteroids from the

board and bring them back to the front of the line so you can keep going. Remember, you need to take turns tossing—so one person from the [color] line, then one person from the [color] line, and so on. Make sense?

“All right, let’s launch those asteroids and see how many you can get in the black hole! Sixty seconds on the clock. On your mark, get set, GO!

VIDEO: Countdown (60-second version)

Stand near the dry erase board and keep tally of each team’s number of successful throws. Encourage the team captains to gather their team’s beanbags after the last one is thrown, then drop them at the front of the line.

When the countdown is over, count up the final scores and congratulate the winning team. Get the kids to help you collect the beanbags in the plastic bin.

VIDEO: Theme Loop

“Way to go, everyone! You successfully eliminated those asteroids from planet Earth. While you’re on your feet, let’s dance and sing as we worship God together!”

WORSHIP

LEADER: “Did you know that we can show people what God is like by the way we live each day? We can take initiative and show God’s love with the way we act, the way we speak, and the way we treat others. As the apostle Paul wrote in 1 Corinthians 10:31 (*NirV*), ‘So eat and drink and do everything else for the glory of God.’ With every move we make, we can point others to God. Let’s sing this song together and tell God that we want to make a move for Him!

VIDEO: “Make a Move” Dance Moves Music Video

“Great singing, everyone! You can have a seat.”

BIBLE STORY

VIDEO: Host Intro

VIDEO: 252 Story

VIDEO: Host Outro

CLOSER

SLIDE: Theme Background

LEADER: “We can learn something really important about initiative from Nehemiah and the rest of God’s people. We can . . .

SLIDE: Bottom Line

[Bottom Line] “stay focused on what needs to be done. Say that with me.”

LEADER and KIDS: **[Bottom Line]** “Stay focused on what needs to be done.”

LEADER: “Let’s talk to God and ask for His help, just like Nehemiah did!”

SLIDE: Theme Background

PRAY

LEADER: “Dear God, thank You for helping Nehemiah and the people stay focused and complete the job You gave them. There are so many things that could have distracted them—just like there are so many things that can distract US today. Please help each of us **[Bottom Line] stay focused on what needs to be done**—and give us the initiative to see things through to the end. We love You, and we pray these things in Jesus’ name. Amen.”

DISMISS

LEADER: “Let’s head to Small Group and talk about how we can stay focused—together!”

Dismiss kids to their small groups.

AUDIO: Play high-energy music as the kids exit.

VIDEO: Theme Loop

GETTING READY

Here's everything you need to know to get ready for this week.

STORY: Communicating God's truth in engaging ways (20 minutes)

WORSHIP: Inviting people to respond to God (5 minutes)

1. Opener/Closer

What You Need:

- Leader
- Beanbag toss/cornhole board (or black posterboard; see "What You Do")
- Black craft paper or cloth
- Beanbags in two different colors
- Plastic bin
- Masking or gaffer's tape
- Dry erase board and dry erase marker

Music and Sound Effects:

- Upbeat music to use as kids enter and exit the room
- Fun instrumental music to play during the game

Large Group Visuals:

- Theme Loop Video
- Countdown (60-second version)
- Theme Background Slide
- Bottom Line Slide

What You Do:

- Download and print this week's tech sheet for everyone helping with Large Group.
- Download the slides and videos and have them ready to use.
- Download music from a resource such as iTunes® and have it ready to play.
- If possible, borrow a board from a beanbag toss/cornhole game. Cover the board with black craft paper or cloth, and cut a hole in the paper/cloth to match the hole in the board. Secure the paper/cloth with tape.
- If you can't locate a board, you could use black posterboard instead (i.e. cut a large hole in the posterboard, and hang it up for kids to toss the beanbags through).
- Place the beanbags in the plastic bin.
- Practice tossing beanbags to determine the optimal distance. You want it to be possible for the kids to toss beanbags through the hole, but it shouldn't be TOO easy. Once you find the right distance, tape a line that the kids can stand behind.

2. Worship

What You Need:

- Leader(s)

Large Group Visuals:

- "Make a Move" Dance Moves Music Video

What You Do:

- Download the video and have it ready to use.

3. Bible Story

What You Need:

- Leader

Large Group Visuals:

- Host Intro Video
- 252 Story Video
- Host Outro Video

What You Do:

- Download the videos and have them ready to use.

Colossians 3:23

Colossians 3:23

Colossians 3:23

Colossians 3:23

What to Do:

Print on cardstock and cut apart. Provide one for each kid. *Note: Kids will cut out a few of the centers of the letters to make stencils.*

"Inside the Lines" Activity Page

September 2021, Week 3, K-5 Starter
©2021 The reThink Group, Inc. All rights reserved.



WEEK
FOUR
SEPTEMBER 2021

SMALL GROUP
K-5
STARTER

TODAY'S SUGGESTED SCHEDULE

NOTE: This version of the curriculum is designed especially for churches with fewer leaders and kids. You may want to use it if you have just one or two leaders and if you combine all your kids in both Large and Small Group time.

TODAY'S BIBLE STORY

I Just Want to Celebrate
The Wall Is Rebuilt
Nehemiah 3-4, 6:15-16, 8:1-17

TODAY'S BOTTOM LINE

Look for ways to celebrate
what God has done.

MONTHLY MEMORY VERSE

Work at everything you do with
all your heart. Work as if you
were working for the Lord.
Colossians 3:23a, NIV

MONTHLY LIFE APP

Initiative—Seeing what needs
to be done and doing it

BASIC TRUTH

I can trust God no matter what.

PRELUDE: Setting the tone for the experience

See the **Getting Ready** pages at the end of this document for a detailed description of what you'll need for today.

In the **Prelude** folder of your curriculum, you'll find a variety of other resources to help you prepare.

SMALL GROUP

15
MIN

SOCIAL: Providing time for fun interaction

Early Arriver
Opening Activity

LARGE GROUP

35
MIN

STORY: Communicating God's truth in engaging ways **WORSHIP: Inviting people to respond to God**

Welcome/Opener
Worship ("Make a Move" from *Make a Move* single and
"Thank You" from *This Love*)
Bible Story
Bottom Line
Prayer
Closer

SMALL GROUP

25
MIN

GROUPS: Creating a safe place to connect

Bible Story Review: Space Celebration Part 1
Application Activity: Space Celebration Part 2
Memory Verse Activity: Space Celebration Part 3
Prayer Activity: Pray and Dismiss

HOME: Prompting action beyond the experience

Parent Cue Card (Print or Email)
GodTime Devotional for Kids
Parent Cue App



WEEK
FOUR
SEPTEMBER 2021

SMALL GROUP
K-5
STARTER

PRELUDE

SOCIAL

STORY

WORSHIP

GROUPS

HOME

PROVIDING TIME FOR FUN INTERACTION
15 MINUTES

MADE TO CREATE

an activity that explores ideas through the process of drawing, building, designing, and problem-solving



Before kids arrive, take a few moments to pray for them. Thank God for all He has done for you and in the lives of your few. Ask God to give kids hearts of gratitude for the ways He has shown initiative toward us. Pray that kids would take the initiative this week to celebrate all that God has done for them.

TODAY'S BIBLE STORY

I Just Want to Celebrate

The Wall Is Rebuilt
Nehemiah 3–4, 6:15-16, 8:1-17

TODAY'S BOTTOM LINE

**Look for ways to celebrate
what God has done.**

MONTHLY MEMORY VERSE

**Work at everything you do with
all your heart. Work as if you
were working for the Lord.**
Colossians 3:23a, NIV

MONTHLY LIFE APP

**Initiative—Seeing what needs
to be done and doing it**

BASIC TRUTH

I can trust God no matter what.

1. EARLY ARRIVER

WHAT YOU NEED: Offering container, hand sanitizer, foil moon rocks, construction paper, tape, and coloring materials

WHAT YOU DO:

- Greet kids as they arrive and welcome them to Small Group.
- Invite any kid who brought an offering to put it in the offering container.
- Give each kid a moon rock.
- Set out the construction paper, tape, and coloring materials.
- Invite kids to decorate their moon rocks for a party. They can make hats for their moon rocks, clothes, etc. from the paper and tape.



WEEK
FOUR
SEPTEMBER 2021

SMALL GROUP
K-5
STARTER

PRELUDE

SOCIAL

STORY

WORSHIP

GROUPS

HOME

PROVIDING TIME FOR FUN INTERACTION
15 MINUTES

MADE TO IMAGINE

an activity that promotes empathy and facilitates concrete application through role-play and reenactment



2. OPENING ACTIVITY

WHAT YOU NEED: "Crazy Calendar" Activity Pages, pens or pencils, markers or crayons, fun stickers

WHAT YOU DO:

- Give each kid a "Crazy Calendar" Activity Page.
- Tell the kids to read the clues to figure out which holiday goes where and write the holiday on the calendar.
- Invite the kids to decorate their calendars with stickers once they've labelled them, and color certain holidays as directed.
- Be ready to help emerging readers with the younger version of the calendar.
- Set the finished calendars aside.

WHAT YOU SAY:

"I had no idea there were so many things to celebrate next month!

[Transition] Let's go to Large Group to hear about something we can celebrate all year round!"

Lead your group to the Large Group area.

TODAY'S BIBLE STORY

I Just Want to Celebrate

The Wall Is Rebuilt
Nehemiah 3-4, 6:15-16, 8:1-17

TODAY'S BOTTOM LINE

Look for ways to celebrate
what God has done.

MONTHLY MEMORY VERSE

Work at everything you do with
all your heart. Work as if you
were working for the Lord.

Colossians 3:23a, NIV

MONTHLY LIFE APP

Initiative—Seeing what needs
to be done and doing it

BASIC TRUTH

I can trust God no matter what.



WEEK
FOUR
SEPTEMBER 2021

SMALL GROUP
K-5
STARTER

PRELUDE

SOCIAL

STORY

WORSHIP

GROUPS

HOME

CREATING A SAFE PLACE TO CONNECT
25 MINUTES

MADE TO CREATE

an activity that explores ideas through the process of drawing, building, designing, and problem-solving



* 1. SPACE CELEBRATION PART 1

[TALK ABOUT GOD | BIBLE STORY REVIEW]

WHAT YOU NEED: Shelter materials, paper tablecloth or long roll of craft paper, and coloring materials; *(optional)* magazines or grocery store flyers with pictures of food; scissors; tape or glue sticks; and snacks **If providing snacks, be aware of food allergies in your group.

TODAY'S BIBLE STORY

I Just Want to Celebrate

The Wall Is Rebuilt
Nehemiah 3–4, 6:15-16, 8:1-17

TODAY'S BOTTOM LINE

Look for ways to celebrate
what God has done.

MONTHLY MEMORY VERSE

Work at everything you do with
all your heart. Work as if you
were working for the Lord.

Colossians 3:23a, NIV

MONTHLY LIFE APP

Initiative—Seeing what needs
to be done and doing it

BASIC TRUTH

I can trust God no matter what.

WHAT YOU DO:

- Build a shelter using the shelter materials—as outlined in Getting Ready.
- Gather the kids in the shelter.
- Roll out the paper tablecloth or craft paper on the floor.
- Direct the kids to use the coloring materials (or the optional food pictures) to create a celebration feast on the “table.”
 - Instruct the kids to draw plates, cups, and utensils on the table.
 - Remind kids to draw food, as well, if you’re not using food pictures from magazines.
 - Encourage the kids to decorate the tablecloth with pictures of flowers, centerpieces, candles, or other “fancy” touches.
- Once the table has been prepared, gather around the table for discussion.
- *(Optional)* Serve your group a snack to celebrate.

WHAT YOU SAY:

“What a feast! What were God’s people celebrating in our Bible story today?
(finishing the wall and the holiday of Sukkot)

“God’s people had built the wall and gates in 52 days! That’s amazing. Nehemiah knew that it wasn’t just the people’s hard work that had gotten the wall built. God had seen them through, just like Nehemiah said He would when they started!

“So Nehemiah and the rest of God’s people gathered to honor God and listen to Ezra and the priests share God’s Word. As the people listened, they became sad. Do you remember why? *(They realized that they hadn’t been following God very well—even though He had done so many good things for them.)*

“But Ezra and Nehemiah told the people not to be sad. Why? *(because that day was a holy day to celebrate what God had done)*

“That’s right! It was Sukkot or the Feast of Booths! It was time to celebrate, not to be sad! Nehemiah and Ezra reminded God’s people to **look for ways to celebrate what God has done**. They told the people to build shelters, just like you guys have! And to celebrate the Feast of Booths.



WEEK
FOUR
SEPTEMBER 2021

SMALL GROUP
K-5
STARTER

PRELUDE

SOCIAL

STORY

WORSHIP

GROUPS

HOME

CREATING A SAFE PLACE TO CONNECT
25 MINUTES

(*1. SPACE CELEBRATION PART 1, CONTINUED)

[Make it Personal] *(Share a time in your life when you found comfort in remembering what God has done—for you, your family, or His people—even in challenging circumstances.)*

“God has done so much for us, and He is still working every day. There is always something to celebrate when we’re following Jesus. So keep your eyes open and **look for ways to celebrate what God has done.**” *(If you’re serving snacks, hold them up here like a toast as you repeat the Bottom Line.)*



WEEK
FOUR
SEPTEMBER 2021

SMALL GROUP
K-5
STARTER

PRELUDE

SOCIAL

STORY

WORSHIP

GROUPS

HOME

CREATING A SAFE PLACE TO CONNECT
25 MINUTES

MADE TO MOVE

an activity that increases the oxygen in the brain and taps into the energy in the body



2. SPACE CELEBRATION PART 2 [LIVE FOR GOD | APPLICATION ACTIVITY]

WHAT YOU NEED: Music player or phone app to play upbeat worship music, at least one foil moon rock from "Early Arriver"

WHAT YOU DO:

- Instruct kids to sit in a circle. (Ideally inside your shelter if space allows!)
- Give the moon rock to one kid.
- Start the music.
- While the music plays, direct the kids to pass the moon rock around the circle.
- Stop the music abruptly.
- Instruct the kid holding the moon rock to say one thing they can celebrate today. (It can be something from the Bible story, something God has done or given them, etc.)
- To vary the game, pretend to play on different planets where the gravity is different.
 - On the moon, the rock would feel super lightweight and the kids could pass it quickly.
 - On Jupiter, the rock would feel so heavy the kids would have to pass it around with two hands and drag it a little on the ground.
- For older kids, introduce a rule that there can be "no repeats". Kids have to come up with something new to celebrate that hasn't been said before.

TODAY'S BIBLE STORY

I Just Want to Celebrate

The Wall Is Rebuilt
Nehemiah 3–4, 6:15-16, 8:1-17

TODAY'S BOTTOM LINE

Look for ways to celebrate what God has done.

MONTHLY MEMORY VERSE

Work at everything you do with all your heart. Work as if you were working for the Lord.

Colossians 3:23a, NIV

MONTHLY LIFE APP

Initiative—Seeing what needs to be done and doing it

BASIC TRUTH

I can trust God no matter what.

WHAT YOU SAY:

"Wow! What a great way to **look for ways to celebrate what God has done!** I liked that we all had something special and unique to share. *(Repeat a few of these to the group.)* I don't know that I would have thought of some of these things on my own.

"This story all month has had a lot of ups and downs. The walls were ruined, then Nehemiah led the people to rebuild them. The people were excited about rebuilding the walls, except when they were starving. The people's enemies were making fun of them, but Nehemiah ignored them. The wall was finished, but the people realized how far they'd wandered from God.

"All of this over 52 days! Have you ever had a time in your life that felt like that—kind of like a rollercoaster? *(Invite answers but be sensitive to kids who might have special challenges or difficult circumstances.)*

"Nehemiah and Ezra knew that the best thing to do when life seems topsy-turvy is focus on God. They reminded the people that they could always **look for ways to celebrate what God has done.** And we can do the same thing God's people did in our Bible story."



WEEK
FOUR
SEPTEMBER 2021

SMALL GROUP
K-5
STARTER

PRELUDE

SOCIAL

STORY

WORSHIP

GROUPS

HOME

CREATING A SAFE PLACE TO CONNECT
25 MINUTES

Optional Discussion Questions for Older Kids

If you lead 4th, 5th, or 6th graders, consider asking these discussion questions:

- When is it easy to **look for ways to celebrate what God has done**?
- When is it really difficult to **look for ways to celebrate what God has done**?
- How do you like to celebrate what God has done? Have you ever taken time to do that? If not, how could you make sure you do that this week?



WEEK
FOUR
SEPTEMBER 2021

SMALL GROUP
K-5
STARTER

PRELUDE

SOCIAL

STORY

WORSHIP

GROUPS

HOME

CREATING A SAFE PLACE TO CONNECT
25 MINUTES

MADE TO PLAY

an activity that encourages learning through following guidelines and/or working as a group



3. SPACE CELEBRATION PART 3

[HEAR FROM GOD | MEMORY VERSE ACTIVITY]

WHAT YOU NEED: "Blast Off and Base Station" Activity Pages, "Verse Words" Activity Page cards, masking tape, Bibles, (optional) small pieces of rope or paracord if you don't want your kids to hold hands.

WHAT YOU DO:

- Tape the "Base Station!" sign on the shelter you made.
- Tape the "Blast Off!" sign as far away as possible in your small group area.
- Instruct the group to line up at the Base Station.
- Give each kid a "Verse Word" card to wear as their badge and a piece of masking tape.
- Direct the kids to tape their "Verse Word" to their shirts.
- Explain that the goal is to get to Base Station and back (after going to Blast Off!) with the verse words in order, without breaking their tether.
 - The tether is either hand-holding or the small pieces of rope provided.
- The kid who has the first word goes first, taking a step towards Base Station, then holding one hand of the kid with the second word to "tether" them.
- The second kid stays tethered to the first with one hand then stands closer to the Base Station.
- The kid with the third part takes the hand of the first kid, then the second kid, to stand even closer to Base Station.
- At the end of the verse, the first kid has to move "tethered" up the line to stand next to the last verse word kid. If this is at Base Station, great, if not, keep going!
- Essentially, kids are inching closer and closer to Base Station, one kid at a time, while staying tethered together, like astronauts would be in a spacewalk.
- When the whole group has made it to Base Station and back to Blast Off, the game is done!

WHAT YOU SAY:

"You needed to work together to get safely to Base Station and back. One of the things about initiative is that it never stops. You need initiative for the Blast Off stage, the traveling stage, the building of the Base Station, and the journey back home. Then it starts all over again!

"Do you think that sounds tiring? (*Invite responses.*) Me, too! I think that's why our verse reminds us that we're really working for God. When we see a job that needs doing and we do it, we're showing that we are ready to help with God's good plan for the world.

"God is always at work. When we show initiative and do hard work, we remind everyone around us that God is working in everything, even when we can't see it. That's why we have to **look for ways to celebrate what God has done.**"

TODAY'S BIBLE STORY

I Just Want to Celebrate

The Wall Is Rebuilt
Nehemiah 3-4, 6:15-16, 8:1-17

TODAY'S BOTTOM LINE

Look for ways to celebrate
what God has done.

MONTHLY MEMORY VERSE

Work at everything you do with
all your heart. Work as if you
were working for the Lord.

Colossians 3:23a, NIV

MONTHLY LIFE APP

Initiative—Seeing what needs
to be done and doing it

BASIC TRUTH

I can trust God no matter what.



WEEK
FOUR
SEPTEMBER 2021

SMALL GROUP
K-5
STARTER

PRELUDE

SOCIAL

STORY

WORSHIP

GROUPS

HOME

CREATING A SAFE PLACE TO CONNECT
25 MINUTES

MADE TO REFLECT

an activity that creates space
for personal processing
and application



4. PRAY AND DISMISS [PRAY TO GOD | PRAYER ACTIVITY]

WHAT YOU NEED: Shelter from "Space Celebration Part 1" Activity

WHAT YOU DO:

- Gather kids in the shelter.
- Tell the kids that the Jewish people, who are Nehemiah's descendants, still celebrate Sukkot—the Feast of Booths—today. And when they do, they pray a special prayer.
- Instruct the kids to repeat after you to pray this prayer that's similar to a traditional prayer of Sukkot below.

WHAT YOU SAY:

"Blessed are You, our God (pause), Who has kept us alive (pause), (pause) sustained us, (pause) and brought us to this season (pause). Help us, today and always, (pause) to look for ways to celebrate what God has done. (Pause.) Amen.

"I can't wait to hear how you learned to **look for ways to celebrate what God has done.**"

As adults arrive to pick up, invite them to check out your shelter and celebration meal. Make sure kids take home their Crazy Calendars and "moon rocks."

TODAY'S BIBLE STORY

I Just Want to Celebrate

The Wall Is Rebuilt
Nehemiah 3–4, 6:15–16, 8:1–17

TODAY'S BOTTOM LINE

**Look for ways to celebrate
what God has done.**

MONTHLY MEMORY VERSE

**Work at everything you do with
all your heart. Work as if you
were working for the Lord.**

Colossians 3:23a, NIV

MONTHLY LIFE APP

**Initiative—Seeing what needs
to be done and doing it**

BASIC TRUTH

I can trust God no matter what.



WEEK
FOUR
SEPTEMBER 2021

SMALL GROUP
K-5
STARTER

PRELUDE

SOCIAL

STORY

WORSHIP

GROUPS

HOME

GETTING READY

HERE'S EVERYTHING YOU NEED TO KNOW TO GET READY FOR THIS WEEK

SOCIAL: PROVIDING TIME FOR FUN INTERACTION (15 MINUTES)

Welcome kids and spend time engaging in conversation and catching up. Get ready to experience today's story.

(Choose one or both of these activities.)

1. EARLY ARRIVER

Made to Create: an activity that explores ideas through the process of drawing, building, designing, and problem-solving

WHAT YOU NEED:

- Offering container
- Hand sanitizer
- Sheets of foil crumpled into "moon rocks;" one for each kid
- Construction paper
- Tape
- Coloring materials

2. OPENING ACTIVITY

Made to Imagine: an activity that promotes empathy and facilitates concrete application through role-play and reenactment

WHAT YOU NEED:

- Print the "Crazy Calendar" Activity Page on paper (according to the average age of your group), one for each kid. *NOTE: The international "Crazy Calendar" has different instructions. See Activity Page.*
- Pens or pencils
- Markers or crayons
- Fun stickers (back to school, football, fall, random foods)

GROUPS: CREATING A SAFE PLACE TO CONNECT (25 MINUTES)

Create a safe place to connect and learn how the Bible story applies to real life experiences, through interactive activities and discussion questions.

(Choose as many of these activities as you like.)

** If you don't have time to do all these activities, be sure to do activity #1.*

* 1. SPACE CELEBRATION PART 1

[TALK ABOUT GOD | BIBLE STORY REVIEW]

Made to Create: an activity that explores ideas through the process of drawing, building, designing, and problem-solving

WHAT YOU NEED:

- Shelter materials; for the easiest option, use a couple tables and tablecloth and gather your group underneath. (*Don't set up your shelter until after Large Group—the kids will be part of the set up for this activity.*)
 - Other options for creating shelter materials:
 - an outdoor tent
 - decorate large cardboard boxes as walls
 - hang bedsheets or tablecloths from the ceiling
- Paper tablecloth or long roll of craft paper
- Coloring materials
- (Optional) Magazines or grocery store flyers with pictures of food; scissors; tape or glue sticks; snacks

2. SPACE CELEBRATION PART 2

[LIVE FOR GOD | APPLICATION ACTIVITY]

Made to Move: an activity that increases the oxygen in the brain and taps into the energy in the body

WHAT YOU NEED:

- Music player or phone app to play upbeat worship music
- At least one foil moon rock from "Early Arriver"

3. SPACE CELEBRATION PART 3

[HEAR FROM GOD | MEMORY VERSE ACTIVITY]

Made to Play: an activity that encourages learning through following guidelines and/or working as a group

WHAT YOU NEED:

- Print the "Blast Off and Base Station" Activity Pages; one set for each small group
- Print the "Verse Words" Activity Page on paper and cut apart; one set for each small group
- Bibles
- Masking tape
- (Optional) Small pieces of rope or paracord to avoid kids holding hands



WEEK
FOUR
SEPTEMBER 2021

SMALL GROUP
K-5
STARTER

PRELUDE

SOCIAL

STORY

WORSHIP

GROUPS

HOME

GETTING READY

HERE'S EVERYTHING YOU NEED TO KNOW TO GET READY FOR THIS WEEK

4. PRAY AND DISMISS

[PRAY TO GOD | PRAYER ACTIVITY]

Made to Reflect: an activity that creates space for personal processing and application

WHAT YOU NEED:

- Shelter from "Space Celebration Part 1" Activity

HOME: PROMPTING ACTION BEYOND THE EXPERIENCE

- Print on cardstock or email this week's GodTime devotionals and Parent Cue cards.
- Tell parents about our additional family resource: **Parent Cue app.**

Today's Suggested Schedule—September 2021, Week 4

Note: This version of the curriculum is designed especially for churches with fewer leaders and kids. You may want to use it if you have just one or two leaders and if you combine all your kids in both Large and Small Group time.

Today's Bible Story: I Just Want to Celebrate (The Wall Is Rebuilt) • *Nehemiah 3–4, 6:15-16, 8:1-17*

Today's Bottom Line: Look for ways to celebrate what God has done.

Monthly Memory Verse: *Work at everything you do with all your heart. Work as if you were working for the Lord.* Colossians 3:23a (NIRV)

Monthly Life App: Initiative—Seeing what needs to be done and doing it

Basic Truth: I can trust God no matter what.

PRELUDE: Setting the tone for the experience

See the **Getting Ready** pages at the end of this document for a detailed description of what you'll need for today.

In the **Prelude** folder of your curriculum, you'll find a variety of other resources to help you prepare.

SMALL GROUP (15 minutes)

SOCIAL: Providing time for fun interaction

Early Arriver

Opening Activity

LARGE GROUP (25 minutes)

STORY: Communicating God's truth in engaging ways

WORSHIP: Inviting people to respond to God

Welcome/Opener

Worship ("Make a Move" from *Make a Move* single)

Bible Story

Closer / Bottom Line

Prayer

SMALL GROUP (25 minutes)

GROUPS: Creating a safe place to connect

Bible Story Review: Space Celebration Part 1

Application Activity: Space Celebration Part 2

Memory Verse Activity: Space Celebration Part 3

Prayer Activity: Pray and Dismiss

HOME: Prompting action beyond the experience

Parent Cue Card (print or email)

GodTime devotional for kids

Studio252.tv

Parent Cue App

LARGE GROUP: Story (20 minutes) • Worship (5 minutes)

Engage kids' hearts through a dynamic and interactive Bible story, worship, and prayer experience in a Large Group setting.

Today's Bible Story: I Just Want to Celebrate (The Wall Is Rebuilt) • *Nehemiah 3–4, 6:15-16, 8:1-17*

Today's Bottom Line: Look for ways to celebrate what God has done.

Monthly Memory Verse: *Work at everything you do with all your heart. Work as if you were working for the Lord.* Colossians 3:23a (NIRV)

Monthly Life App: Initiative—Seeing what needs to be done and doing it

Basic Truth: I can trust God no matter what.

AUDIO: *Play high-energy music as kids enter.*

VIDEO: *Theme Loop*

Leader enters.

OPENER

LEADER: "Greetings, earthlings! It's been a great month so far at [your environment's name]. We're finding out how we can boldly do what needs to be done . . . with initiative!

"God can help us take initiative so we notice the things around us that aren't quite right or the people who need our help. And we don't just SEE those things. We do something about them! We lend a hand. We make things better. We show God's love in everything we do and say.

"To kick off our time today, I thought we could have some fun with our very own SPACE-lebration. See what I did there?

"We have four games to play during our space party, so we'll orbit around the room to play! First, let's divide into two teams—the [color] team and the [color] team.

Divide the group into two teams, making sure to evenly divide among ages. Have the teams line up in two different lines, next to station #1.

"At each station, only one person from each team can go at a time. When that person is finished, the next person in line goes, and so on.

Move around the room to each station. Explain how to play each game and demonstrate as you explain.

"We'll start here with station number one. As you're probably aware, there's no gravity in space. Which means you're weightless! It's a weird sensation, and we'll get a taste of it with this 'weightless race.' First, you'll pick up a spoon and close your eyes—no peeking! While your eyes are closed, you'll attempt to pick up a cotton ball, carry it to your team's bucket, and drop it in. It doesn't SEEM hard, but when you can't tell how much something weighs, it's tricky! At the end of the race, we'll see which team got the most cotton balls in their bucket.

“One you’ve tried to drop in your cotton ball, you’ll come over here to station number two—the ‘moon rock bounce.’ Here you’ll try to transport a moon rock (*hold up a balloon*) from one side of the moon—I mean room—to the other. Just grab a balloon, start at either line, and bounce your balloon all the way to the other line. You can hit your moon rock in the air, but it can’t hit the ground. If it does, bring it back to the starting line and try again. As soon as you make it across, move on to station number three.

“Station number three is the ‘Saturn ring toss,’ where you’ll pick up a ring (*hold up a hula hoop*), stand behind the line, and attempt to throw the ring around Saturn (*point to the beach ball*). Each person will get two chances to try to land a ring.

“Lastly, we’ll finish up with station number four, the ‘rocket ship portal.’ You’ll make a paper rocket like this (*hold up the completed paper airplane*), with paper in your team’s color. Then stand behind the line, launch your rocket, and try to get it through this portal (*point to the hanging hula hoop*). There’s no need to wait your turn here at station number four. Once you get here, go ahead and make your rocket and launch it. If you see someone who needs help folding, go ahead and help them.

“When all of you have finished all four stations, I’ll tally the points, and we’ll find out which team is victorious. Let’s go—starting off with [kid’s name] and [kid’s name] in the weightlessness race! (*Reference the first two kids in line.*) Three . . . two . . . one . . . blast off!

AUDIO: Fun instrumental music

Comment on the action, encouraging the kids as they complete each section. Remind them of the rules if necessary.

When everyone has completed all four stations, add up the teams’ points. Count the number of cotton balls in each team’s bucket from station #1. Ask the kids to raise their hands if they landed a ring around Saturn at station #3, and if they got their rocket through the hoop at station #4. Add these numbers together on the dry erase board and come up with the final point totals for both teams. (Don’t worry about being too exact on this; just keep it moving.) Congratulate the winning team.

“Amazing, everyone! That was out of this world! You saw what needed to be done at all of those stations, and you got . . . it . . . done. Talk about initiative! Stay on your feet, because now it’s time for us to sing to God and celebrate His love.”

WORSHIP

LEADER: “When we take initiative, we can jump into action and do what God has called us to do. It’s like what Paul wrote in our memory verse, Colossians 3:23. Say it with me.”

SLIDE: Memory Verse

LEADER and KIDS: “Work at everything you do with all your heart. Work as if you were working for the Lord.” (Colossians 3:23, NIV)

LEADER: “Let’s sing this song together and tell God that that’s exactly what we’re going to do—make a move and live for Him!

VIDEO: “Make a Move” Dance Moves Music Video

“It’s so fun to sing and celebrate God with you! You can have a seat.”

BIBLE STORY

VIDEO: Host Intro

VIDEO: 252 Story

VIDEO: Host Outro

CLOSER

SLIDE: Theme Background

LEADER: “God is always there to help us make wise choices, give us strength when we need it, and help us make things right with other people. He has a good plan for our lives. **[Basic Truth] We can trust Him no matter what!**

“Remember . . .

SLIDE: Bottom Line

[Bottom Line] “Look for ways to celebrate what God has done. Say that with me.”

LEADER and KIDS: **[Bottom Line]** “Look for ways to celebrate what God has done.”

LEADER: “Let’s talk to God right now and thank Him for being so good to us.”

SLIDE: Theme Background

PRAY

LEADER: “Dear God, thank You for all that You’ve done for us! First of all, You made us, and You love us. You sent Your Son to die for us so we could live with You forever. Then there are all the wonderful things You’ve done for each of us individually in this room. You’ve given us family and friends, a roof over our heads, food to eat, and clothes to wear. You’ve given us a purpose and a good plan for our lives. We could start celebrating all that You’ve done now, and never stop. We are so thankful! We love You, and we pray these things in Jesus’ name. Amen.”

DISMISS

LEADER: “There’s SO much that we can celebrate when we take the initiative to look for it. In fact, we can talk about that some more in Small Group. Let’s go!”

Dismiss kids to their small groups.

AUDIO: Play high-energy music as the kids exit.

VIDEO: Theme Loop

GETTING READY

Here's everything you need to know to get ready for this week.

STORY: Communicating God's truth in engaging ways (20 minutes)

WORSHIP: Inviting people to respond to God (5 minutes)

1. Opener/Closer

What You Need:

- Leader
- For station #1 (weightless race):
 - Table
 - Pile of cotton balls, at least one cotton ball for each kid
 - Plastic spoons, one for each kid
 - Two buckets, ideally in the two teams' colors
- For station #2 (moon rock bounce):
 - Two tape lines
 - Lots of balloons (inflated with air)
- For station #3 (Saturn ring toss):
 - Beach ball
 - A few hula hoops
 - Tape line for the kids to stand behind
- For station #4 (rocket ship portal)
 - Blank sheets of paper, at least one sheet for each kid; ideally with half of the paper in each of the two team colors
 - Hula hoop suspended from the ceiling or against the wall
 - Tape line for the kids to stand behind
- Dry erase board and dry erase marker

Music and Sound Effects:

- Upbeat music to use as kids enter and exit the room
- Fun instrumental music

Large Group Visuals:

- Theme Loop Video
- Theme Background Slide
- Bottom Line Slide

What You Do:

- Download and print this week's tech sheet for everyone helping with Large Group.
- Download the slides and videos and have them ready to use.
- Download music from a resource such as iTunes® and have it ready to play.

2. Worship

What You Need:

- Leader(s)

Large Group Visuals:

- Memory Verse Slide
- “Make a Move” Dance Moves Music Video

What You Do:

- Download the slide and video and have them ready to use.

3. Bible Story

What You Need:

- Leader

Large Group Visuals:

- Host Intro Video
- 252 Story Video
- Host Outro Video

What You Do:

- Download the videos and have them ready to use.

OCTOBER 2021

SUNDAY	MONDAY	TUESDAY	WEDNESDAY	THURSDAY	FRIDAY	SATURDAY
26	27	28	29	30	1	2
3	4	5	6	7	8	9
10	11	12	13	14	15	16
17	18	19	20	21	22	23
24	25	26	27	28	29	30
31						

National Smile Day is the very first holiday in October! Put it on the first day of the month. Draw a picture of a great big smile!

October 4th is **National Taco Day!** Draw how many tacos you plan to eat at one time. Farmer's Day is October 12. What's your favorite fruit for vegetable? Draw those all over this date.

October 16 celebrates a special animal with whiskers, a long tail, and a furry face. It's **Global Cat Day!** Give this square on the calendar a cute kitty face.

Three days later is **New Friend's Day!** Draw a place where you could make a new friend on that day.

October 25 is **National Pasta Day**—draw a heaping mountain of spaghetti that you can climb on!

Do you like Candy Corn, or is it your least favorite fall sweet? Color October 30 orange, yellow, and white in honor of **National Candy Corn** day!

OCTOBER 2021

SUNDAY	MONDAY	TUESDAY	WEDNESDAY	THURSDAY	FRIDAY	SATURDAY
26	27	28	29	30	1	2
3	4	5	6	7	8	9
10	11	12	13	14	15	16
17	18	19	20	21	22	23
24	25	26	27	28	29	30
31						

National Smile Day is the very first holiday in October! Put it on the first day of the month. Draw a picture of a great big smile!

The first Sunday in October is **National Kevin Day**—find a Kevin to high-five.

National Taco Day is eight days before Farmer's Day. Find the date and draw how many tacos you plan to eat at one time.

Farmer's Day is October 12. What's your favorite fruit for vegetable? Draw those all over this date.

The day after Farmer's Day is **National Fossil Day**. Draw a dinosaur!

Three days after Farmer's Day is the celebration for **all things mathematics**! Jazz up that square with some equations.

October 16 celebrates a special animal with whiskers, a long tail, and a furry face. It's **Global Cat Day**! Give this square on the calendar a cute kitty face.

Three days after Global Cat Day is **New Friend's Day**! Draw a place where you could make a new friend on that day.

World Pasta Day is the Monday before Candy Corn Day! Draw a heaping mountain of spaghetti that you can climb on!

Do you like candy corn, or is it your least favorite fall sweet? Color October 30 orange, yellow, and white in honor of **National Candy Corn day**!

OH, NO! Somehow we forgot **National Apple Day**—it's the Thursday before World Pasta Day. Find the date and draw it green or red, depending on your favorite apple.

OH, NO AGAIN! We need to add **National Pumpkin Day**! It's one day less than two weeks after National Fossil Day.

OCTOBER 2021


SUNDAY	MONDAY	TUESDAY	WEDNESDAY	THURSDAY	FRIDAY	SATURDAY
26	27	28	29	30	1	2
3	4	5	6	7	8	9
10	11	12	13	14	15	16
17	18	19	20	21	22	23
24	25	26	27	28	29	30
31						

What to Do:

In the blank space on this page, write or print some clues for fun and crazy holidays wherever you live. Print one for each kid.

"Crazy Calendar, International Version"

September 2021, Week 4, K-5 Starter
©2021 The reThink Group, Inc. All rights reserved.



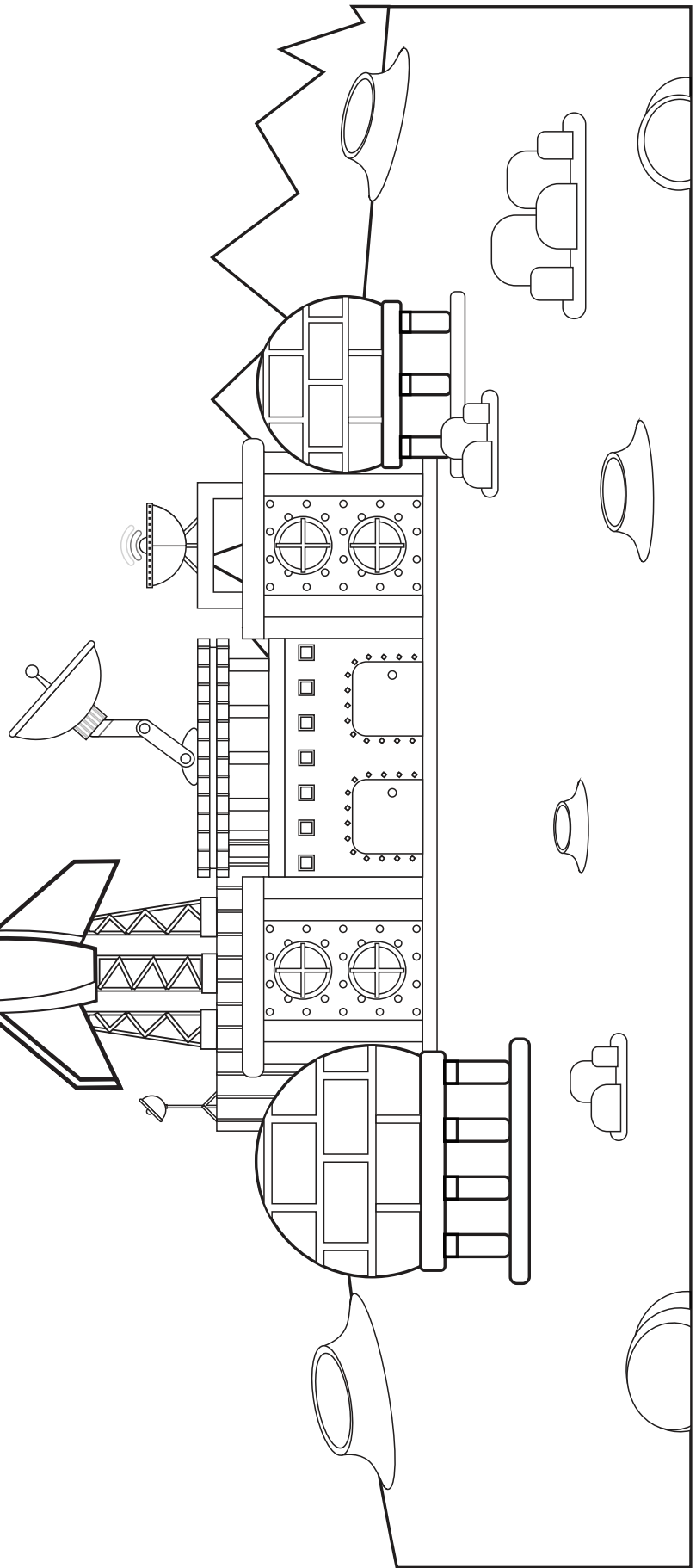
What to Do:

Print one set for each small group.

"Blast Off and Base Station" Activity Page

September 2021, Week 4, K-5 Starter
©2021 The reThink Group, Inc. All rights reserved.

BASE STATION



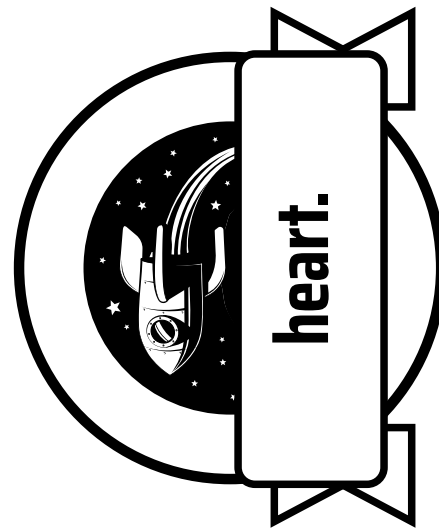

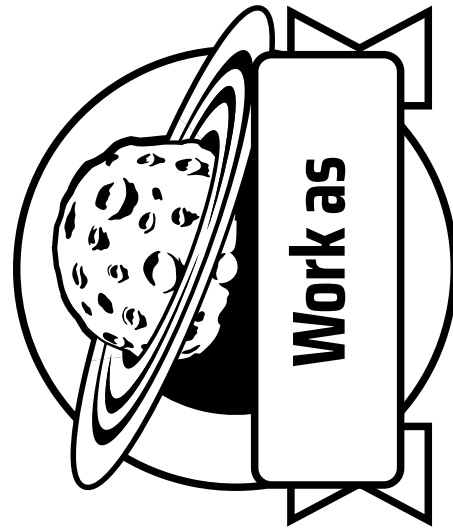
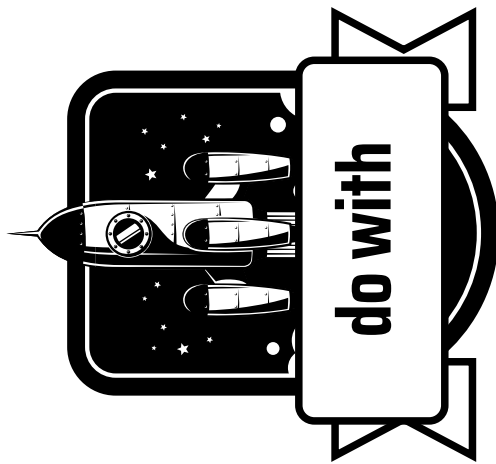


What to Do:

Print one set for each small group.

"Blast Off and Base Station" Activity Page

September 2021, Week 4, K-5 Starter
©2021 The reThink Group, Inc. All rights reserved.







What to Do:



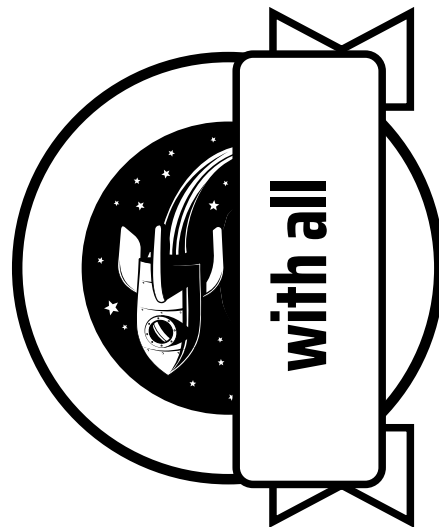



Print and cut apart. Provide one set for each small group.

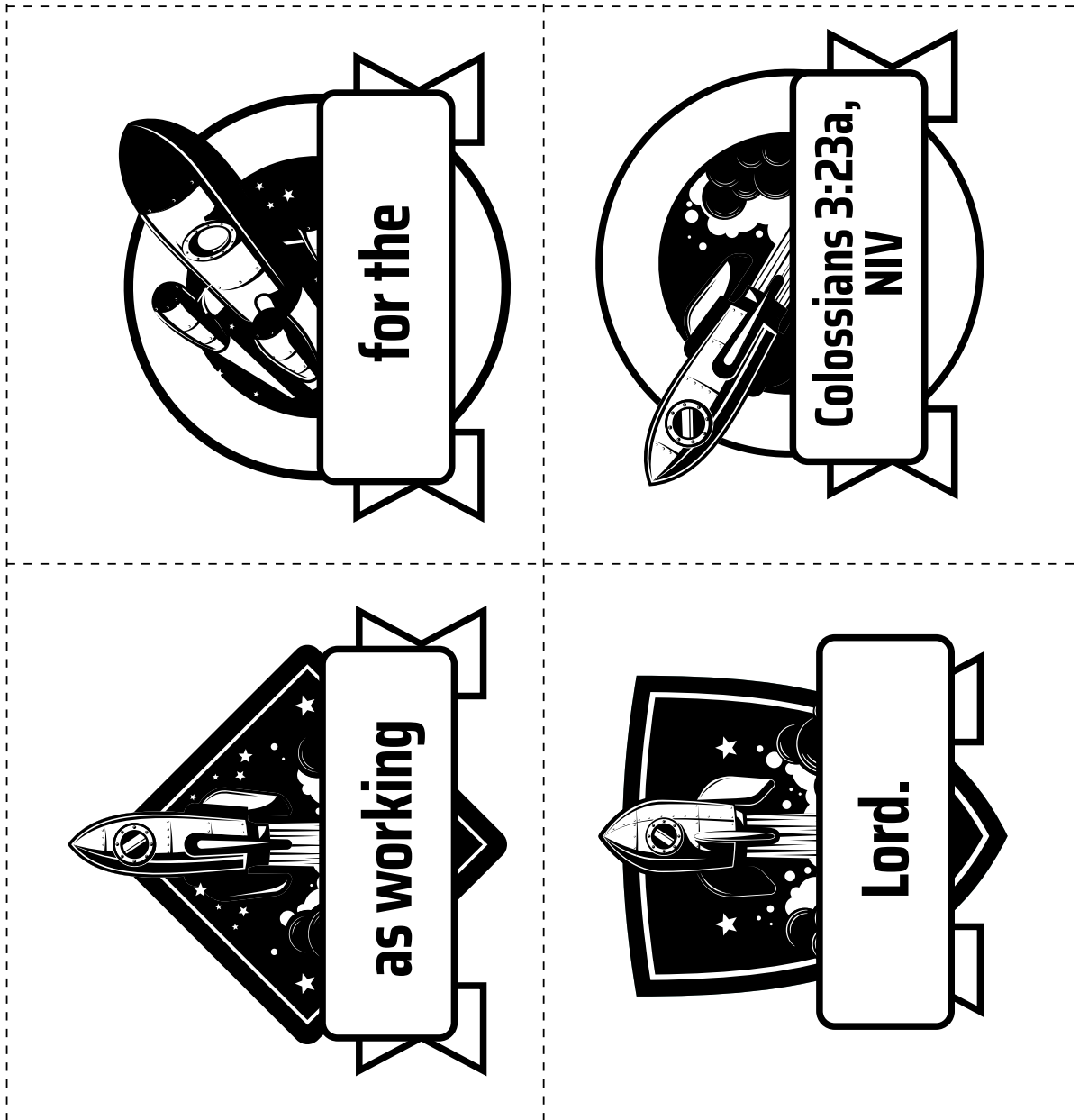
"Verse Words, NlrV" Activity Page

September 2021, Week 4, K-5 Starter
©2021 The reThink Group, Inc. All rights reserved.



What to Do:
Print and cut apart. Provide one set for each small group.





What to Do:

Print and cut apart. Provide one set for each small group.

"Verse Words, NIV" Activity Page

September 2021, Week 4, K-5 Starter
©2021 The reThink Group, Inc. All rights reserved.