

Theme

Make Waves

Who can help you do everything?



Who wants to be your friend forever?

Who is God's Son?

Use washable crayons or markers to draw your favorite part of this week's Bible Story:

SAY THIS

Who can help you do everything?
Jesus can help me do everything.

Memory Verse

"I can

do everything

through Christ,

who gives me strength."

Philippians 4:13

Thumbs to chest

March

Point up

Muscle arms

Open hands like a book

WEEK 1

God showed His love for us by sending His Son, Jesus. Jesus can help us love everyone.

1 John 4:9-13

Who sent Jesus to be our friend forever? (God)
Who can help you love everyone? (Jesus)

WEEK 2

Paul and Silas choose to show joy by singing and praising God even though they are in jail.

Acts 16:16-34

How did Paul and Silas show joy? (They sang and praised God.)

Who can help you choose joy? (Jesus)

WEEK 3

Abigail finds a way to choose peace and keep her husband, Nabal, and David from fighting.

1 Samuel 25:1-35

How did Abigail choose peace? (She gave food and water to David.)

Who can help you choose peace? (Jesus)

WEEK 4

Simeon gets to see baby Jesus after being patient and waiting a long time.

Luke 2:22-39

How was Simeon patient? (He waited without complaining.)

Who can help you choose patience? (Jesus)

Pool Play

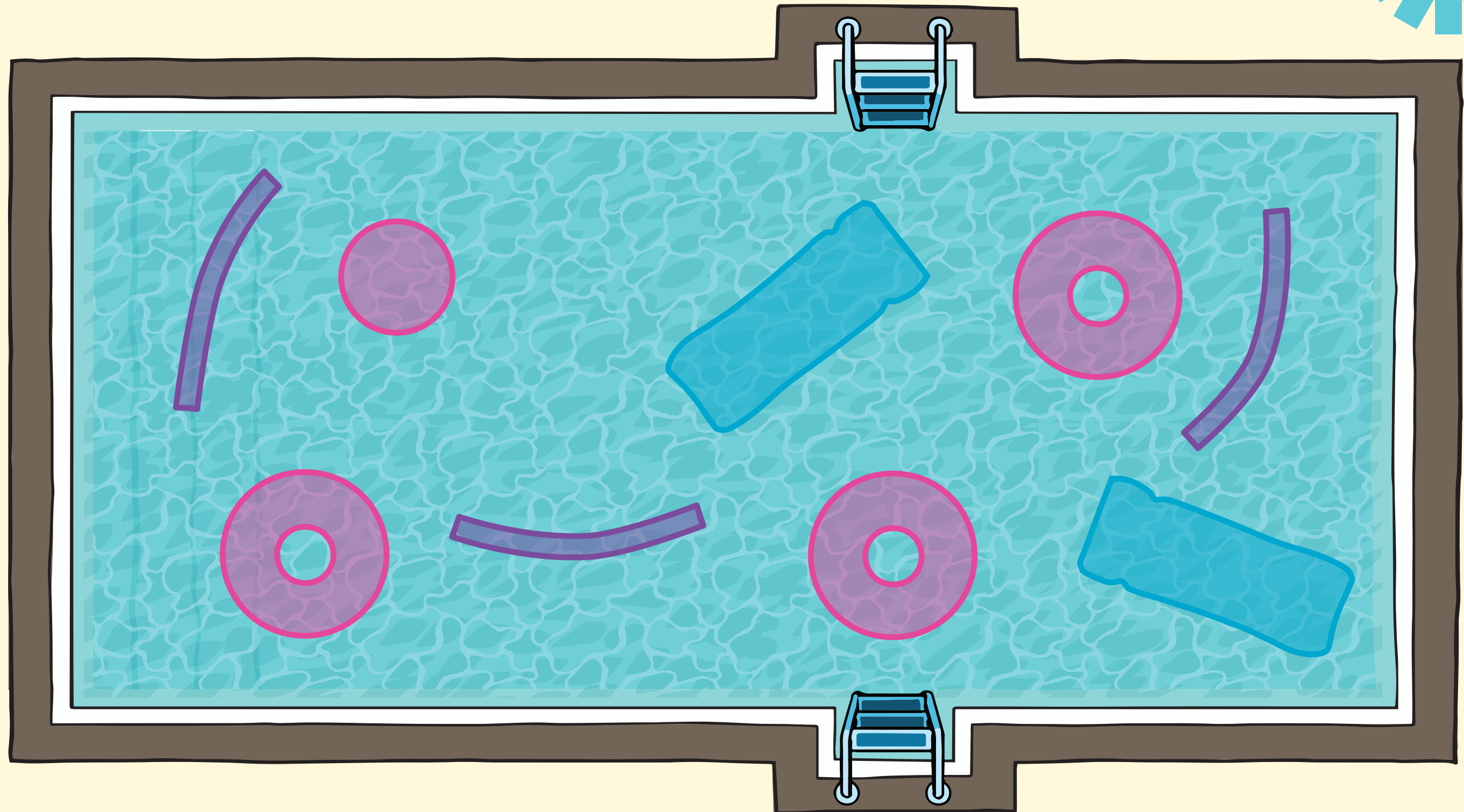
1


Use crayons or play dough to complete the items in the pool.

2

What else can you make to put in the pool?

Use
washable
crayons or
markers.


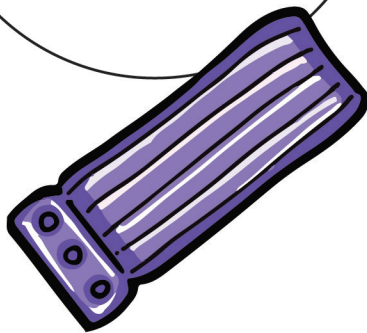




Have fun learning and playing
with your preschooler!



First, watch
this week's
video!



Bible Story

We Love Because
God Loves Us
(1 John 4:9-13)

Remember This

"I can do everything through
Christ, who gives me strength."
Philippians 4:13, NLT

Say This

Who can help you
do everything?
Jesus can help you
do everything.

Activity

Your Name in Hearts

What You Need

Construction paper, heart stickers, and a marker


What You Do

Before the activity, cut out several paper hearts out of construction paper. Write the names of several family members on each heart. Write your child's name on one heart.

Say, "Look at the table. There are pieces of paper with your names on them. Look around and see if you can find your name. *(Pause.)* I will help you find your name if you need help.

"Sit down where your name is and trace the letters in your name with your finger. *(Pause, then hand out the heart stickers.)* Now put heart stickers on the lines of the letters in your name. *(Pause.)* Look at all the love covering your name. Beautiful! Jesus can help [family member's name] choose love."

End with, "Jesus can help [child's name] choose love. Yay! Jesus can help us do everything! Who can help you do everything? **Jesus can help me do everything.**"


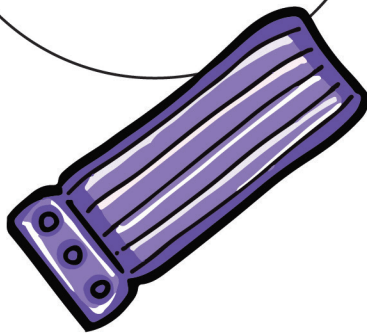


Prayer

"God, you love each of us so much that you gave us your Son, Jesus, to be our friend forever. No matter where Jesus was going or what He was doing, Jesus always stopped to show others He loved them. Help us to show love to others like Jesus did. Amen!"

Have fun learning and playing
with your preschooler!

First, watch
this week's
video!



Bible Story

Paul and Silas in Prison
(Acts 16:16-34)

Remember This

"I can do everything through
Christ, who gives me strength."
Philippians 4:13, NLT

Say This

Who can help you
do everything?
Jesus can help you
do everything.

Activity

Joy Parade

What You Need

Craft sticks and washable markers

What You Do

Before the activity, lay out the craft sticks and markers.


Say, "We're going to draw happy, joyful faces on our craft sticks."

(Complete the activity.)

Then, hand your child a few craft sticks, and keep a few for yourself. Say,
"Jesus can help us choose joy. Let's have a joy parade!"

March around your home while chanting, "Jesus can help me choose joy."

After the activity say, "That was so much fun! Jesus can help us do
everything. Who can help you do everything? **Jesus can help me do
everything!**"

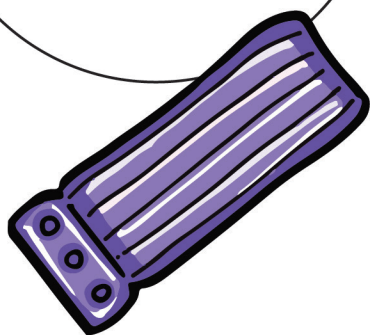


Prayer

"God, you helped Paul and Silas have joy when they were in jail. Help me to be
joyful, especially when I want to feel grumpy. Help me to choose joy!"

Have fun learning and playing
with your preschooler!

First, watch
this week's
video!



Bible Story

Abigail Intervenes
(1 Samuel 25:1-35)

Remember This

"I can do everything through
Christ, who gives me strength."
Philippians 4:13, NLT

Say This

Who can help you
do everything?
Jesus can help you
do everything.

Activity

Peaceful Painting

What You Need

Cardstock (or white paper), several different colors of watercolor paints, paintbrushes, music player, and classical or hymnal music; *optional smocks and hand wipes*

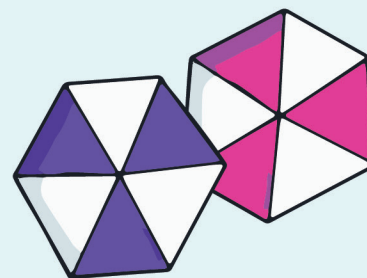
What You Do

Before you begin the activity, write down the memory verse on two sheets of paper/cardstock.

Say, "Let's paint together! We can listen to some peaceful music while we paint. (*Give each child the art supplies and turn on music.*) This page has our memory verse written on it. Our memory verse tells us that we can do everything through Jesus. I am so excited that we get to peacefully paint together!" (*Do activity.*)

Play the music while encouraging your child to use the watercolors to paint the page. Encourage your child to listen to the music and calmly paint.

When you are finished say, "Our memory verse tells us that Jesus can help us do everything! Who can help you do everything? **Jesus can help me do everything!**"

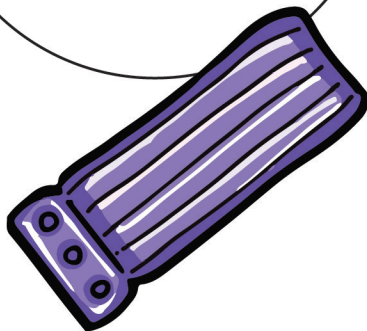


Prayer

"God, thank you for the story of Abigail, which shows us that you can help us be peaceful. Being peaceful can help a lot of people. Thank you that you can help us do anything! Amen."

Have fun learning and playing
with your preschooler!

First, watch
this week's
video!



Bible Story

Simeon at the Temple
(Luke 2:22-39)

Remember This

"I can do everything through
Christ, who gives me strength."
Philippians 4:13, NLT

Say This

Who can help you
do everything?
Jesus can help you
do everything.

Activity

Spoon Game

What You Need

Plastic spoons; pom poms (or small paper balls); and paper bowls

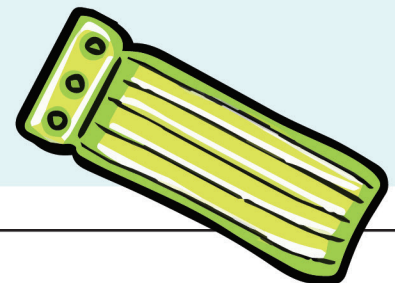
What You Do

At your child's seat, place five spoons side by side with one bowl on both sides of the spoons. Place three pom poms in the bowl on the left of each spoon row.

Say, "I have a super fun game today that will help you with patience. To play this game, you will take the first spoon and scoop a pom pom from your bowl. (*Demonstrate.*) Use the spoon to scoop up one pom pom and place the pom pom on the second spoon. (*Pause.*) Put the first spoon back and pick up the second spoon with the pom pom on it. (*Pause.*) Now put the pom pom on the third spoon. (*Pause.*) Put the second spoon down and pick up the third spoon with the pom pom on it. (*Pause.*) Put the pom pom on the fourth spoon. (*Pause.*) Put the third spoon down and pick up the fourth spoon with the pom pom on it. (*Pause.*)

"Put the pom pom on the fifth spoon. (*Pause.*) Put the fourth spoon down and pick up the fifth spoon with the pom pom on it. (*Pause.*) Now put the pom pom into the empty bowl. (*Pause.*) Put the fifth spoon down. (*Pause.*) When I say, 'Go,' do the same thing you just did with the other two pom poms. Ready? Go! (*Pause.*)"

When the activity is finished say, "Wow! Great job! You used a lot of patience during that game!"



Prayer

"God, it is easy to become frustrated and forget to show patience. But when Jesus is our friend, He can help us choose patience. Thank you for giving us Jesus."